



AGENDA

BOARD OF SUPERVISORS, COUNTY OF MONO STATE OF CALIFORNIA

Meeting Location: Board Chambers, 2nd Fl., County Courthouse, 278 Main St., Bridgeport, CA 93517

Special Meeting May 25, 2022

TELECONFERENCE INFORMATION

Board members may participate from a teleconference location. As authorized by AB 361, dated September 16, 2021, a local agency may use teleconferencing without complying with the teleconferencing requirements imposed by the Ralph M. Brown Act when a legislative body of a local agency holds a meeting during a declared state of emergency and local officials have recommended or imposed measures to promote social distancing or the body cannot meet safely in person and the legislative body has made such findings.

Members of the public may participate via the Zoom Webinar, including listening to the meeting and providing public comment, by following the instructions below. If you are unable to join the Zoom Webinar of the Board meeting, you may still view the live stream of the meeting by visiting

http://monocounty.granicus.com/MediaPlayer.php?publish_id=a12c13ad-ac1b-48e4-96ae-7c2fb3c20bde

To join the meeting by computer:

Visit <https://monocounty.zoom.us/j/81742524559>

Or visit <https://www.zoom.us/>, click on "Join A Meeting" and enter the Zoom Webinar ID 817 4252 4559

To provide public comment, press the "Raise Hand" button on your screen.

To join the meeting by telephone:

Dial (669) 900-6833, then enter Zoom Webinar ID 817 4252 4559

To provide public comment, press *9 to raise your hand and *6 to mute/unmute.

NOTE: In compliance with the Americans with Disabilities Act, if you need special assistance to participate in this meeting, please contact the Clerk of the Board at (760) 932-5530 or bos@mono.ca.gov. Notification 48 hours prior to the meeting will enable the County to make reasonable arrangements to ensure accessibility to this meeting (See 42 USCS 12132, 28CFR 35.130).

Full agenda packets are available for the public to review in the Office of the Clerk of the Board (Annex I - 74 North School Street, Bridgeport, CA 93517) and online at <http://monocounty.ca.gov/bos>. Any writing distributed less than 72 hours prior to the meeting will be available for public inspection in the Office of the Clerk of the Board and online.

UNLESS OTHERWISE SPECIFIED BY TIME, ITEMS SCHEDULED FOR EITHER THE MORNING OR AFTERNOON SESSIONS WILL BE HEARD ACCORDING TO AVAILABLE TIME AND PRESENCE OF INTERESTED PERSONS. PUBLIC MAY COMMENT ON AGENDA ITEMS AT THE TIME THE ITEM IS

HEARD.

9:00 AM Call meeting to Order

Pledge of Allegiance

1. OPPORTUNITY FOR THE PUBLIC TO ADDRESS THE BOARD

Opportunity for the public to address the Board on items of public interest that are within the subject matter jurisdiction of the Board. (Speakers may be limited in speaking time dependent upon the press of business and number of persons wishing to address the Board.) Please refer to the Teleconference Information section to determine how to make public comment for this meeting via Zoom.

2. AGENDA ITEMS

A. FY2022-23 Budget Workshop

Departments: CAO

3 hours

(Robert C. Lawton, CAO; John Craig, Assistant CAO; Megan Mahaffey, Accountant III) - Presentation by Departments of their requested FY2022-23 Departmental Budget.

Recommended Action: No Action. Presentation and Discussion only.

Fiscal Impact: None.

ADJOURN



**OFFICE OF THE CLERK
OF THE BOARD OF SUPERVISORS**

SPECIAL MEETING AGENDA REQUEST

Print

MEETING DATE	May 25, 2022	DEPARTMENT	
ADDITIONAL DEPARTMENTS			
TIME REQUIRED	3 hours	PERSONS APPEARING BEFORE THE BOARD	Robert C. Lawton, CAO; John Craig, Assistant CAO; Megan Mahaffey, Accountant III
SUBJECT	FY2022-23 Budget Workshop		

AGENDA DESCRIPTION:

(A brief general description of what the Board will hear, discuss, consider, or act upon)

Presentation by Departments of their requested FY2022-23 Departmental Budget.

RECOMMENDED ACTION:

No Action. Presentation and Discussion only.

FISCAL IMPACT:

None.

CONTACT NAME: John Craig, Assistant CAO

PHONE/EMAIL: 760-932-5414 / jcraig@mono.ca.gov

SUBMIT THE ORIGINAL DOCUMENT WITH ATTACHMENTS TO THE OFFICE OF THE COUNTY ADMINISTRATOR
**PRIOR TO 5:00 P.M. ON THE FRIDAY
32 DAYS PRECEDING THE BOARD MEETING**

SEND COPIES TO:

MINUTE ORDER REQUESTED:

YES NO

ATTACHMENTS:

Click to download
FY2022-23 Requested Budget
Workshop Agenda

History


Time

Who

Approval



MONO COUNTY BUDGET WORKSHOP 2022-2023



CALIFORNIA'S GREAT BEYOND

Table of Contents

COUNTY ADMINISTRATOR’S OFFICE	3
ANIMAL SERVICES	12
ASSESSOR	17
BEHAVIORAL HEALTH	20
CLERK-RECORDER.....	27
COMMUNITY DEVELOPMENT.....	34
COUNTY COUNSEL.....	41
DISTRICT ATTORNEY	46
ECONOMIC DEVELOPMENT	52
EMERGENCY MEDICAL SERVICES.....	57
FINANCE.....	61
INFORMATION TECHNOLOGY.....	70
PROBATION	75
PUBLIC HEALTH	83
PUBLIC WORKS.....	93
SHERIFF - CORONER	105
SOCIAL SERVICES	115

COUNTY ADMINISTRATOR'S OFFICE

Robert C. Lawton
County Administrative Officer

The Department's mission is to plan and direct the day-to-day operation of County government, while ensuring that federal, state, and local laws and Board policies and directives are executed in an effective, efficient, and accountable manner.

BUDGET AT A GLANCE	FY2022-23
Total Expenditures	(\$5,987,717)
Total Grant / Earned / Govt Revenues	\$1,608,441
Total Use of Fund Balance	\$741,532
<hr/>	
Total General Fund Contribution	\$3,637,744
Total Staff	12.00 FTE
% Funded by General Fund	60.8%

DEPARTMENT SERVICES OVERVIEW

Administration (Office of the County Administrative Officer). In addition to providing administration and executive management services to the County, the department also includes the divisions of Budget, Emergency Operations, Housing Opportunities, Human Resources, and Sustainable Recreation. Additionally, the department also oversees the work of the contracted Communications Manager, Agriculture Commissioner, Farm Advisor, and Veterans Services Officer.

CHALLENGES, ISSUES & OPPORTUNITIES

Key challenges for the County Administration Department during FY2022-23 include:

- Supporting all levels, of the County workforce during a time of unprecedented uncertainty
- Continuing the mitigation of, and response to, the COVID-19 pandemic
- Stewardship of County resources during the continued economic downturn
- Solving vacancies at the senior staff and other levels; and,
- Addressing the ongoing need for additional workforce housing throughout Mono County

For more information, call (760) 932-5410, or visit <https://monocounty.ca.gov/cao>

REQUESTED BUDGET CHANGES FOR FY2022-23

- As a continuation of transferring budget operations back to the CAO's office, requesting to move the current Accountant IV position into the CAO's office, from the Finance Department;
- Requesting increased funding for continued housing funds for addressing the current housing crisis
- Requesting funding for the new Office of Emergency Operations

ACCOMPLISHMENTS AND OBJECTIVES

FY2021-22 Accomplishments

- Worked with the Board of Supervisors to revise our County Strategic Plan Update and develop actionable items for the four strategic focus areas – Safe and Healthy Communities, A Thriving Economy, Workforce and Operational Excellence, and Sustainable Public Lands
- Coordinated the County response to the COVID-19 crisis, working directly with County staff, as well as Town Hospital, State and Federal personnel to ensure continued County operations
- Worked closely with staff on the finalization of several large capital improvement projects including the completion of the Civic Center in Mammoth, as well as preparation for the coming County jail facility

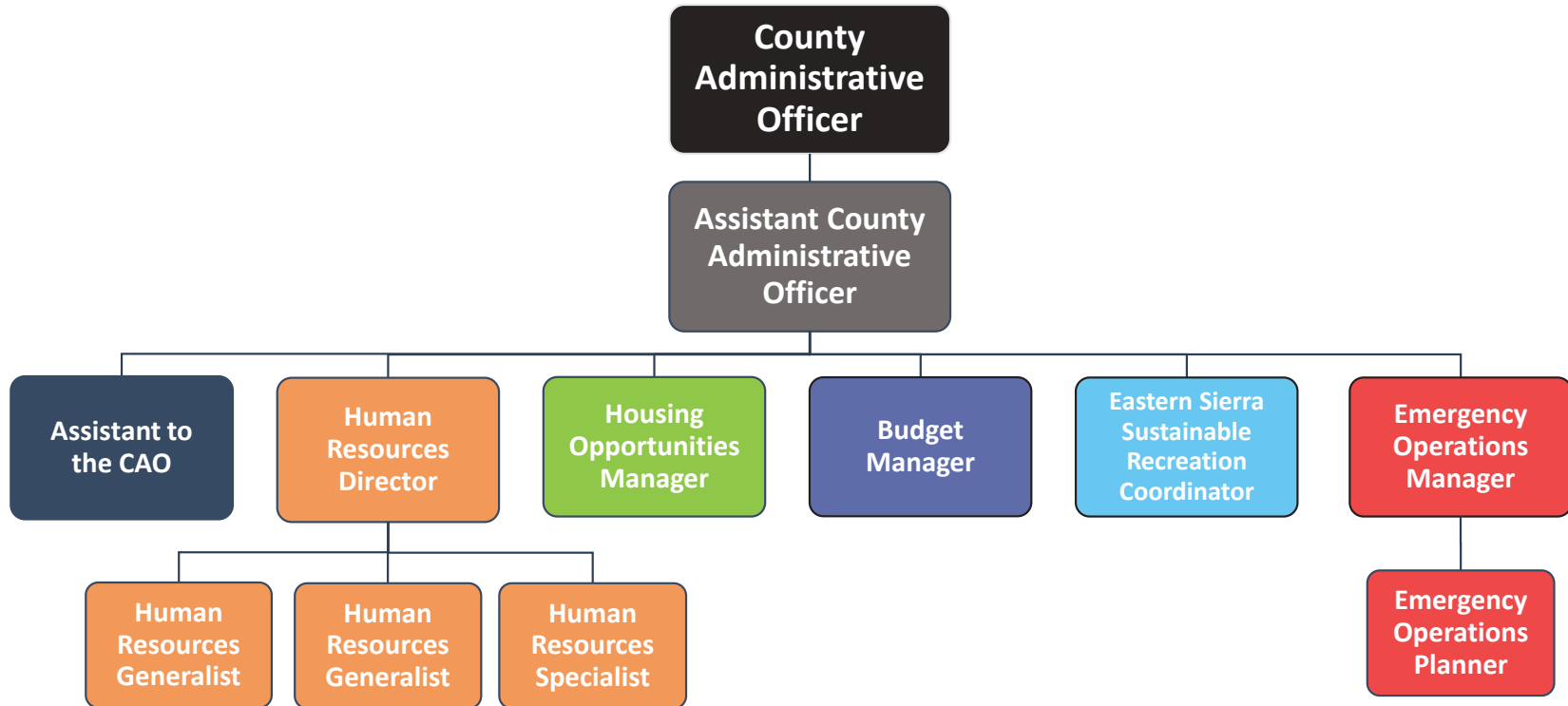
- Managed County operations through the ongoing local, state, and nationwide workforce shortage by widening our search efforts to include alternative methods of outreach, use of consultants when absolutely necessary, and creative contract language with potential candidates

FY2022-23 Objectives

- Move forward with our efforts to improve the housing opportunities in the County by creating a workplan on housing opportunities, including actionable and achievable goals
- Complete Countywide fee-study analysis and recommend increased fees where appropriate to the Board for consideration
- Complete the transition of several of our software and hardware programs due to end-of-life issues, including our Innoprise staff interface and the Novus agenda management systems
- Implement the Office of Emergency Operations by hiring the currently approved manager and planner for that office and creating a work plan and operations plan



Departmental Organizational Chart



DIVISIONS

- ADMINISTRATION
- HUMAN RESOURCES
- HOUSING
- BUDGET
- SUSTAINABLE RECREATION
- EMERGENCY OPERATIONS

**County Administrator's Office
FY2022-23 Budget Workshop**

Proposal	Account String	Fund	Type	Account Name	FY 2019-20	FY 2020-21	FY 2021-22	FY 2021-22	FY 2022-23	FY 2022-23 CAO
					Actuals	Actuals	Amended Budget	Actuals YTD	Departmental Request	Recommended
CA 100-11-020 (County Administration)	100-11-020-12060	100	Revenues	Filming Permits	\$ 1,450	\$ 2,600	\$ 2,400	\$ 1,950	\$ 2,400	\$ -
CA 100-11-020 (County Administration)	100-11-020-14050	100	Revenues	Rental Income	\$ 8,682	\$ -	\$ -	\$ -	\$ -	\$ -
CA 100-11-020 (County Administration)	100-11-020-16611	100	Revenues	Special Event Insurance	\$ 494	\$ -	\$ 800	\$ -	\$ 400	\$ -
CA 100-11-020 (County Administration)	100-11-020-17010	100	Revenues	Miscellaneous Revenue	\$ 41	\$ 40	\$ -	\$ -	\$ -	\$ -
CA 100-11-020 (County Administration)	100-11-020-17130	100	Revenues	Electronic Key Fee	\$ 80	\$ 30	\$ -	\$ -	\$ -	\$ -
CA 100-11-020 (County Administration)	100-11-020-21100	100	Expenses	Salary And Wages	\$ (675,477)	\$ (782,385)	\$ (602,685)	\$ (468,721)	\$ (1,204,280)	\$ -
CA 100-11-020 (County Administration)	100-11-020-21120	100	Expenses	Overtime	\$ (4,343)	\$ (5,891)	\$ -	\$ (6,043)	\$ -	\$ -
CA 100-11-020 (County Administration)	100-11-020-22100	100	Expenses	Employee Benefits	\$ (81,161)	\$ (88,694)	\$ (59,413)	\$ (57,656)	\$ (38,968)	\$ -
CA 100-11-020 (County Administration)	100-11-020-22110	100	Expenses	Employee Benefits - Health (Med/Dent/Vis)	\$ (80,084)	\$ (74,586)	\$ (73,946)	\$ (63,484)	\$ (237,194)	\$ -
CA 100-11-020 (County Administration)	100-11-020-22120	100	Expenses	Employee Benefits - PERS (ER Portion)	\$ (169,418)	\$ (186,839)	\$ (219,947)	\$ (193,275)	\$ (426,659)	\$ -
CA 100-11-020 (County Administration)	100-11-020-30280	100	Expenses	Telephone/Communications	\$ (2,100)	\$ (2,350)	\$ (5,539)	\$ (5,362)	\$ (8,700)	\$ -
CA 100-11-020 (County Administration)	100-11-020-30500	100	Expenses	Workers' Comp Ins Expense	\$ (8,267)	\$ (27,102)	\$ (28,854)	\$ (28,854)	\$ (27,297)	\$ -
CA 100-11-020 (County Administration)	100-11-020-30510	100	Expenses	Liability Insurance Expense	\$ (9,531)	\$ (6,616)	\$ (8,195)	\$ (8,195)	\$ (7,123)	\$ -
CA 100-11-020 (County Administration)	100-11-020-31200	100	Expenses	Equip Maintenance & Repair	\$ (65)	\$ -	\$ -	\$ -	\$ -	\$ -
CA 100-11-020 (County Administration)	100-11-020-31700	100	Expenses	Membership Fees	\$ (2,782)	\$ (1,838)	\$ (2,000)	\$ (1,563)	\$ (2,500)	\$ -
CA 100-11-020 (County Administration)	100-11-020-32000	100	Expenses	Office Expense	\$ (12,032)	\$ (12,195)	\$ (5,000)	\$ (9,798)	\$ (12,000)	\$ -
CA 100-11-020 (County Administration)	100-11-020-32010	100	Expenses	TECHNOLOGY EXPENSES	\$ (8,583)	\$ (11,346)	\$ (13,516)	\$ (13,516)	\$ (15,883)	\$ -
CA 100-11-020 (County Administration)	100-11-020-32020	100	Expenses	Technology Expense-Software Licenses	\$ (8,292)	\$ (12,646)	\$ (10,000)	\$ (23,035)	\$ (25,000)	\$ -
CA 100-11-020 (County Administration)	100-11-020-32030	100	Expenses	Copier Pool	\$ -	\$ -	\$ -	\$ -	\$ (4,240)	\$ -
CA 100-11-020 (County Administration)	100-11-020-32360	100	Expenses	Consulting Services	\$ (68,633)	\$ (53,094)	\$ (10,000)	\$ (10,853)	\$ (10,000)	\$ -
CA 100-11-020 (County Administration)	100-11-020-32450	100	Expenses	Contract Services	\$ (19,379)	\$ (7,154)	\$ (224,812)	\$ (169,559)	\$ (250,000)	\$ -
CA 100-11-020 (County Administration)	100-11-020-32500	100	Expenses	Professional & Specialized Ser	\$ -	\$ (380)	\$ -	\$ (22)	\$ -	\$ -
CA 100-11-020 (County Administration)	100-11-020-32950	100	Expenses	Rents & Leases - Real Property	\$ (42,855)	\$ -	\$ -	\$ -	\$ -	\$ -
CA 100-11-020 (County Administration)	100-11-020-33120	100	Expenses	Special Department Expense	\$ (2,602)	\$ (9,538)	\$ -	\$ -	\$ -	\$ -
CA 100-11-020 (County Administration)	100-11-020-33140	100	Expenses	Recruiting Expenses	\$ (35,520)	\$ (10,281)	\$ (100,000)	\$ (65,180)	\$ (60,000)	\$ -
CA 100-11-020 (County Administration)	100-11-020-33151	100	Expenses	Special Event Insurance Costs	\$ (498)	\$ -	\$ -	\$ -	\$ -	\$ -
CA 100-11-020 (County Administration)	100-11-020-33350	100	Expenses	Travel & Training Expense	\$ (9,763)	\$ (1,758)	\$ (10,000)	\$ (9,265)	\$ (14,000)	\$ -
CA 100-11-020 (County Administration)	100-11-020-33351	100	Expenses	Vehicle Fuel Costs	\$ (2,043)	\$ (697)	\$ (1,704)	\$ (1,257)	\$ (2,000)	\$ -
CA 100-11-020 (County Administration)	100-11-020-33360	100	Expenses	Motor Pool Expense	\$ (6,126)	\$ (2,298)	\$ (6,057)	\$ (3,792)	\$ (7,378)	\$ -
CA 100-11-020 (County Administration)	100-11-020-33602	100	Expenses	Civic Center Utilities	\$ -	\$ (4,708)	\$ (7,929)	\$ (6,735)	\$ (8,000)	\$ -
CA 100-11-020 (County Administration)	100-11-020-60100	100	Expenses	Operating Transfers Out	\$ -	\$ (88,037)	\$ (87,467)	\$ (72,881)	\$ -	\$ -
CA 100-11-020 (County Administration)	100-11-020-60110	100	Expenses	Civic Center Rent	\$ -	\$ -	\$ -	\$ -	\$ (88,044)	\$ -
CA 100-11-020 (County Administration)	100-11-020-70500	100	Expenses	Credit Card Clearing Account	\$ -	\$ -	\$ -	\$ (679)	\$ -	\$ -
County Administration Revenue Total					\$ 10,747	\$ 2,670	\$ 3,200	\$ 1,950	\$ 2,800	\$ -
County Administration Expenditure Total					\$ (1,249,553)	\$ (1,390,434)	\$ (1,477,064)	\$ (1,219,726)	\$ (2,449,265)	\$ -
County Administration General Fund Contribution					\$ 1,238,806	\$ 1,387,763	\$ 1,473,864	\$ 1,217,776	\$ 2,446,465	\$ -

**County Administrator's Office
FY2022-23 Budget Workshop**

Proposal	Account String	Fund	Type	Account Name	FY 2019-20	FY 2020-21	FY 2021-22	FY 2021-22	FY 2022-23	FY 2022-23 CAO
					Actuals	Actuals	Amended Budget	Actuals YTD	Departmental Request	Recommended
CA 100-21-076 (Public Defender)	100-21-076-13070	100	Revenues	Small Claims Advice -Court Fin	\$ 518	\$ 322	\$ 300	\$ 188	\$ -	\$ -
CA 100-21-076 (Public Defender)	100-21-076-15437	100	Revenues	Realignment Backfill Support	\$ -	\$ 376	\$ -	\$ -	\$ -	\$ -
CA 100-21-076 (Public Defender)	100-21-076-15443	100	Revenues	St: 2011 Realignment	\$ 6,146	\$ 6,499	\$ 5,250	\$ 7,821	\$ 6,000	\$ -
CA 100-21-076 (Public Defender)	100-21-076-16050	100	Revenues	Legal Services	\$ 6,962	\$ 5,647	\$ 6,000	\$ -	\$ 6,000	\$ -
CA 100-21-076 (Public Defender)	100-21-076-16980	100	Revenues	Public Defender Contract Fees	\$ 12,675	\$ 8,820	\$ 3,000	\$ 3,150	\$ 3,000	\$ -
CA 100-21-076 (Public Defender)	100-21-076-32390	100	Expenses	Legal Services	\$ -	\$ (7,556)	\$ -	\$ -	\$ -	\$ -
CA 100-21-076 (Public Defender)	100-21-076-32450	100	Expenses	Contract Services	\$ (534,200)	\$ (532,820)	\$ (534,205)	\$ (549,458)	\$ (550,000)	\$ -
CA 100-21-076 (Public Defender)	100-21-076-32500	100	Expenses	Professional & Specialized Ser	\$ (128,920)	\$ (132,557)	\$ (168,500)	\$ (90,795)	\$ (175,000)	\$ -
CA 100-21-076 (Public Defender)	100-21-076-33120	100	Expenses	Special Department Expense	\$ -	\$ -	\$ (250,000)	\$ (2,354)	\$ (250,000)	\$ -
Public Defender Revenue Total					\$ 26,300	\$ 21,664	\$ 14,550	\$ 11,159	\$ 15,000	\$ -
Public Defender Expenditure Total					\$ (663,120)	\$ (672,932)	\$ (952,705)	\$ (642,607)	\$ (975,000)	\$ -
Public Defender General Fund Contribution					\$ 636,820	\$ 651,269	\$ 938,155	\$ 631,448	\$ 960,000	\$ -
CA 100-21-077 (Grand Jury)	100-21-077-31010	100	Expenses	Jury And Witness Expense	\$ (5,095)	\$ (7,674)	\$ (6,000)	\$ (633)	\$ (3,000)	\$ -
CA 100-21-077 (Grand Jury)	100-21-077-32000	100	Expenses	Office Expense	\$ (76)	\$ (1,528)	\$ (10,000)	\$ (3,795)	\$ (7,000)	\$ -
CA 100-21-077 (Grand Jury)	100-21-077-32010	100	Expenses	TECHNOLOGY EXPENSES	\$ -	\$ -	\$ -	\$ -	\$ -	\$ -
CA 100-21-077 (Grand Jury)	100-21-077-32020	100	Expenses	Technology Expense-Software Licenses	\$ -	\$ (2,880)	\$ (3,000)	\$ (2,880)	\$ (3,000)	\$ -
CA 100-21-077 (Grand Jury)	100-21-077-32500	100	Expenses	Professional & Specialized Ser	\$ -	\$ -	\$ -	\$ -	\$ -	\$ -
CA 100-21-077 (Grand Jury)	100-21-077-33350	100	Expenses	Travel & Training Expense	\$ -	\$ (2,200)	\$ (2,500)	\$ (205)	\$ (1,000)	\$ -
Grand Jury Revenue Total					\$ -	\$ -	\$ -	\$ -	\$ -	\$ -
Grand Jury Expenditure Total					\$ (5,171)	\$ (14,282)	\$ (21,500)	\$ (7,514)	\$ (14,000)	\$ -
Grand Jury General Fund Contribution					\$ 5,171	\$ 14,282	\$ 21,500	\$ 7,514	\$ 14,000	\$ -
CA 100-26-074 (Ag Commissioner)	100-26-074-15430	100	Revenues	St: Ag Comm/Weights & Measures	\$ 99,548	\$ 100,786	\$ 137,465	\$ 146,823	\$ 146,823	\$ -
CA 100-26-074 (Ag Commissioner)	100-26-074-32500	100	Expenses	Professional & Specialized Ser	\$ (218,433)	\$ (241,107)	\$ (280,243)	\$ (261,605)	\$ (261,605)	\$ -
Ag Commissioner Revenue Total					\$ 99,548	\$ 100,786	\$ 137,465	\$ 146,823	\$ 146,823	\$ -
Ag Commissioner Expenditure Total					\$ (218,433)	\$ (241,107)	\$ (280,243)	\$ (261,605)	\$ (261,605)	\$ -
Ag Commissioner General Fund Contribution					\$ 118,885	\$ 140,321	\$ 142,778	\$ 114,782	\$ 114,782	\$ -
CA 100-27/17-251 (Housing Development)	100-17-251-14100	100	Revenues	Housing Rent	\$ 15,000	\$ 11,250	\$ 15,000	\$ -	\$ 15,000	\$ -
CA 100-27/17-251 (Housing Development)	100-27-251-18100	100	Revenues	Operating Transfers In	\$ 6,115	\$ -	\$ -	\$ -	\$ -	\$ -
CA 100-27/17-251 (Housing Development)	100-17-251-30510	100	Expenses	Liability Insurance Expense	\$ -	\$ -	\$ -	\$ -	\$ (1,530)	\$ -
CA 100-27/17-251 (Housing Development)	100-27-251-21100	100	Expenses	Salary And Wages	\$ (6,661)	\$ -	\$ -	\$ -	\$ -	\$ -
CA 100-27/17-251 (Housing Development)	100-27-251-22100	100	Expenses	Employee Benefits	\$ (957)	\$ -	\$ -	\$ -	\$ -	\$ -
CA 100-27/17-251 (Housing Development)	100-27-251-22110	100	Expenses	Employee Benefits - Health (Med/Dent/Vis)	\$ (2,187)	\$ -	\$ -	\$ -	\$ -	\$ -
CA 100-27/17-251 (Housing Development)	100-27-251-22120	100	Expenses	Employee Benefits - PERS (ER Portion)	\$ (2,137)	\$ -	\$ -	\$ -	\$ -	\$ -
CA 100-27/17-251 (Housing Development)	100-27-251-30500	100	Expenses	Workers' Comp Ins Expense	\$ (1,378)	\$ -	\$ -	\$ -	\$ (2,809)	\$ -
CA 100-27/17-251 (Housing Development)	100-27-251-30510	100	Expenses	Liability Insurance Expense	\$ (637)	\$ -	\$ -	\$ -	\$ -	\$ -
CA 100-27/17-251 (Housing Development)	100-27-251-31400	100	Expenses	Building/Land Maint & Repair	\$ (3,384)	\$ -	\$ (9,000)	\$ -	\$ (10,661)	\$ -
CA 100-27/17-251 (Housing Development)	100-27-251-32000	100	Expenses	Office Expense	\$ (137)	\$ -	\$ -	\$ -	\$ -	\$ -
CA 100-27/17-251 (Housing Development)	100-27-251-32450	100	Expenses	Contract Services	\$ -	\$ -	\$ (3,000)	\$ -	\$ -	\$ -
CA 100-27/17-251 (Housing Development)	100-27-251-33600	100	Expenses	Utilities	\$ (814)	\$ -	\$ (3,000)	\$ -	\$ -	\$ -
Housing Development Revenue Total					\$ 21,115	\$ 11,250	\$ 15,000	\$ -	\$ 15,000	\$ -
Housing Development Expenditure Total					\$ (18,291)	\$ -	\$ (15,000)	\$ -	\$ (15,000)	\$ -
Housing Development General Fund Contribution					\$ (2,824)	\$ (11,250)	\$ -	\$ -	\$ -	\$ -

**County Administrator's Office
FY2022-23 Budget Workshop**

Proposal	Account String	Fund	Type	Account Name	FY 2019-20 Actuals	FY 2020-21 Actuals	FY 2021-22 Amended Budget	FY 2021-22 Actuals YTD	FY 2022-23 Departmental Request	FY 2022-23 CAO Recommended
CA 100-55-073 (Veteran Services)	100-55-073-15475	100	Revenues	St: Office Of Veteran Affairs	\$ -	\$ -	\$ -	\$ -	\$ -	\$ -
CA 100-55-073 (Veteran Services)	100-55-073-47010	100	Expenses	Contributions To Other Governm	\$ (12,981)	\$ (39,157)	\$ (50,000)	\$ -	\$ (50,000)	\$ -
Veteran Services Revenue Total					\$ -	\$ -	\$ -	\$ -	\$ -	\$ -
Veteran Services Expenditure Total					\$ (12,981)	\$ (39,157)	\$ (50,000)	\$ -	\$ (50,000)	\$ -
Veteran Services General Fund Contribution					\$ 12,981	\$ 39,157	\$ 50,000	\$ -	\$ 50,000	\$ -
CA 100-63-072 (Farm Advisor)	100-63-072-15029	100	Revenues	Fed: Agriculture	\$ 1,002	\$ 1,175	\$ 1,000	\$ -	\$ -	\$ -
CA 100-63-072 (Farm Advisor)	100-63-072-32450	100	Expenses	Contract Services	\$ (38,008)	\$ (44,925)	\$ (52,000)	\$ (47,777)	\$ (52,497)	\$ -
Farm Advisor Revenue Total					\$ 1,002	\$ 1,175	\$ 1,000	\$ -	\$ -	\$ -
Farm Advisor Expenditure Total					\$ (38,008)	\$ (44,925)	\$ (52,000)	\$ (47,777)	\$ (52,497)	\$ -
Farm Advisor General Fund Contribution					\$ 37,005	\$ 43,750	\$ 51,000	\$ 47,777	\$ 52,497	\$ -
CA 108-27-194 (Eastern Sierra Sus. Recreation)	108-27-194-14010	108	Revenues	Interest Income	\$ 6,877	\$ 3,855	\$ 3,000	\$ 1,200	\$ -	\$ -
CA 108-27-194 (Eastern Sierra Sus. Recreation)	108-27-194-15202	108	Revenues	St: Misc State Grants	\$ -	\$ -	\$ 29,720	\$ -	\$ 122,100	\$ -
CA 108-27-194 (Eastern Sierra Sus. Recreation)	108-27-194-15750	108	Revenues	Fed: Geothermal Royalties	\$ 107,535	\$ 212,641	\$ 127,223	\$ 191,489	\$ 191,489	\$ -
CA 108-27-194 (Eastern Sierra Sus. Recreation)	108-27-194-15900	108	Revenues	Oth: Other Govt Agencies	\$ -	\$ -	\$ 8,750	\$ -	\$ 37,997	\$ -
CA 108-27-194 (Eastern Sierra Sus. Recreation)	108-27-194-17010	108	Revenues	Miscellaneous Revenue	\$ -	\$ 73,930	\$ -	\$ 43,949	\$ -	\$ -
CA 108-27-194 (Eastern Sierra Sus. Recreation)	108-27-194-21100	108	Expenses	Salary And Wages	\$ -	\$ (50,122)	\$ (108,493)	\$ (73,947)	\$ (147,600)	\$ -
CA 108-27-194 (Eastern Sierra Sus. Recreation)	108-27-194-22100	108	Expenses	Employee Benefits	\$ -	\$ (6,176)	\$ (12,046)	\$ (7,619)	\$ (3,454)	\$ -
CA 108-27-194 (Eastern Sierra Sus. Recreation)	108-27-194-22110	108	Expenses	Employee Benefits - Health (Med/Dent/Vis)	\$ -	\$ (11,704)	\$ (20,100)	\$ (16,232)	\$ (24,807)	\$ -
CA 108-27-194 (Eastern Sierra Sus. Recreation)	108-27-194-22120	108	Expenses	Employee Benefits - PERS (ER Portion)	\$ -	\$ (17,590)	\$ (20,353)	\$ (17,208)	\$ (35,754)	\$ -
CA 108-27-194 (Eastern Sierra Sus. Recreation)	108-27-194-30280	108	Expenses	Telephone/Communications	\$ -	\$ (2,660)	\$ (780)	\$ (378)	\$ -	\$ -
CA 108-27-194 (Eastern Sierra Sus. Recreation)	108-27-194-32010	108	Expenses	TECHNOLOGY EXPENSES	\$ -	\$ -	\$ -	\$ -	\$ (4,570)	\$ -
CA 108-27-194 (Eastern Sierra Sus. Recreation)	108-27-194-32450	108	Expenses	Contract Services	\$ (5,341)	\$ (8,618)	\$ (31,000)	\$ (13,916)	\$ (100,100)	\$ -
CA 108-27-194 (Eastern Sierra Sus. Recreation)	108-27-194-33120	108	Expenses	Special Department Expense	\$ (25,000)	\$ (59,391)	\$ (9,410)	\$ (5,851)	\$ (3,400)	\$ -
CA 108-27-194 (Eastern Sierra Sus. Recreation)	108-27-194-33350	108	Expenses	Travel & Training Expense	\$ -	\$ -	\$ (500)	\$ -	\$ -	\$ -
CA 108-27-194 (Eastern Sierra Sus. Recreation)	108-27-194-33351	108	Expenses	Vehicle Fuel Costs	\$ -	\$ (733)	\$ -	\$ (1,100)	\$ (6,750)	\$ -
CA 108-27-194 (Eastern Sierra Sus. Recreation)	108-27-194-47020	108	Expenses	Contributions To Non-Profit Or	\$ (60,640)	\$ (12,267)	\$ (25,000)	\$ -	\$ (22,690)	\$ -
CA 108-27-194 (Eastern Sierra Sus. Recreation)	108-27-194-60100	108	Expenses	Operating Transfers Out	\$ (15,000)	\$ -	\$ (36,688)	\$ -	\$ (3,925)	\$ -
Eastern Sierra Sus. Recreation Revenue Total					\$ 114,412	\$ 290,426	\$ 168,693	\$ 236,638	\$ 351,586	\$ -
Eastern Sierra Sus. Recreation Expenditure Total					\$ (105,981)	\$ (169,262)	\$ (264,370)	\$ (136,250)	\$ (353,050)	\$ -
Eastern Sierra Sus. Recreation Use of Fund Balance					\$ 8,431	\$ 121,163	\$ (95,677)	\$ 100,388	\$ (1,464)	\$ -

**County Administrator's Office
FY2022-23 Budget Workshop**

Proposal	Account String	Fund	Type	Account Name	FY 2019-20	FY 2020-21	FY 2021-22	FY 2021-22	FY 2022-23	FY 2022-23 CAO
					Actuals	Actuals	Amended Budget	Actuals YTD	Departmental Request	Recommended
CA 160-10-225 (CSA 1)	160-10-225-10020	160	Revenues	Prop Tax -Current Secured	\$ 185,009	\$ 189,474	\$ 165,400	\$ 202,694	\$ 190,000	\$ -
CA 160-10-225 (CSA 1)	160-10-225-10030	160	Revenues	Prop Tax -Current Unsecured	\$ -	\$ -	\$ 13,000	\$ -	\$ 13,300	\$ -
CA 160-10-225 (CSA 1)	160-10-225-14010	160	Revenues	Interest Income	\$ 8,590	\$ 5,620	\$ 5,000	\$ 1,634	\$ 2,000	\$ -
CA 160-10-225 (CSA 1)	160-10-225-14080	160	Revenues	Repeater Tower Rent	\$ 2,640	\$ 3,618	\$ 3,168	\$ 4,482	\$ -	\$ -
CA 160-10-225 (CSA 1)	160-10-225-16215	160	Revenues	Community Garden Fees	\$ -	\$ 125	\$ 200	\$ -	\$ 100	\$ -
CA 160-10-225 (CSA 1)	160-10-225-16216	160	Revenues	Community Citizen Program Fees	\$ 65	\$ -	\$ 300	\$ -	\$ -	\$ -
CA 160-10-225 (CSA 1)	160-10-225-17010	160	Revenues	Miscellaneous Revenue	\$ -	\$ -	\$ 3,000	\$ -	\$ 7,500	\$ -
CA 160-10-225 (CSA 1)	160-10-225-17050	160	Revenues	Donations & Contributions	\$ 6,397	\$ -	\$ -	\$ -	\$ -	\$ -
CA 160-10-225 (CSA 1)	160-10-225-21100	160	Expenses	Salary And Wages	\$ (9,400)	\$ (1,063)	\$ (6,000)	\$ (6,997)	\$ (10,000)	\$ -
CA 160-10-225 (CSA 1)	160-10-225-22100	160	Expenses	Employee Benefits	\$ (850)	\$ (92)	\$ (1,000)	\$ (615)	\$ (2,001)	\$ -
CA 160-10-225 (CSA 1)	160-10-225-31400	160	Expenses	Building/Land Maint & Repair	\$ -	\$ -	\$ (31,300)	\$ (23,223)	\$ (50,000)	\$ -
CA 160-10-225 (CSA 1)	160-10-225-32000	160	Expenses	Office Expense	\$ (638)	\$ (713)	\$ (600)	\$ (375)	\$ (600)	\$ -
CA 160-10-225 (CSA 1)	160-10-225-32450	160	Expenses	Contract Services	\$ (1,973)	\$ -	\$ (9,000)	\$ (960)	\$ (10,000)	\$ -
CA 160-10-225 (CSA 1)	160-10-225-32500	160	Expenses	Professional & Specialized Ser	\$ (10,150)	\$ (11,553)	\$ (8,000)	\$ (11,202)	\$ (15,000)	\$ -
CA 160-10-225 (CSA 1)	160-10-225-32860	160	Expenses	Rents & Leases - Other	\$ -	\$ (169)	\$ -	\$ (25)	\$ -	\$ -
CA 160-10-225 (CSA 1)	160-10-225-32950	160	Expenses	Rents & Leases - Real Property	\$ -	\$ (1,800)	\$ (1,375)	\$ (1,200)	\$ -	\$ -
CA 160-10-225 (CSA 1)	160-10-225-33120	160	Expenses	Special Department Expense	\$ (13,532)	\$ (1,795)	\$ (3,600)	\$ (2,869)	\$ (5,000)	\$ -
CA 160-10-225 (CSA 1)	160-10-225-33600	160	Expenses	Utilities	\$ (2,750)	\$ (2,767)	\$ (3,125)	\$ (1,934)	\$ (1,000)	\$ -
CA 160-10-225 (CSA 1)	160-10-225-52010	160	Expenses	Land & Improvements	\$ -	\$ -	\$ (7,500)	\$ -	\$ (7,500)	\$ -
CA 160-10-225 (CSA 1)	160-10-225-53030	160	Expenses	Capital Equipment, \$5,000+	\$ -	\$ -	\$ -	\$ -	\$ (250,000)	\$ -
CA 160-10-225 (CSA 1)	160-10-225-60100	160	Expenses	Operating Transfers Out	\$ (107,315)	\$ -	\$ -	\$ -	\$ -	\$ -
CA 160-10-225 (CSA 1)	160-10-225-91010	160	Expenses	Contingency	\$ -	\$ -	\$ (7,500)	\$ (2,828)	\$ (10,000)	\$ -
CSA 1 Revenue Total					\$ 202,701	\$ 198,837	\$ 190,068	\$ 208,810	\$ 212,900	\$ -
CSA 1 Expenditure Total					\$ (146,609)	\$ (19,952)	\$ (79,000)	\$ (52,228)	\$ (361,100)	\$ -
CSA 1 Use of Fund Balance					\$ 56,092	\$ 178,885	\$ 111,068	\$ 156,582	\$ (148,200)	\$ -
CA 162-10-226 (CSA 2)	162-10-226-14010	162	Revenues	Interest Income	\$ 5,324	\$ 3,084	\$ -	\$ 741	\$ -	\$ -
CA 162-10-226 (CSA 2)	162-10-226-16055	162	Revenues	Special Assessments	\$ 825	\$ 1,697	\$ -	\$ 119	\$ -	\$ -
CA 162-10-226 (CSA 2)	162-10-226-30280	162	Expenses	Telephone/Communications	\$ -	\$ -	\$ -	\$ (29)	\$ -	\$ -
CA 162-10-226 (CSA 2)	162-10-226-31200	162	Expenses	Equip Maintenance & Repair	\$ -	\$ -	\$ (10,000)	\$ -	\$ -	\$ -
CA 162-10-226 (CSA 2)	162-10-226-32000	162	Expenses	Office Expense	\$ (32)	\$ -	\$ (200)	\$ -	\$ -	\$ -
CA 162-10-226 (CSA 2)	162-10-226-32450	162	Expenses	Contract Services	\$ (625)	\$ -	\$ (50,000)	\$ -	\$ -	\$ -
CA 162-10-226 (CSA 2)	162-10-226-33120	162	Expenses	Special Department Expense	\$ -	\$ -	\$ (2,500)	\$ -	\$ -	\$ -
CA 162-10-226 (CSA 2)	162-10-226-33600	162	Expenses	Utilities	\$ (656)	\$ -	\$ (1,000)	\$ -	\$ -	\$ -
CSA 2 Revenue Total					\$ 6,148	\$ 4,780	\$ -	\$ 860	\$ -	\$ -
CSA 2 Expenditure Total					\$ (1,313)	\$ -	\$ (63,700)	\$ (29)	\$ -	\$ -
CSA 2 Use of Fund Balance					\$ 4,835	\$ 4,780	\$ (63,700)	\$ 831	\$ -	\$ -

**County Administrator's Office
FY2022-23 Budget Workshop**

Proposal	Account String	Fund	Type	Account Name	FY 2019-20	FY 2020-21	FY 2021-22	FY 2021-22	FY 2022-23	FY 2022-23 CAO
					Actuals	Actuals	Amended Budget	Actuals YTD	Departmental Request	Recommended
CA 163-10-227 (CSA 5)	163-10-227-10020	163	Revenues	Prop Tax -Current Secured	\$ 57,515	\$ 58,414	\$ 55,000	\$ 61,943	\$ 62,000	\$ -
CA 163-10-227 (CSA 5)	163-10-227-14010	163	Revenues	Interest Income	\$ 14,624	\$ 8,015	\$ 3,000	\$ 2,003	\$ 2,000	\$ -
CA 163-10-227 (CSA 5)	163-10-227-17010	163	Revenues	Miscellaneous Revenue	\$ 5,332	\$ 5,332	\$ -	\$ 5,332	\$ 5,332	\$ -
CA 163-10-227 (CSA 5)	163-10-227-32000	163	Expenses	Office Expense	\$ -	\$ (150)	\$ (500)	\$ (150)	\$ (500)	\$ -
CA 163-10-227 (CSA 5)	163-10-227-32450	163	Expenses	Contract Services	\$ (5,452)	\$ (5,507)	\$ (17,000)	\$ (5,804)	\$ (14,500)	\$ -
CA 163-10-227 (CSA 5)	163-10-227-32500	163	Expenses	Professional & Specialized Ser	\$ (4,271)	\$ (3,755)	\$ (27,500)	\$ (1,279)	\$ (22,500)	\$ -
CA 163-10-227 (CSA 5)	163-10-227-33120	163	Expenses	Special Department Expense	\$ (10,614)	\$ -	\$ (50,000)	\$ (920)	\$ (55,000)	\$ -
CA 163-10-227 (CSA 5)	163-10-227-33600	163	Expenses	Utilities	\$ (353)	\$ (547)	\$ (2,000)	\$ (265)	\$ (2,500)	\$ -
CA 163-10-227 (CSA 5)	163-10-227-52011	163	Expenses	Buildings & Improvements	\$ (21,980)	\$ (3,305)	\$ -	\$ (2,249)	\$ (155,000)	\$ -
CA 163-10-227 (CSA 5)	163-10-227-53030	163	Expenses	Capital Equipment, \$5,000+	\$ (101,151)	\$ -	\$ -	\$ -	\$ (335,000)	\$ -
CA 163-10-227 (CSA 5)	163-10-227-60100	163	Expenses	Operating Transfers Out	\$ (45,000)	\$ -	\$ (395,000)	\$ -	\$ -	\$ -
CSA 5 Revenue Total					\$ 77,471	\$ 71,761	\$ 58,000	\$ 69,278	\$ 69,332	\$ -
CSA 5 Expenditure Total					\$ (188,821)	\$ (13,264)	\$ (492,000)	\$ (10,667)	\$ (585,000)	\$ -
CSA 5 Use of Fund Balance					\$ (111,350)	\$ 58,496	\$ (434,000)	\$ 58,611	\$ (515,668)	\$ -
CA 185-00-000 (CDBG/HOME Grants)	185-00-000-14010	185	Revenues	Interest Income	\$ (1,184)	\$ (485)	\$ -	\$ 743	\$ -	\$ -
CA 185-00-000 (CDBG/HOME Grants)	185-00-000-15501	185	Revenues	Fed: Cdbg Housing Grant	\$ 266,858	\$ 55,347	\$ 609,138	\$ 61,675	\$ -	\$ -
CA 185-00-000 (CDBG/HOME Grants)	185-00-000-15505	185	Revenues	Fed: FTHB Housing Grant	\$ -	\$ -	\$ 500,000	\$ -	\$ 500,000	\$ -
CA 185-00-000 (CDBG/HOME Grants)	185-00-000-17500	185	Revenues	Loan Repayments	\$ -	\$ 268,500	\$ -	\$ -	\$ -	\$ -
CA 185-00-000 (CDBG/HOME Grants)	185-00-000-21100	185	Expenses	Salary And Wages	\$ -	\$ (5,280)	\$ (4,361)	\$ (3,155)	\$ -	\$ -
CA 185-00-000 (CDBG/HOME Grants)	185-00-000-22100	185	Expenses	Employee Benefits	\$ -	\$ -	\$ (4,361)	\$ -	\$ -	\$ -
CA 185-00-000 (CDBG/HOME Grants)	185-00-000-32450	185	Expenses	Contract Services	\$ (203,305)	\$ (50,066)	\$ (301,277)	\$ (86,276)	\$ -	\$ -
CA 185-00-000 (CDBG/HOME Grants)	185-00-000-33120	185	Expenses	Special Department Expense	\$ (72)	\$ -	\$ (500,000)	\$ -	\$ (500,000)	\$ -
CA 185-00-000 (CDBG/HOME Grants)	185-00-000-60100	185	Expenses	Operating Transfers Out	\$ (6,115)	\$ -	\$ -	\$ -	\$ -	\$ -
CA 185-00-000 (CDBG/HOME Grants)	185-19-190-32450	185	Expenses	Contract Services	\$ -	\$ -	\$ (94,990)	\$ -	\$ -	\$ -
CA 185-00-000 (CDBG/HOME Grants)	185-19-190-33135	185	Expenses	Special Dept - Loan Disbursements	\$ -	\$ -	\$ (204,149)	\$ (190,000)	\$ -	\$ -
CDBG/HOME Grants Revenue Total					\$ 265,674	\$ 323,362	\$ 1,109,138	\$ 62,418	\$ 500,000	\$ -
CDBG/HOME Grants Expenditure Total					\$ (209,493)	\$ (55,346)	\$ (1,109,138)	\$ (279,431)	\$ (500,000)	\$ -
CDBG/HOME Grants Use of Fund Balance					\$ 56,181	\$ 268,016	\$ -	\$ (217,013)	\$ -	\$ -
CA 188-27-251 (Affordable Housing)	188-27-251-14010	188	Revenues	Interest Income	\$ 10,200	\$ 18,620	\$ -	\$ 2,560	\$ 10,000	\$ -
CA 188-27-251 (Affordable Housing)	188-27-251-15498	188	Revenues	St: Misc State Revenue	\$ 448,634	\$ -	\$ -	\$ -	\$ -	\$ -
CA 188-27-251 (Affordable Housing)	188-27-251-17160	188	Revenues	Housing Mitigation/Fund 99	\$ -	\$ 15,081	\$ 18,000	\$ 20,762	\$ 20,000	\$ -
CA 188-27-251 (Affordable Housing)	188-27-251-18050	188	Revenues	Sale Of Real Property	\$ 159,188	\$ -	\$ -	\$ -	\$ -	\$ -
CA 188-27-251 (Affordable Housing)	188-27-251-18100	188	Revenues	Operating Transfers In	\$ 200,000	\$ -	\$ -	\$ -	\$ 200,000	\$ -
CA 188-27-251 (Affordable Housing)	188-27-251-21100	188	Expenses	Salary And Wages	\$ -	\$ -	\$ (109,754)	\$ (21,107)	\$ -	\$ -
CA 188-27-251 (Affordable Housing)	188-27-251-22100	188	Expenses	Employee Benefits	\$ -	\$ -	\$ (13,719)	\$ (2,600)	\$ -	\$ -
CA 188-27-251 (Affordable Housing)	188-27-251-22110	188	Expenses	Employee Benefits - Health (Med/Dent/Vis)	\$ -	\$ -	\$ (20,100)	\$ (5,642)	\$ -	\$ -
CA 188-27-251 (Affordable Housing)	188-27-251-22120	188	Expenses	Employee Benefits - PERS (ER Portion)	\$ -	\$ -	\$ (31,811)	\$ (18,974)	\$ -	\$ -
CA 188-27-251 (Affordable Housing)	188-27-251-30280	188	Expenses	Telephone/Communications	\$ -	\$ -	\$ -	\$ (242)	\$ (1,200)	\$ -
CA 188-27-251 (Affordable Housing)	188-27-251-32390	188	Expenses	Legal Services	\$ (31,344)	\$ (9,066)	\$ -	\$ (7,237)	\$ (25,000)	\$ -
CA 188-27-251 (Affordable Housing)	188-27-251-32450	188	Expenses	Contract Services	\$ (1,150)	\$ (153,431)	\$ -	\$ -	\$ (150,000)	\$ -
CA 188-27-251 (Affordable Housing)	188-27-251-53022	188	Expenses	Fixed Assets: Buildings	\$ -	\$ -	\$ -	\$ -	\$ (100,000)	\$ -
Affordable Housing Revenue Total					\$ 818,022	\$ 33,701	\$ 18,000	\$ 23,322	\$ 230,000	\$ -
Affordable Housing Expenditure Total					\$ (32,494)	\$ (162,497)	\$ (175,384)	\$ (55,801)	\$ (276,200)	\$ -
Affordable Housing Use of Fund Balance					\$ 785,528	\$ (128,796)	\$ (157,384)	\$ (32,479)	\$ (46,200)	\$ -

**County Administrator's Office
FY2022-23 Budget Workshop**

Proposal	Account String	Fund	Type	Account Name	FY 2019-20	FY 2020-21	FY 2021-22	FY 2021-22	FY 2022-23	FY 2022-23 CAO
					Actuals	Actuals	Amended Budget	Actuals YTD	Departmental Request	Recommended
CA 659-10-300 (Workforce Development)	659-10-300-14010	659	Revenues	Interest Income	\$ 3,953	\$ 2,408	\$ -	\$ 804	\$ -	\$ -
CA 659-10-300 (Workforce Development)	659-10-300-16610	659	Revenues	Insurance Loss Prevention Subs	\$ 60,000	\$ -	\$ -	\$ -	\$ -	\$ -
CA 659-10-300 (Workforce Development)	659-10-300-17010	659	Revenues	Miscellaneous Revenue	\$ -	\$ 60,000	\$ 60,000	\$ 60,000	\$ 60,000	\$ -
CA 659-10-300 (Workforce Development)	659-10-300-17011	659	Revenues	Forfeiture Revenue	\$ -	\$ 48,518	\$ 5,000	\$ 4,582	\$ 5,000	\$ -
CA 659-10-300 (Workforce Development)	659-10-300-32450	659	Expenses	Contract Services	\$ (58,521)	\$ (17,769)	\$ (100,000)	\$ (68,460)	\$ (80,000)	\$ -
CA 659-10-300 (Workforce Development)	659-10-300-33120	659	Expenses	Special Department Expense	\$ -	\$ -	\$ -	\$ -	\$ (15,000)	\$ -
Workforce Development Revenue Total					\$ 63,953	\$ 110,926	\$ 65,000	\$ 65,386	\$ 65,000	\$ -
Workforce Development Expenditure Total					\$ (58,521)	\$ (17,769)	\$ (100,000)	\$ (68,460)	\$ (95,000)	\$ -
Workforce Development Use of Fund Balance					\$ 5,432	\$ 93,157	\$ (35,000)	\$ (3,074)	\$ (30,000)	\$ -
Total Department Expenditures					\$ (2,948,788)	\$ (2,840,927)	\$ (5,132,104)	\$ (2,782,094)	\$ (5,987,717)	\$ -
Total Grant / Earned / Govt Revenues					\$ 1,707,094	\$ 1,171,338	\$ 1,780,114	\$ 826,643	\$ 1,608,441	\$ -
Total Use of Fund Balance					\$ 805,149	\$ 595,702	\$ (674,693)	\$ 63,845	\$ (741,532)	\$ -
Total General Fund Contribution					\$ 2,046,843	\$ 2,265,291	\$ 2,677,297	\$ 2,019,296	\$ 3,637,744	\$ -

ANIMAL SERVICES

Malinda Huggans
Animal Services Director

The Department’s mission is to provide exceptional service in public safety for residents and visitors, to protect animals through sheltering, education, and adoption while promoting their humane treatment.

BUDGET AT A GLANCE	FY2022-23
Total Expenditures	(\$698,518)
Total Grant / Earned / Govt Revenues	\$29,000
Total Use of Fund Balance	\$2,000
<hr/>	
Total General Fund Contribution	\$667,518
Total Staff	6.00 FTE
% Funded by General Fund	95.6%

DEPARTMENT SERVICES OVERVIEW

Animal Services (Office of the Animal Services). Mono County’s department of Animal Services operates two shelters. These shelters are in two separate areas of the County, one on Benton Crossing Road, the Whitmore Shelter, and the other in Bridgeport on Jack Sawyer Road, the Bridgeport Shelter. Animal Services employs two full-time Animal Control Officers to provide services to the unincorporated areas of Mono County. Animal Services field officers respond to animal complaints, animals abandoned and/or at large, State and County ordinance violations, dog bite investigations and quarantines, animal neglect and/or cruelty, and promotes responsible pet ownership through education and support. The department’s shelters operate a pet adoption program, and low-cost pet boarding and emergency boarding. The department offers Mono County community members low-cost spay/neuter vouchers, annual vaccination clinics, as well as dog licensing. The department of Animal Services hosts a self-serve pet food pantry, provided by a generous donation of weatherproof boxes from For 4 Paws in Mammoth. These boxes are situated at each of the shelters and are monitored by the shelter attendants. The contents are provided through the Docupet Safe & Happy Fund which is given to For 4 Paws in Mammoth to supply the pet food pantries.

For more information, call (760) 932-5630, or visit <https://monocounty.ca.gov/animal>

REQUESTED BUDGET CHANGES FOR FY2022-23

- Use \$2,000 of the Animal Spay/Neuter Trust Fund (726-00-000-00100) to fund the Low-Cost Spay/Neuter program
- Tech Expenses Budget: Request to switch 2 desktops for 3 laptops. This will give the 2 Officers laptops and the Director will use a laptop going forward, which can also be used at vaccination clinics
- Budget change for Special Department Expense (100-27-205-33120) line item:
 - Microchips – Cost \$1,533.68 As of January 1, 2022, all California shelters are required to microchip adoptable animals and all stray animals prior to release, owners and adopters. (Food & Agriculture Code 31108.3 and 31752.1) The estimated cost is \$1,533.68 for a quantity of 200 microchips per year. This cost can be recovered partially through owner reclaim revenues, pending the establishment of a fee for owner reclaim (with a new microchip). It would be worth it to also consider an increase in adoption rates to recover the costs of microchips. Requesting to add \$1,533.68 to the Special Department Expenses line item.
 - Animal Carcass Removal- Cost \$1,000 This year the Benton Landfill will be closing. Animal Services will need to find alternative options for animal carcass removal. Animal Services will need to travel outside the County to dispose of animal carcasses. With travel expenses and higher rates at another landfill, Animal Services is anticipating a cost of \$1,000 per year to accomplish this task. Requesting \$1,000 to be added to the Special Department Expenses line item.

Onetime purchase requests:

- Microchip Scanners for Field Services – Cost \$750: This is a one-time purchase of two microchip scanners (one per Officer), or until a replacement is required. These scanners will increase an Officer’s ability to return an animal to the owner from the field. Currently, Officers are required to take the animal to the shelter if the animal is not wearing an identification tag, the shelters are the only place to scan for a microchip. The cost for two scanners is \$750.
- Pre-Exposure Rabies Vaccinations for two staff members – Cost \$2,436: Two shelter attendants need the pre-exposure rabies vaccination, which is estimated to cost \$2,436.
- Protective Vests for Field Officers – Cost \$1,000: To provide Officers with protective gear, as they enter the private residence with the duty to enforce State laws and County ordinances, Animal Services Field Officers will wear ballistic vests as part of their uniform. These vests have the appearance of a uniform shirt, with buttons and pockets, to minimize the appearance of being tactical gear. The color of the overall uniform will be changed from all navy blue to a navy-blue top and brown (coyote brown) pants, this is to break the color coordination, and soften the look. The vests will be simple, with nothing attached except the name patch and badge on each side of the chest, and “Animal Services” will be read across the back, and a ball cap will read “Animal Services” as well.
- Horse Trailer: Cost for used \$7,000: To better serve the livestock of the community with better response time, and to provide more efficiency with emergency evacuations, Animal Services would like to request funds for purchasing a horse trailer. Currently, Inyo Animal Services has offered their only horse trailer as an option for our department to use when needed. The challenge though is Inyo being far away from the northern part of the County, creating a strain on response time. A horse trailer for the department will allow Animal Services to complete tasks without relying on Inyo County’s only trailer and avoid the travel and planning time required for borrowing Inyo’s trailer. Examples of some benefits to having a department horse trailer to haul multiple animals in an emergency evacuation. Haul many supplies in the event of an emergency, to efficiently set up an emergency shelter. Horse trailers usually provide a storage compartment for tack, which can be used to store sheltering supplies, to be ready when an emergency arises. Hauling stray livestock to provide public safety and safety to the animal. Seizing livestock to provide immediate care. Seizing animals from hoarding cases efficiently, to provide immediate care.
- Budget change request for Professional and Special Services line item (100-27-205-32500). Request to return this line-item budget to \$10,000. This will allow our department to provide needed care to the animals in our custody, this will also allow us to manage the feral cat population by providing sterilization surgeries as an alternative to euthanasia.

ACCOMPLISHMENTS AND OBJECTIVES

FY2021-22 Accomplishments

- We have launched the low cost spay/neuter program, allowing 17 cats and 2 dogs to receive a sterilization surgery so far. The application can be filled out online on our website.
- We are launching a new program where we work collaboratively with a local organization, For 4 Paws, to provide supportive services to pet owners. The purpose of this program is to reduce the number of surrendered pets and to prevent neglect. The shelters are hosting a self-serve pet food pantry, with a weatherproof box stocked with necessities for pets, located in front of each shelter.
- After 2 years of working with a horse owner to encourage them to provide basic care for her neglected horse, Animal Services was able to seize this horse to provide care, which then resulted in the owner surrendering him. Animal Services was able to quickly place this horse in a rescue where he will now receive the care he desperately needed.
- Animal Services adjusted the social media strategy. In the past, all staff members were encouraged to provide content. This strategy has proven to not be ideal, the content was not consistent due to the variety of personalities, photography skills, and communication skills, and quality control was challenging. We now have one staff member, Officer Amber Stoerp, dedicated to providing quality content to engage with the community, educate pet owners, and promote programs and adoptable animals. We feel that Amber has done a wonderful job with improving our social media atmosphere.

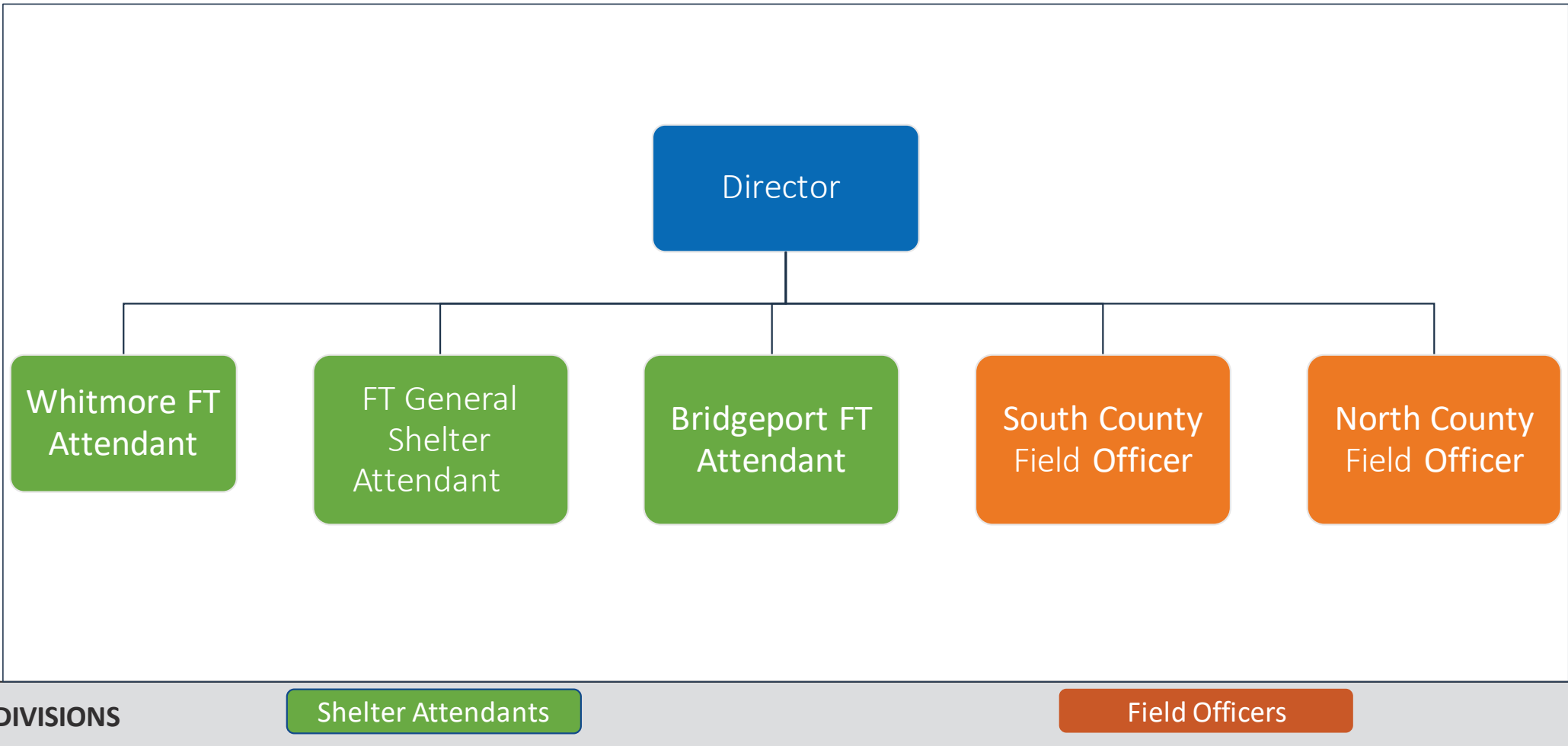
FY2022-23 Objectives

- Explore strategies to reduce adoptable animals' length of stay by placing them in their new homes faster. Examples of strategies include, but are not limited to, social media exposure, utilizing volunteers to help promote our animals by taking them out and spending time with them, and providing basic training to enhance adaptability.
- Develop a more structured foster and volunteer program and bring in more fosters and volunteers to engage the community and ensure emotionally healthy animals by providing more time outside the kennels.
- Reduce the number of animals being placed in the adoption program through pet owner support efforts and reuniting lost pets with owners.
- Animal Services will implement strategies to place animals, already in adoption programs throughout California, into homes by utilizing the PetPoint transfer network module. This program allows shelters to view animals in other shelters, and request transfers. Our shelters will work with the community seeking specific sizes or breeds by taking in and discussing requests, we can then look at pictures and information about the dog to find the best match. When we have found that match, we can then work with transport volunteers, sometimes the other shelter is able to provide transport, to bring the animals to our shelters for immediate placement in their new home.
- Develop a humane education program for elementary schools covering two topics, empathy for animals and dog bite prevention. Officer Jack Montgomery will visit classrooms to promote empathy for animals using the curriculum provided by the Red Rover Readers program.
- Develop a department emergency action plan, a handbook, and a training schedule for emergency workers, and recruit volunteers.



Animal Services

Departmental Organizational Chart



**Animal Services
FY2022-23 Budget Workshop**

Proposal	Account String	Fund	Type	Account Name	FY 2019-20	FY 2020-21	FY 2021-22	FY 2021-22	FY 2022-23	FY 2022-23 CAO
					Actuals	Actuals	Amended Budget	Actuals YTD	Departmental Request	Recommended
AN 100-27-205 (Animal Services)	100-27-205-12010	100	Revenues	Animal Licenses Fees	\$ 18,995	\$ 9,769	\$ 17,000	\$ 10,764	\$ 15,000	\$ -
AN 100-27-205 (Animal Services)	100-27-205-16170	100	Revenues	Humane Services	\$ 5,924	\$ 7,457	\$ 6,000	\$ 8,222	\$ 10,000	\$ -
AN 100-27-205 (Animal Services)	100-27-205-16900	100	Revenues	Misc Charges For Services	\$ -	\$ -	\$ 2,817	\$ 2,817	\$ 3,000	\$ -
AN 100-27-205 (Animal Services)	100-27-205-17050	100	Revenues	Donations & Contributions	\$ 1,678	\$ 2,045	\$ -	\$ 2,083	\$ 1,000	\$ -
AN 100-27-205 (Animal Services)	100-27-205-21100	100	Expenses	Salary And Wages	\$ (185,200)	\$ (186,679)	\$ (243,560)	\$ (217,058)	\$ (288,614)	\$ -
AN 100-27-205 (Animal Services)	100-27-205-21120	100	Expenses	Overtime	\$ (4,388)	\$ (1,213)	\$ (6,500)	\$ (7,128)	\$ (10,975)	\$ -
AN 100-27-205 (Animal Services)	100-27-205-22100	100	Expenses	Employee Benefits	\$ (24,011)	\$ (21,882)	\$ (31,711)	\$ (24,387)	\$ (40,671)	\$ -
AN 100-27-205 (Animal Services)	100-27-205-22110	100	Expenses	Employee Benefits - Health (Med/Dent/Vis)	\$ (68,439)	\$ (56,776)	\$ (80,400)	\$ (48,125)	\$ (118,253)	\$ -
AN 100-27-205 (Animal Services)	100-27-205-22120	100	Expenses	Employee Benefits - PERS (ER Portion)	\$ (54,919)	\$ (54,600)	\$ (70,593)	\$ (56,306)	\$ (104,134)	\$ -
AN 100-27-205 (Animal Services)	100-27-205-30120	100	Expenses	Uniform Allowance	\$ (400)	\$ (4,000)	\$ (2,400)	\$ -	\$ (2,000)	\$ -
AN 100-27-205 (Animal Services)	100-27-205-30280	100	Expenses	Telephone/Communications	\$ (2,486)	\$ (3,802)	\$ (3,000)	\$ (3,707)	\$ (4,980)	\$ -
AN 100-27-205 (Animal Services)	100-27-205-30500	100	Expenses	Workers' Comp Ins Expense	\$ (50,389)	\$ (7,554)	\$ (8,468)	\$ (8,468)	\$ (7,649)	\$ -
AN 100-27-205 (Animal Services)	100-27-205-30510	100	Expenses	Liability Insurance Expense	\$ (5,053)	\$ (4,700)	\$ (3,951)	\$ (3,951)	\$ (4,307)	\$ -
AN 100-27-205 (Animal Services)	100-27-205-31700	100	Expenses	Membership Fees	\$ (150)	\$ (375)	\$ (150)	\$ (100)	\$ (150)	\$ -
AN 100-27-205 (Animal Services)	100-27-205-32000	100	Expenses	Office Expense	\$ (3,370)	\$ (3,668)	\$ (3,280)	\$ (2,769)	\$ (3,000)	\$ -
AN 100-27-205 (Animal Services)	100-27-205-32010	100	Expenses	TECHNOLOGY EXPENSES	\$ (3,976)	\$ (5,623)	\$ (6,350)	\$ (6,350)	\$ (23,155)	\$ -
AN 100-27-205 (Animal Services)	100-27-205-32030	100	Expenses	Copier Pool	\$ -	\$ -	\$ -	\$ -	\$ (1,431)	\$ -
AN 100-27-205 (Animal Services)	100-27-205-32500	100	Expenses	Professional & Specialized Ser	\$ (4,413)	\$ (7,447)	\$ (6,000)	\$ (11,051)	\$ (10,000)	\$ -
AN 100-27-205 (Animal Services)	100-27-205-33120	100	Expenses	Special Department Expense	\$ (8,318)	\$ (8,968)	\$ (8,000)	\$ (11,165)	\$ (20,000)	\$ -
AN 100-27-205 (Animal Services)	100-27-205-33350	100	Expenses	Travel & Training Expense	\$ (2,134)	\$ (4,709)	\$ (3,500)	\$ (3,153)	\$ (3,000)	\$ -
AN 100-27-205 (Animal Services)	100-27-205-33351	100	Expenses	Vehicle Fuel Costs	\$ (11,864)	\$ (11,006)	\$ (7,800)	\$ (8,914)	\$ (9,000)	\$ -
AN 100-27-205 (Animal Services)	100-27-205-33360	100	Expenses	Motor Pool Expense	\$ (30,885)	\$ (26,686)	\$ (17,491)	\$ (13,190)	\$ (33,199)	\$ -
AN 100-27-205 (Animal Services)	100-27-205-33600	100	Expenses	Utilities	\$ (11,690)	\$ (10,578)	\$ (11,000)	\$ (13,609)	\$ (12,000)	\$ -
AN 100-27-205 (Animal Services)	100-27-205-70500	100	Expenses	Credit Card Clearing Account	\$ -	\$ -	\$ 280	\$ (27)	\$ -	\$ -
Animal Services Revenue Total					\$ 26,597	\$ 19,271	\$ 25,817	\$ 23,886	\$ 29,000	\$ -
Animal Services Expenditure Total					\$ (472,085)	\$ (420,267)	\$ (513,874)	\$ (439,457)	\$ (696,518)	\$ -
Animal Services General Fund Contribution					\$ 445,488	\$ 400,996	\$ 488,057	\$ 415,571	\$ 667,518	\$ -
AN 726-27-000 (Spray Neuter/Animal Welfare)	725-27-000-17010	725	Revenues	Miscellaneous Revenue	\$ 4,000	\$ -	\$ -	\$ -	\$ -	\$ -
AN 726-27-000 (Spray Neuter/Animal Welfare)	726-27-000-17010	726	Revenues	Miscellaneous Revenue	\$ 1,095	\$ 910	\$ -	\$ 1,110	\$ -	\$ -
AN 726-27-000 (Spray Neuter/Animal Welfare)	726-27-000-20010	726	Expenses	Expenditures	\$ -	\$ -	\$ -	\$ (2,817)	\$ (2,000)	\$ -
Spay/Neuter Trust Revenue Total					\$ 5,095	\$ 910	\$ -	\$ 1,110	\$ -	\$ -
Spay/Neuter Trust Expenditure Total					\$ -	\$ -	\$ -	\$ (2,817)	\$ (2,000)	\$ -
Spay/Neuter Trust Use of Fund Balance					\$ 5,095	\$ 910	\$ -	\$ (1,707)	\$ (2,000)	\$ -
Total Department Expenditures					\$ (472,085)	\$ (420,267)	\$ (513,874)	\$ (442,274)	\$ (698,518)	\$ -
Total Grant / Earned / Govt Revenues					\$ 26,597	\$ 19,271	\$ 25,817	\$ 23,886	\$ 29,000	\$ -
Total Use of Fund Balance					\$ 5,095	\$ 910	\$ -	\$ (1,707)	\$ (2,000)	\$ -
Total General Fund Contribution					\$ 445,488	\$ 400,996	\$ 488,057	\$ 415,571	\$ 667,518	\$ -

ASSESSOR

Barry Beck
Assessor

The Department’s mission is to provide a complete, accurate, and equitable local assessment roll in a timely and professional manner as provided by the California Constitution.

BUDGET AT A GLANCE	FY2022-23
Total Expenditures	(\$1,386,066)
Total Grant / Earned / Govt Revenues	\$430,350
Total Use of Fund Balance	\$0
<hr/>	
Total General Fund Contribution	\$955,716
Total Staff	9.00 FTE
% Funded by General Fund	69.0%

DEPARTMENT SERVICES OVERVIEW

Assessor. The county assessor must annually assess all taxable property in the county, except for state-assessed property, to the person owning, claiming, possessing, or controlling the property on January 1. The duties of the county assessor are to discover all assessable property, to inventory and list all taxable property, to develop and maintain a set of current maps delineating property ownership, to value the property, and to enroll the property on the local assessment roll for the support of local government.

For more information, call (760) 932-5510, or visit <https://monocounty.ca.gov>

REQUESTED BUDGET CHANGES FOR FY2022-23

- As a The Assessor’s Office is preparing for assessment appeal discussions with Ormat Technologies and possible assessment appeal hearings this fall. Legal services, contract services
- Value notices will be mailed to all owners of taxable parcels in Mono County
- Software to allow more flexibility in data collection for fieldwork

ACCOMPLISHMENTS AND OBJECTIVES

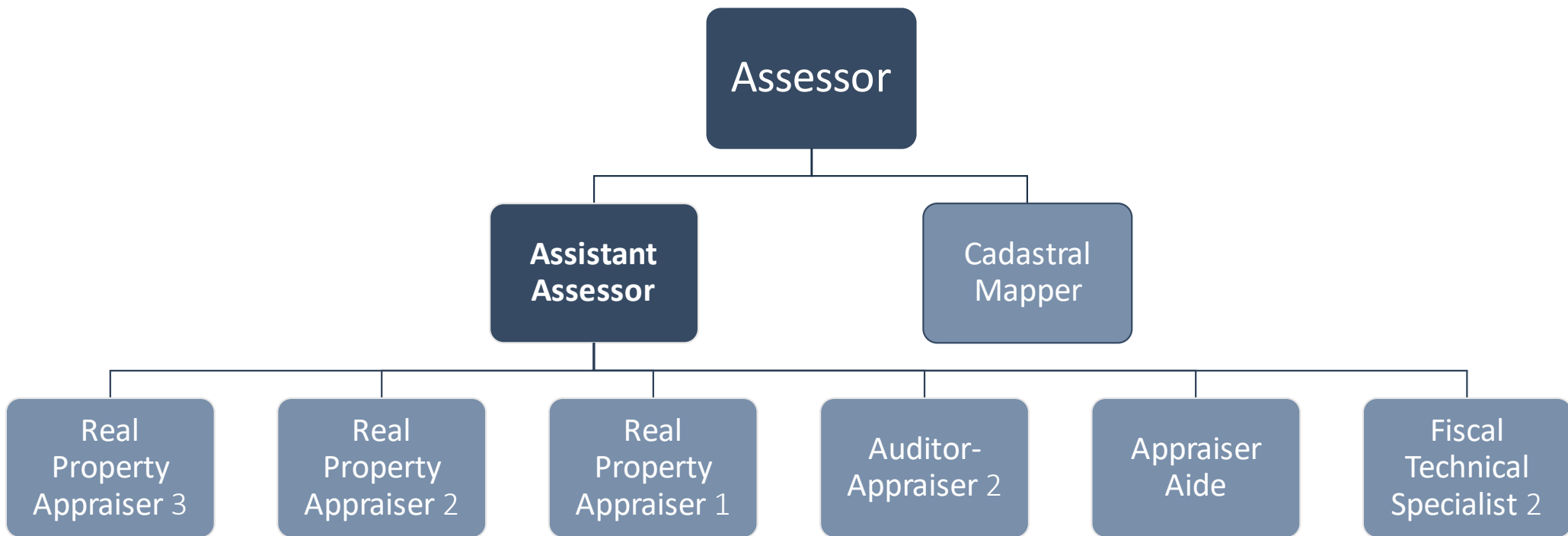
FY2021-22 Accomplishments

- Completed the assessment roll on time and complete
- Assessment roll was the highest in Mono County history
- Resolved pending appeals
- Assisted the Clerk-Recorder in the collection of Documentary Transfer Tax
- Complete the assessment roll on time and complete
- Eliminate new construction backlog
- Integrate data collection software into fieldwork
- Deliver value notices to all owners of taxable parcels in Mono County



Assessor

Departmental Organizational Chart



DIVISIONS	Assessor
------------------	----------

**Assessor
FY2022-23 Budget Workshop**

Proposal	Account String	Fund	Type	Account Name	FY 2019-20	FY 2020-21	FY 2021-22	FY 2021-22	FY 2022-23	FY 2022-23 CAO
					Actuals	Actuals	Amended Budget	Actuals YTD	Departmental Request	Recommended
AN 100-27-205 (Animal Services)	100-27-205-12010	100	Revenues	Animal Licenses Fees	\$ 18,995	\$ 9,769	\$ 17,000	\$ 10,764	\$ 15,000	\$ -
AN 100-27-205 (Animal Services)	100-27-205-16170	100	Revenues	Humane Services	\$ 5,924	\$ 7,457	\$ 6,000	\$ 8,222	\$ 10,000	\$ -
AN 100-27-205 (Animal Services)	100-27-205-16900	100	Revenues	Misc Charges For Services	\$ -	\$ -	\$ 2,817	\$ 2,817	\$ 3,000	\$ -
AN 100-27-205 (Animal Services)	100-27-205-17050	100	Revenues	Donations & Contributions	\$ 1,678	\$ 2,045	\$ -	\$ 2,083	\$ 1,000	\$ -
AN 100-27-205 (Animal Services)	100-27-205-21100	100	Expenses	Salary And Wages	\$ (185,200)	\$ (186,679)	\$ (243,560)	\$ (217,058)	\$ (288,614)	\$ -
AN 100-27-205 (Animal Services)	100-27-205-21120	100	Expenses	Overtime	\$ (4,388)	\$ (1,213)	\$ (6,500)	\$ (7,128)	\$ (10,975)	\$ -
AN 100-27-205 (Animal Services)	100-27-205-22100	100	Expenses	Employee Benefits	\$ (24,011)	\$ (21,882)	\$ (31,711)	\$ (24,387)	\$ (40,671)	\$ -
AN 100-27-205 (Animal Services)	100-27-205-22110	100	Expenses	Employee Benefits - Health (Med/Dent/Vis)	\$ (68,439)	\$ (56,776)	\$ (80,400)	\$ (48,125)	\$ (118,253)	\$ -
AN 100-27-205 (Animal Services)	100-27-205-22120	100	Expenses	Employee Benefits - PERS (ER Portion)	\$ (54,919)	\$ (54,600)	\$ (70,593)	\$ (56,306)	\$ (104,134)	\$ -
AN 100-27-205 (Animal Services)	100-27-205-30120	100	Expenses	Uniform Allowance	\$ (400)	\$ (4,000)	\$ (2,400)	\$ -	\$ (2,000)	\$ -
AN 100-27-205 (Animal Services)	100-27-205-30280	100	Expenses	Telephone/Communications	\$ (2,486)	\$ (3,802)	\$ (3,000)	\$ (3,707)	\$ (4,980)	\$ -
AN 100-27-205 (Animal Services)	100-27-205-30500	100	Expenses	Workers' Comp Ins Expense	\$ (50,389)	\$ (7,554)	\$ (8,468)	\$ (8,468)	\$ (7,649)	\$ -
AN 100-27-205 (Animal Services)	100-27-205-30510	100	Expenses	Liability Insurance Expense	\$ (5,053)	\$ (4,700)	\$ (3,951)	\$ (3,951)	\$ (4,307)	\$ -
AN 100-27-205 (Animal Services)	100-27-205-31700	100	Expenses	Membership Fees	\$ (150)	\$ (375)	\$ (150)	\$ (100)	\$ (150)	\$ -
AN 100-27-205 (Animal Services)	100-27-205-32000	100	Expenses	Office Expense	\$ (3,370)	\$ (3,668)	\$ (3,280)	\$ (2,769)	\$ (3,000)	\$ -
AN 100-27-205 (Animal Services)	100-27-205-32010	100	Expenses	TECHNOLOGY EXPENSES	\$ (3,976)	\$ (5,623)	\$ (6,350)	\$ (6,350)	\$ (23,155)	\$ -
AN 100-27-205 (Animal Services)	100-27-205-32030	100	Expenses	Copier Pool	\$ -	\$ -	\$ -	\$ -	\$ (1,431)	\$ -
AN 100-27-205 (Animal Services)	100-27-205-32500	100	Expenses	Professional & Specialized Ser	\$ (4,413)	\$ (7,447)	\$ (6,000)	\$ (11,051)	\$ (10,000)	\$ -
AN 100-27-205 (Animal Services)	100-27-205-33120	100	Expenses	Special Department Expense	\$ (8,318)	\$ (8,968)	\$ (8,000)	\$ (11,165)	\$ (20,000)	\$ -
AN 100-27-205 (Animal Services)	100-27-205-33350	100	Expenses	Travel & Training Expense	\$ (2,134)	\$ (4,709)	\$ (3,500)	\$ (3,153)	\$ (3,000)	\$ -
AN 100-27-205 (Animal Services)	100-27-205-33351	100	Expenses	Vehicle Fuel Costs	\$ (11,864)	\$ (11,006)	\$ (7,800)	\$ (8,914)	\$ (9,000)	\$ -
AN 100-27-205 (Animal Services)	100-27-205-33360	100	Expenses	Motor Pool Expense	\$ (30,885)	\$ (26,686)	\$ (17,491)	\$ (13,190)	\$ (33,199)	\$ -
AN 100-27-205 (Animal Services)	100-27-205-33600	100	Expenses	Utilities	\$ (11,690)	\$ (10,578)	\$ (11,000)	\$ (13,609)	\$ (12,000)	\$ -
AN 100-27-205 (Animal Services)	100-27-205-70500	100	Expenses	Credit Card Clearing Account	\$ -	\$ -	\$ 280	\$ (27)	\$ -	\$ -
Animal Services Revenue Total					\$ 26,597	\$ 19,271	\$ 25,817	\$ 23,886	\$ 29,000	\$ -
Animal Services Expenditure Total					\$ (472,085)	\$ (420,267)	\$ (513,874)	\$ (439,457)	\$ (696,518)	\$ -
Animal Services General Fund Contribution					\$ 445,488	\$ 400,996	\$ 488,057	\$ 415,571	\$ 667,518	\$ -
AN 726-27-000 (Spray Neuter/Animal Welfare)	725-27-000-17010	725	Revenues	Miscellaneous Revenue	\$ 4,000	\$ -	\$ -	\$ -	\$ -	\$ -
AN 726-27-000 (Spray Neuter/Animal Welfare)	726-27-000-17010	726	Revenues	Miscellaneous Revenue	\$ 1,095	\$ 910	\$ -	\$ 1,110	\$ -	\$ -
AN 726-27-000 (Spray Neuter/Animal Welfare)	726-27-000-20010	726	Expenses	Expenditures	\$ -	\$ -	\$ -	\$ (2,817)	\$ (2,000)	\$ -
Spay/Neuter Trust Revenue Total					\$ 5,095	\$ 910	\$ -	\$ 1,110	\$ -	\$ -
Spay/Neuter Trust Expenditure Total					\$ -	\$ -	\$ -	\$ (2,817)	\$ (2,000)	\$ -
Spay/Neuter Trust Use of Fund Balance					\$ 5,095	\$ 910	\$ -	\$ (1,707)	\$ (2,000)	\$ -
Total Department Expenditures					\$ (472,085)	\$ (420,267)	\$ (513,874)	\$ (442,274)	\$ (698,518)	\$ -
Total Grant / Earned / Govt Revenues					\$ 26,597	\$ 19,271	\$ 25,817	\$ 23,886	\$ 29,000	\$ -
Total Use of Fund Balance					\$ 5,095	\$ 910	\$ -	\$ (1,707)	\$ (2,000)	\$ -
Total General Fund Contribution					\$ 445,488	\$ 400,996	\$ 488,057	\$ 415,571	\$ 667,518	\$ -

BEHAVIORAL HEALTH

Robin K. Roberts, MFT
Behavioral Health Director

Mono County Behavioral Health provides treatment for mental health conditions and/or substance misuse to individuals throughout the county. We also provide programs to enhance community connection and health, along with prevention and early intervention for all residents.

BUDGET AT A GLANCE	FY2022-23
Total Expenditures	(\$8,710,746)
Total Grant / Earned / Govt Revenues	\$6,037,113
Total Use of Fund Balance	\$2,673,633
<hr/>	
Total General Fund Contribution	\$7,149
Total Staff	33.00 FTE
% Funded by General Fund	0.1%

DEPARTMENT SERVICES OVERVIEW

Behavioral Health. Our department is facing an unprecedented number of regulatory changes, primarily through the statewide CalAIM process, which is requiring our department to create an entire new infrastructure. We are in the process of implementing a new Electronic Health Record that will allow us to engage with the new rules of payment reform, billing, reporting, Quality Improvement and Assurance, among other things. The MCBH implementation team is working with all entities to assure our department is in compliance with the changes and timelines. As a result, we have made some staff changes—moving people into positions that reflect the work they are doing and promoting people related to their job evaluations and work product. We are hoping this will increase our ability to recruit and retain excellent staff dedicated to their work and these processes.

At the center of our work is the resident of Mono County. Whether it be a Medi-Cal beneficiary looking for mental health treatment, psychiatry, or case management, a community asking for activities that create connection without alcohol or drugs, consulting with the hospital/schools/law enforcement/jail staff to help with a person in distress, MCBH is there. This was evidenced by our response to community needs during the pandemic ‘shut down’ where we were engaged with community seven days a week to promote healthy responses to the tremendous stress that our people were experiencing. Additionally, once we could be in public, we re-started our community monthly “social” events (in Walker, Benton, Bridgeport, and June Lake) where we provide a meal and a family friendly environment to enhance connection and engagement, which ultimately reduces debilitating stigma. MCBH works with our Public Health department on the Harm Reduction program to provide the tools for people who use drugs to stay safe and alive, which is a proven method to promote wellbeing and reduce stigma.

Our budgetary changes reflect both the internal needs—administrative staff who interface with the State and are working to change and enhance our infrastructure—and external work—providing treatment, working with other departments and community entities to promote wellbeing and reduce stigma, provide mandated services, crisis services, and to provide a variety of programs throughout the county. It has been a significant challenge to hire for our open positions, particularly those that requires a masters level education, and our mission is to structure our department based on needs, requirements, and the desire to retain excellent staff.

For more information, call (760) 924-1740, or visit <https://monocounty.ca.gov/behavioral-health>

REQUESTED BUDGET CHANGES FOR FY2022-23

- As Adding staffing for Case Management for the Northern end of the county
- Adding a Quality Improvement/Quality Assurance (QI/QA) position for our Substance Use division to address infrastructure changes and new requirements
- Promoting staff to next level in the position related to their excellent annual reviews and their meeting the requirements of the next level of their position
- Moving staff into positions that better reflect their job duties and are in sync with county processes
- Keeping unfilled positions in the hopes of finally being able to fill them

ACCOMPLISHMENTS AND OBJECTIVES

FY2021-22 Accomplishments

- Began infrastructure changes required by CalAIM. This is an ongoing project into FY 22/23
- Promoted community engagement, stigma reduction and early intervention with programming throughout the county. This will continue and is expected to grow with added staff in FY 22/23
- Staff participation in the county wide JEDI and within MCBH to address health disparities, racial inequity, and creating a departmental environment that promotes a feedback culture, centers the 'difficult conversation', etc. in an effort to better serve our various communities. This is ongoing and will be continuing in FY 22/23
- Increased our service delivery to Medi-Cal beneficiaries with both mental health services and psychiatry.
- Reached our goal to increase Medi-Cal revenue by 50%. The goal in FY 22/23 is to increase by another 30% once we have a new Electronic Health Record and payment reform goes into effect.
- Began process to secure a new Electronic Health Record that will help us to meet our CalAIM, payment reform, and other mandates. Ongoing.
- Began work with Mono County Medics and Sheriff Office to build a Mobile Crisis Response Team. Pilot project will begin in FY 22/23
- Hired Coordinator for our WRAP program. FY 22/23 will continue our work with Social Services, Probation, MCOE and Kern Regional Center to promote this program and others that address the welfare of families and children throughout our county
- Continue to promote a healthy work culture to enhance recruitment and retention.

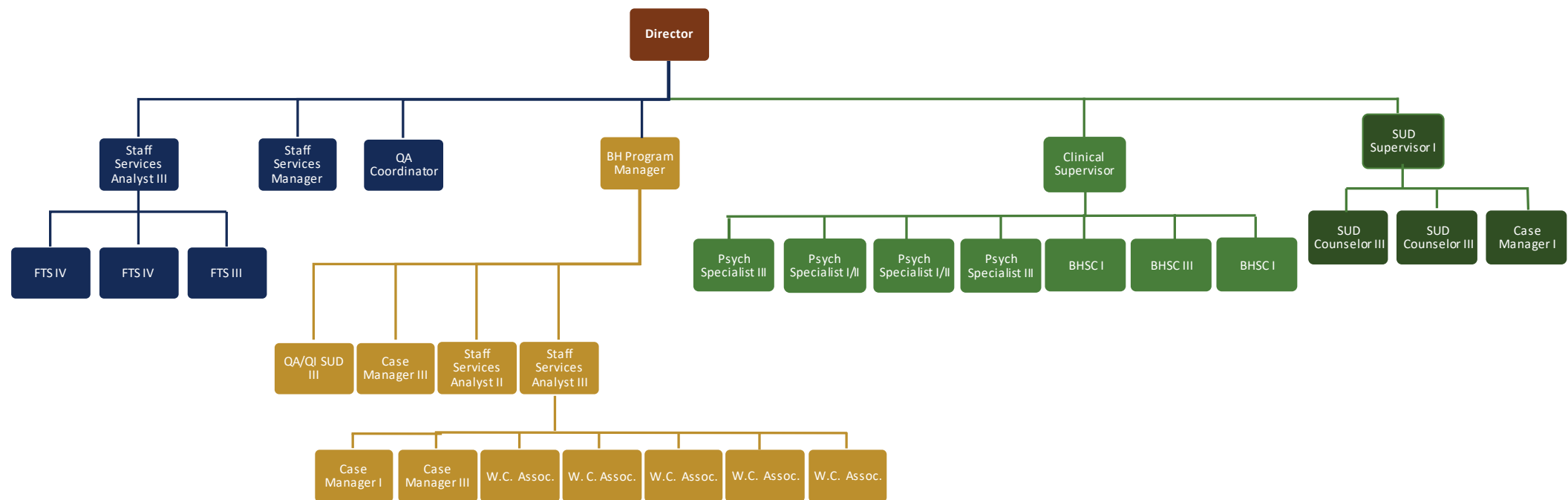
FY2022-23 Objectives

- Increase Med-iCal revenues by 30% from FY21/22
- Implement infrastructure changes required by CalAIM, including a new EHR
- Implement Drug Medi-Cal program which will be managed by the SUD QI/QA Coordinator
- Increase services in North County with hire of Case Manager to target this area
- Continue our work with the Early Psychosis Detection program through UC Davis and the MHSOAC
- Continue to be a voice with Legislators and State Leaders to promote the "Small and Frontier" county voice
- Enhance our data collection and analytics to support our systems, outreach, and outcomes
- Continue to work on our housing project at The Parcel
- Move forward with MHSSA grant with MCOE to provide on campus mental health treatment to students throughout the county
- Continue to devote staff to the increased regulatory demands
- Address Board of Supervisors related to Mono County Suicide and Overdose rates and plans for prevention
- Support MCBH staff Fiscal Staff related to the CalAIM payment reform, cost report regulations, changes in billing processes, and grant tracking by providing training, access to a consultant, and enhancing staff's ability to engage with what is known as a "fire hose of change" that we expect for the next two to three years.
- Continue to pursue grant monies that will address infrastructure change, student mental health and housing needs.
- Engage with staff to support a culture that allows for support to do the very hard work, create an environment where professional development is central, and where there is a sense of purpose and understanding of how each staff member contributes to making Mono the best place to live.



Behavioral Health

Departmental Organizational Chart



DIVISIONS

- Fiscal
- Programs
- Clinical
- Substance Use Disorders

**Behavioral Health
FY2022-23 Budget Workshop**

Proposal	Account String	Fund	Type	Account Name	FY 2019-20	FY 2020-21	FY 2021-22	FY 2021-22	FY 2022-23	FY 2022-23 CAO
					Actuals	Actuals	Amended Budget	Actuals YTD	Departmental Request	Recommended
BH 120-41-840 (Behavioral Health)	120-41-840-14010	120	Revenues	Interest Income	\$ 4,571	\$ 121	\$ -	\$ (82)	\$ -	\$ -
BH 120-41-840 (Behavioral Health)	120-41-840-15200	120	Revenues	St: Medi-Cal Revenue	\$ 544,789	\$ 185,674	\$ 300,000	\$ 113,217	\$ 300,000	\$ -
BH 120-41-840 (Behavioral Health)	120-41-840-15220	120	Revenues	St: Mental Health	\$ 70	\$ -	\$ 340,420	\$ 349,999	\$ 450,345	\$ -
BH 120-41-840 (Behavioral Health)	120-41-840-15437	120	Revenues	Realignment Backfill Support	\$ -	\$ 62,909	\$ -	\$ -	\$ -	\$ -
BH 120-41-840 (Behavioral Health)	120-41-840-15442	120	Revenues	St: Realignment-Mh	\$ 586,062	\$ 467,915	\$ 515,000	\$ 432,809	\$ 561,300	\$ -
BH 120-41-840 (Behavioral Health)	120-41-840-16054	120	Revenues	Client Fees	\$ -	\$ 1,000	\$ -	\$ -	\$ -	\$ -
BH 120-41-840 (Behavioral Health)	120-41-840-16199	120	Revenues	Charges for Services - Interfund Transfers	\$ 25,350	\$ -	\$ 20,000	\$ -	\$ -	\$ -
BH 120-41-840 (Behavioral Health)	120-41-840-16301	120	Revenues	Mental Health Service Fees	\$ 81,380	\$ -	\$ 40,000	\$ 2,282	\$ 2,000	\$ -
BH 120-41-840 (Behavioral Health)	120-41-840-17010	120	Revenues	Miscellaneous Revenue	\$ -	\$ 24,877	\$ -	\$ -	\$ -	\$ -
BH 120-41-840 (Behavioral Health)	120-41-840-17020	120	Revenues	Prior Year Revenue	\$ -	\$ 1	\$ -	\$ -	\$ -	\$ -
BH 120-41-840 (Behavioral Health)	120-41-840-18100	120	Revenues	Operating Transfers In	\$ 66,473	\$ 512,691	\$ 294,705	\$ 7,149	\$ 296,772	\$ -
BH 120-41-840 (Behavioral Health)	120-41-840-21100	120	Expenses	Salary And Wages	\$ (282,888)	\$ (343,871)	\$ (291,348)	\$ (225,004)	\$ (522,372)	\$ -
BH 120-41-840 (Behavioral Health)	120-41-840-21120	120	Expenses	Overtime	\$ (6,379)	\$ (2,984)	\$ (5,196)	\$ (425)	\$ (5,196)	\$ -
BH 120-41-840 (Behavioral Health)	120-41-840-22100	120	Expenses	Employee Benefits	\$ (35,550)	\$ (42,151)	\$ (35,857)	\$ (26,007)	\$ (20,829)	\$ -
BH 120-41-840 (Behavioral Health)	120-41-840-22110	120	Expenses	Employee Benefits - Health (Med/Dent/Vis)	\$ (61,779)	\$ (55,548)	\$ (49,863)	\$ (32,209)	\$ (95,740)	\$ -
BH 120-41-840 (Behavioral Health)	120-41-840-22120	120	Expenses	Employee Benefits - PERS (ER Portion)	\$ (79,713)	\$ (99,217)	\$ (84,443)	\$ (65,182)	\$ (136,195)	\$ -
BH 120-41-840 (Behavioral Health)	120-41-840-30280	120	Expenses	Telephone/Communications	\$ (4,906)	\$ (4,559)	\$ (4,947)	\$ (3,777)	\$ (5,500)	\$ -
BH 120-41-840 (Behavioral Health)	120-41-840-30350	120	Expenses	Household Expenses	\$ (5,004)	\$ -	\$ -	\$ -	\$ -	\$ -
BH 120-41-840 (Behavioral Health)	120-41-840-30500	120	Expenses	Workers' Comp Ins Expense	\$ (11,731)	\$ (10,812)	\$ (11,847)	\$ (11,847)	\$ (5,192)	\$ -
BH 120-41-840 (Behavioral Health)	120-41-840-30510	120	Expenses	Liability Insurance Expense	\$ (7,704)	\$ (6,380)	\$ (7,702)	\$ (7,702)	\$ (4,410)	\$ -
BH 120-41-840 (Behavioral Health)	120-41-840-31400	120	Expenses	Building/Land Maint & Repair	\$ (35)	\$ -	\$ -	\$ -	\$ -	\$ -
BH 120-41-840 (Behavioral Health)	120-41-840-31700	120	Expenses	Membership Fees	\$ (6,825)	\$ (5,936)	\$ (4,500)	\$ (3,046)	\$ (4,500)	\$ -
BH 120-41-840 (Behavioral Health)	120-41-840-32000	120	Expenses	Office Expense	\$ (14,541)	\$ (3,234)	\$ (5,050)	\$ (3,118)	\$ (5,500)	\$ -
BH 120-41-840 (Behavioral Health)	120-41-840-32010	120	Expenses	TECHNOLOGY EXPENSES	\$ (7,586)	\$ (12,569)	\$ (10,472)	\$ (5,812)	\$ (11,250)	\$ -
BH 120-41-840 (Behavioral Health)	120-41-840-32020	120	Expenses	Technology Expense-Software Licenses	\$ -	\$ (15,317)	\$ (73,940)	\$ (73,857)	\$ (30,310)	\$ -
BH 120-41-840 (Behavioral Health)	120-41-840-32450	120	Expenses	Contract Services	\$ (378,242)	\$ (167,240)	\$ (316,585)	\$ (201,750)	\$ (407,196)	\$ -
BH 120-41-840 (Behavioral Health)	120-41-840-32950	120	Expenses	Rents & Leases - Real Property	\$ (101,452)	\$ -	\$ -	\$ -	\$ -	\$ -
BH 120-41-840 (Behavioral Health)	120-41-840-33100	120	Expenses	Education & Training	\$ (383)	\$ -	\$ -	\$ -	\$ -	\$ -
BH 120-41-840 (Behavioral Health)	120-41-840-33120	120	Expenses	Special Department Expense	\$ (24,440)	\$ (52,640)	\$ (1,000)	\$ (6,429)	\$ (7,000)	\$ -
BH 120-41-840 (Behavioral Health)	120-41-840-33350	120	Expenses	Travel & Training Expense	\$ (4,028)	\$ (752)	\$ (15,856)	\$ (3,815)	\$ (20,000)	\$ -
BH 120-41-840 (Behavioral Health)	120-41-840-33351	120	Expenses	Vehicle Fuel Costs	\$ (3,591)	\$ (334)	\$ (1,750)	\$ (75)	\$ (1,000)	\$ -
BH 120-41-840 (Behavioral Health)	120-41-840-33360	120	Expenses	Motor Pool Expense	\$ (10,651)	\$ (832)	\$ (2,369)	\$ (1,386)	\$ (2,123)	\$ -
BH 120-41-840 (Behavioral Health)	120-41-840-33600	120	Expenses	Utilities	\$ (1,666)	\$ -	\$ -	\$ -	\$ -	\$ -
BH 120-41-840 (Behavioral Health)	120-41-840-33602	120	Expenses	Civic Center Utilities	\$ -	\$ (3,018)	\$ -	\$ (1,330)	\$ (2,250)	\$ -
BH 120-41-840 (Behavioral Health)	120-41-840-60100	120	Expenses	Operating Transfers Out	\$ -	\$ (54,849)	\$ (34,715)	\$ (27,244)	\$ -	\$ -
BH 120-41-840 (Behavioral Health)	120-41-840-60110	120	Expenses	Civic Center Rent	\$ -	\$ -	\$ -	\$ -	\$ (32,867)	\$ -
BH 120-41-840 (Behavioral Health)	120-41-840-72960	120	Expenses	A-87 Indirect Costs	\$ (266,834)	\$ (277,130)	\$ (290,987)	\$ (268,017)	\$ (290,987)	\$ -
Behavioral Health Revenue Total					\$ 1,308,695	\$ 1,255,187	\$ 1,510,125	\$ 905,374	\$ 1,610,417	\$ -
Behavioral Health Expenditure Total					\$ (1,315,927)	\$ (1,159,374)	\$ (1,248,427)	\$ (968,032)	\$ (1,610,417)	\$ -
Behavioral Health Use of Fund Balance					\$ (7,232)	\$ 95,813	\$ 261,698	\$ (62,658)	\$ -	\$ -

**Behavioral Health
FY2022-23 Budget Workshop**

Proposal	Account String	Fund	Type	Account Name	FY 2019-20	FY 2020-21	FY 2021-22	FY 2021-22	FY 2022-23	FY 2022-23 CAO
					Actuals	Actuals	Amended Budget	Actuals YTD	Departmental Request	Recommended
BH 120-41-845 (Alcohol and Drug Program)	120-41-845-13065	120	Revenues	Special Alcohol Fines	\$ 8,144	\$ 6,691	\$ 5,000	\$ 3,261	\$ 5,000	\$ -
BH 120-41-845 (Alcohol and Drug Program)	120-41-845-15220	120	Revenues	St: Mental Health	\$ -	\$ -	\$ 227,382	\$ 116,484	\$ 162,750	\$ -
BH 120-41-845 (Alcohol and Drug Program)	120-41-845-15652	120	Revenues	Fed: Alc & Drug Program	\$ 626,078	\$ 359,104	\$ 422,157	\$ 370,202	\$ 422,157	\$ -
BH 120-41-845 (Alcohol and Drug Program)	120-41-845-16199	120	Revenues	Charges for Services - Interfund Transfers	\$ -	\$ 5,378	\$ -	\$ -	\$ -	\$ -
BH 120-41-845 (Alcohol and Drug Program)	120-41-845-16310	120	Revenues	Drug And Alcohol Fees	\$ 81,119	\$ 66,704	\$ 60,000	\$ 63,332	\$ 60,000	\$ -
BH 120-41-845 (Alcohol and Drug Program)	120-41-845-17010	120	Revenues	Miscellaneous Revenue	\$ -	\$ 24,877	\$ -	\$ -	\$ -	\$ -
BH 120-41-845 (Alcohol and Drug Program)	120-41-845-17020	120	Revenues	Prior Year Revenue	\$ 150	\$ -	\$ -	\$ -	\$ -	\$ -
BH 120-41-845 (Alcohol and Drug Program)	120-41-845-18100	120	Revenues	Operating Transfers In	\$ 55,007	\$ 55,034	\$ 750,128	\$ 12,500	\$ 834,177	\$ -
BH 120-41-845 (Alcohol and Drug Program)	120-41-845-21100	120	Expenses	Salary And Wages	\$ (314,094)	\$ (384,906)	\$ (496,273)	\$ (377,917)	\$ (571,438)	\$ -
BH 120-41-845 (Alcohol and Drug Program)	120-41-845-21120	120	Expenses	Overtime	\$ (10,410)	\$ (3,125)	\$ (5,196)	\$ (4,396)	\$ (5,196)	\$ -
BH 120-41-845 (Alcohol and Drug Program)	120-41-845-22100	120	Expenses	Employee Benefits	\$ (38,344)	\$ (47,714)	\$ (60,932)	\$ (41,793)	\$ (25,741)	\$ -
BH 120-41-845 (Alcohol and Drug Program)	120-41-845-22110	120	Expenses	Employee Benefits - Health (Med/Dent/Vis)	\$ (68,517)	\$ (63,270)	\$ (89,743)	\$ (61,733)	\$ (108,231)	\$ -
BH 120-41-845 (Alcohol and Drug Program)	120-41-845-22120	120	Expenses	Employee Benefits - PERS (ER Portion)	\$ (74,552)	\$ (105,610)	\$ (143,838)	\$ (116,899)	\$ (164,068)	\$ -
BH 120-41-845 (Alcohol and Drug Program)	120-41-845-30280	120	Expenses	Telephone/Communications	\$ (2,197)	\$ (6,223)	\$ (15,688)	\$ (7,074)	\$ (13,600)	\$ -
BH 120-41-845 (Alcohol and Drug Program)	120-41-845-30350	120	Expenses	Household Expenses	\$ -	\$ (7,639)	\$ (16,800)	\$ (8,537)	\$ (14,200)	\$ -
BH 120-41-845 (Alcohol and Drug Program)	120-41-845-30500	120	Expenses	Workers' Comp Ins Expense	\$ (7,813)	\$ (7,650)	\$ (7,662)	\$ (7,662)	\$ (7,904)	\$ -
BH 120-41-845 (Alcohol and Drug Program)	120-41-845-30510	120	Expenses	Liability Insurance Expense	\$ (4,912)	\$ (4,969)	\$ (6,729)	\$ (6,729)	\$ (7,350)	\$ -
BH 120-41-845 (Alcohol and Drug Program)	120-41-845-31700	120	Expenses	Membership Fees	\$ (3,669)	\$ (4,106)	\$ (6,093)	\$ (5,130)	\$ (6,500)	\$ -
BH 120-41-845 (Alcohol and Drug Program)	120-41-845-32000	120	Expenses	Office Expense	\$ (5,202)	\$ (9,395)	\$ (5,300)	\$ (4,876)	\$ (6,000)	\$ -
BH 120-41-845 (Alcohol and Drug Program)	120-41-845-32010	120	Expenses	TECHNOLOGY EXPENSES	\$ (7,635)	\$ (12,569)	\$ (23,357)	\$ (9,687)	\$ (18,800)	\$ -
BH 120-41-845 (Alcohol and Drug Program)	120-41-845-32020	120	Expenses	Technology Expense-Software Licenses	\$ -	\$ (15,240)	\$ (73,952)	\$ (50,365)	\$ (77,650)	\$ -
BH 120-41-845 (Alcohol and Drug Program)	120-41-845-32450	120	Expenses	Contract Services	\$ (99,590)	\$ (37,242)	\$ (249,269)	\$ (92,306)	\$ (228,650)	\$ -
BH 120-41-845 (Alcohol and Drug Program)	120-41-845-32950	120	Expenses	Rents & Leases - Real Property	\$ (84,498)	\$ (43,621)	\$ (31,860)	\$ (39,986)	\$ (50,770)	\$ -
BH 120-41-845 (Alcohol and Drug Program)	120-41-845-33100	120	Expenses	Education & Training	\$ (100)	\$ -	\$ -	\$ -	\$ -	\$ -
BH 120-41-845 (Alcohol and Drug Program)	120-41-845-33120	120	Expenses	Special Department Expense	\$ (6,333)	\$ (53,952)	\$ (29,540)	\$ (12,854)	\$ (33,750)	\$ -
BH 120-41-845 (Alcohol and Drug Program)	120-41-845-33350	120	Expenses	Travel & Training Expense	\$ (5,141)	\$ (2,340)	\$ (17,940)	\$ (9,505)	\$ (18,000)	\$ -
BH 120-41-845 (Alcohol and Drug Program)	120-41-845-33351	120	Expenses	Vehicle Fuel Costs	\$ (641)	\$ (32)	\$ (250)	\$ (124)	\$ (2,000)	\$ -
BH 120-41-845 (Alcohol and Drug Program)	120-41-845-33360	120	Expenses	Motor Pool Expense	\$ (481)	\$ -	\$ (543)	\$ -	\$ (3,540)	\$ -
BH 120-41-845 (Alcohol and Drug Program)	120-41-845-33600	120	Expenses	Utilities	\$ (289)	\$ (3,219)	\$ (9,600)	\$ (5,374)	\$ (5,400)	\$ -
BH 120-41-845 (Alcohol and Drug Program)	120-41-845-33602	120	Expenses	Civic Center Utilities	\$ -	\$ (3,018)	\$ (47,002)	\$ (2,217)	\$ (3,750)	\$ -
BH 120-41-845 (Alcohol and Drug Program)	120-41-845-53030	120	Expenses	Capital Equipment, \$5,000+	\$ -	\$ (11,600)	\$ -	\$ -	\$ -	\$ -
BH 120-41-845 (Alcohol and Drug Program)	120-41-845-60100	120	Expenses	Operating Transfers Out	\$ -	\$ (54,849)	\$ (54,477)	\$ (45,406)	\$ -	\$ -
BH 120-41-845 (Alcohol and Drug Program)	120-41-845-60110	120	Expenses	Civic Center Rent	\$ -	\$ -	\$ -	\$ -	\$ (54,500)	\$ -
BH 120-41-845 (Alcohol and Drug Program)	120-41-845-72960	120	Expenses	A-87 Indirect Costs	\$ (37,420)	\$ (54,329)	\$ (57,045)	\$ (46,610)	\$ (57,045)	\$ -
Alcohol and Drug Program Revenue Total					\$ 770,498	\$ 517,788	\$ 1,464,667	\$ 565,779	\$ 1,484,084	\$ -
Alcohol and Drug Program Expenditure Total					\$ (771,839)	\$ (936,620)	\$ (1,449,089)	\$ (957,179)	\$ (1,484,084)	\$ -
Alcohol and Drug Program Use of Fund Balance					\$ (1,341)	\$ (418,832)	\$ 15,578	\$ (391,400)	\$ -	\$ -

**Behavioral Health
FY2022-23 Budget Workshop**

Proposal	Account String	Fund	Type	Account Name	FY 2019-20	FY 2020-21	FY 2021-22	FY 2021-22	FY 2022-23	FY 2022-23 CAO
					Actuals	Actuals	Amended Budget	Actuals YTD	Departmental Request	Recommended
BH 121-41-841 (Mental Health Service Act)	121-41-841-14010	121	Revenues	Interest Income	\$ 161,329	\$ 96,020	\$ 90,000	\$ 23,093	\$ 90,000	\$ -
BH 121-41-841 (Mental Health Service Act)	121-41-841-15220	121	Revenues	St: Mental Health	\$ -	\$ -	\$ 16,922	\$ 15,799	\$ 15,799	\$ -
BH 121-41-841 (Mental Health Service Act)	121-41-841-15230	121	Revenues	St: Mental Health Services Act	\$ 1,499,589	\$ 2,428,915	\$ 2,146,930	\$ 1,563,395	\$ 2,204,781	\$ -
BH 121-41-841 (Mental Health Service Act)	121-41-841-15498	121	Revenues	St: Misc State Revenue	\$ -	\$ -	\$ (70)	\$ -	\$ -	\$ -
BH 121-41-841 (Mental Health Service Act)	121-41-841-16199	121	Revenues	Charges for Services - Interfund Transfers	\$ -	\$ 9,240	\$ 5,000	\$ 3,373	\$ -	\$ -
BH 121-41-841 (Mental Health Service Act)	121-41-841-17010	121	Revenues	Miscellaneous Revenue	\$ -	\$ 66,479	\$ -	\$ -	\$ -	\$ -
BH 121-41-841 (Mental Health Service Act)	121-41-841-18100	121	Revenues	Operating Transfers In	\$ -	\$ 75,647	\$ 55,000	\$ 17,940	\$ 71,778	\$ -
BH 121-41-841 (Mental Health Service Act)	121-41-841-21100	121	Expenses	Salary And Wages	\$ (584,873)	\$ (765,783)	\$ (1,098,512)	\$ (737,875)	\$ (1,020,551)	\$ -
BH 121-41-841 (Mental Health Service Act)	121-41-841-21120	121	Expenses	Overtime	\$ (5,361)	\$ (3,084)	\$ (10,392)	\$ (2,368)	\$ (10,392)	\$ -
BH 121-41-841 (Mental Health Service Act)	121-41-841-22100	121	Expenses	Employee Benefits	\$ (69,714)	\$ (91,213)	\$ (132,923)	\$ (80,120)	\$ (45,946)	\$ -
BH 121-41-841 (Mental Health Service Act)	121-41-841-22110	121	Expenses	Employee Benefits - Health (Med/Dent/Vis)	\$ (138,849)	\$ (114,153)	\$ (173,093)	\$ (92,127)	\$ (165,556)	\$ -
BH 121-41-841 (Mental Health Service Act)	121-41-841-22120	121	Expenses	Employee Benefits - PERS (ER Portion)	\$ (166,843)	\$ (200,323)	\$ (295,001)	\$ (193,964)	\$ (291,952)	\$ -
BH 121-41-841 (Mental Health Service Act)	121-41-841-30280	121	Expenses	Telephone/Communications	\$ (4,436)	\$ (9,989)	\$ (17,835)	\$ (10,078)	\$ (15,800)	\$ -
BH 121-41-841 (Mental Health Service Act)	121-41-841-30500	121	Expenses	Workers' Comp Ins Expense	\$ (7,813)	\$ (7,650)	\$ (30,648)	\$ (15,324)	\$ (20,768)	\$ -
BH 121-41-841 (Mental Health Service Act)	121-41-841-30510	121	Expenses	Liability Insurance Expense	\$ (4,415)	\$ (4,970)	\$ (22,555)	\$ (11,141)	\$ (17,637)	\$ -
BH 121-41-841 (Mental Health Service Act)	121-41-841-31200	121	Expenses	Equip Maintenance & Repair	\$ -	\$ -	\$ (1,500)	\$ -	\$ (1,500)	\$ -
BH 121-41-841 (Mental Health Service Act)	121-41-841-31400	121	Expenses	Building/Land Maint & Repair	\$ (819)	\$ (455)	\$ (1,050)	\$ (650)	\$ (1,050)	\$ -
BH 121-41-841 (Mental Health Service Act)	121-41-841-31700	121	Expenses	Membership Fees	\$ (4,860)	\$ (8,260)	\$ (12,785)	\$ (12,785)	\$ (15,000)	\$ -
BH 121-41-841 (Mental Health Service Act)	121-41-841-32000	121	Expenses	Office Expense	\$ (12,567)	\$ (5,890)	\$ (4,715)	\$ (6,413)	\$ (8,500)	\$ -
BH 121-41-841 (Mental Health Service Act)	121-41-841-32010	121	Expenses	TECHNOLOGY EXPENSES	\$ (22,943)	\$ (25,138)	\$ (32,249)	\$ (23,249)	\$ (45,000)	\$ -
BH 121-41-841 (Mental Health Service Act)	121-41-841-32020	121	Expenses	Technology Expense-Software Licenses	\$ -	\$ (30,733)	\$ (48,588)	\$ (17,636)	\$ (109,800)	\$ -
BH 121-41-841 (Mental Health Service Act)	121-41-841-32450	121	Expenses	Contract Services	\$ (202,443)	\$ (638,304)	\$ (843,666)	\$ (344,783)	\$ (765,860)	\$ -
BH 121-41-841 (Mental Health Service Act)	121-41-841-32950	121	Expenses	Rents & Leases - Real Property	\$ (41,684)	\$ (23,879)	\$ -	\$ (21,889)	\$ (23,878)	\$ -
BH 121-41-841 (Mental Health Service Act)	121-41-841-33120	121	Expenses	Special Department Expense	\$ (41,670)	\$ (53,939)	\$ (66,800)	\$ (30,715)	\$ (77,800)	\$ -
BH 121-41-841 (Mental Health Service Act)	121-41-841-33121	121	Expenses	Special Dept-Student Loan Reim	\$ (10,554)	\$ (20,000)	\$ (60,000)	\$ (26,006)	\$ (20,000)	\$ -
BH 121-41-841 (Mental Health Service Act)	121-41-841-33350	121	Expenses	Travel & Training Expense	\$ (5,727)	\$ (6,636)	\$ (10,000)	\$ (7,583)	\$ (20,000)	\$ -
BH 121-41-841 (Mental Health Service Act)	121-41-841-33351	121	Expenses	Vehicle Fuel Costs	\$ (185)	\$ (64)	\$ (600)	\$ (299)	\$ (3,000)	\$ -
BH 121-41-841 (Mental Health Service Act)	121-41-841-33360	121	Expenses	Motor Pool Expense	\$ (683)	\$ -	\$ (1,304)	\$ -	\$ (8,500)	\$ -
BH 121-41-841 (Mental Health Service Act)	121-41-841-33600	121	Expenses	Utilities	\$ (2,420)	\$ (2,412)	\$ (6,950)	\$ (2,863)	\$ (7,600)	\$ -
BH 121-41-841 (Mental Health Service Act)	121-41-841-33602	121	Expenses	Civic Center Utilities	\$ -	\$ (6,036)	\$ (53,785)	\$ (5,320)	\$ (9,000)	\$ -
BH 121-41-841 (Mental Health Service Act)	121-41-841-52011	121	Expenses	Buildings & Improvements	\$ -	\$ (134)	\$ (40,000)	\$ (20,982)	\$ -	\$ -
BH 121-41-841 (Mental Health Service Act)	121-41-841-53022	121	Expenses	Fixed Assets: Buildings	\$ -	\$ (222,877)	\$ (1,500,000)	\$ -	\$ (1,577,124)	\$ -
BH 121-41-841 (Mental Health Service Act)	121-41-841-53030	121	Expenses	Capital Equipment, \$5,000+	\$ (58,471)	\$ (35,799)	\$ -	\$ -	\$ -	\$ -
BH 121-41-841 (Mental Health Service Act)	121-41-841-60100	121	Expenses	Operating Transfers Out	\$ -	\$ (109,698)	\$ (158,955)	\$ (108,975)	\$ (50,000)	\$ -
BH 121-41-841 (Mental Health Service Act)	121-41-841-60110	121	Expenses	Civic Center Rent	\$ -	\$ -	\$ -	\$ -	\$ (130,745)	\$ -
BH 121-41-841 (Mental Health Service Act)	121-41-841-72960	121	Expenses	A-87 Indirect Costs	\$ (74,503)	\$ (73,320)	\$ (76,986)	\$ (71,873)	\$ (76,986)	\$ -
Mental Health Service Act Revenue Total					\$ 1,660,918	\$ 2,676,300	\$ 2,313,782	\$ 1,623,599	\$ 2,382,358	\$ -
Mental Health Service Act Expenditure Total					\$ (1,461,832)	\$ (2,460,740)	\$ (4,700,892)	\$ (1,845,018)	\$ (4,539,945)	\$ -
Mental Health Service Act Use of Fund Balance					\$ 199,086	\$ 215,560	\$ (2,387,110)	\$ (221,418)	\$ (2,157,587)	\$ -

**Behavioral Health
FY2022-23 Budget Workshop**

Proposal	Account String	Fund	Type	Account Name	FY 2019-20 Actuals	FY 2020-21 Actuals	FY 2021-22 Amended Budget	FY 2021-22 Actuals YTD	FY 2022-23 Departmental Request	FY 2022-23 CAO Recommended
BH 122-41-840 (Behavioral Health Realignment)	122-41-840-14010	122	Revenues	Interest Income	\$ 62,733	\$ 40,577	\$ -	\$ 9,160	\$ -	\$ -
BH 122-41-840 (Behavioral Health Realignment)	122-41-840-15443	122	Revenues	St: 2011 Realignment	\$ 479,824	\$ 535,081	\$ 516,850	\$ 445,332	\$ 560,254	\$ -
BH 122-41-840 (Behavioral Health Realignment)	122-41-840-53030	122	Expenses	Capital Equipment, \$5,000+	\$ (148,060)	\$ -	\$ -	\$ -	\$ -	\$ -
BH 122-41-840 (Behavioral Health Realignment)	122-41-840-60100	122	Expenses	Operating Transfers Out	\$ -	\$ (512,691)	\$ (989,684)	\$ (4,173)	\$ (1,076,300)	\$ -
Behavioral Health Realignment Revenue Total					\$ 542,557	\$ 575,657	\$ 516,850	\$ 454,492	\$ 560,254	\$ -
Behavioral Health Realignment Expenditure Total					\$ (148,060)	\$ (512,691)	\$ (989,684)	\$ (4,173)	\$ (1,076,300)	\$ -
Behavioral Health Realignment Use of Fund Balance					\$ 394,497	\$ 62,966	\$ (472,834)	\$ 450,318	\$ (516,046)	\$ -
Total Department Expenditures					\$ (3,697,658)	\$ (5,069,425)	\$ (8,388,092)	\$ (3,774,402)	\$ (8,710,746)	\$ -
Total Grant / Earned / Govt Revenues					\$ 4,282,668	\$ 5,024,932	\$ 5,805,424	\$ 3,549,244	\$ 6,037,113	\$ -
Total Use of Fund Balance					\$ 585,010	\$ (44,493)	\$ (2,582,668)	\$ (225,158)	\$ (2,673,633)	\$ -
Total General Fund Contribution					\$ 7,149	\$ 7,149	\$ 7,149	\$ -	\$ 7,149	\$ -

CLERK-RECORDER

Scheereen Dedman Clerk-Recorder

The Department’s mission has three parts: **1. To ensure that all who wish to vote or run for office, can. 2. To provide all necessary support to the Board of Supervisors for the services it provides to Mono County. 3. Support the existing business community through the filing of Fictitious Business Names and recording documents needed, and work with other departments in order to provide superior customer service that is inclusive to our entire community.**

BUDGET AT A GLANCE	FY2022-23
Total Expenditures	(\$1,820,443)
Total Grant / Earned / Govt Revenues	\$275,705
Total Use of Fund Balance	\$156,010
<hr/>	
Total General Fund Contribution	\$1,388,728
Total Staff	9.00 FTE
% Funded by General Fund	76.3%

DEPARTMENT SERVICES OVERVIEW

Clerk / Recorder. Recording/maintaining property documents (we offer E-recording, a valuable and time-saving service); processing/maintaining/providing vital records (birth/death records, and marriage licenses – available online through VitalChek or at the counter/by mail); Fair Political Practices Commission (FPPC) Form 700 filing office; processing/maintaining Fictitious Business Name (FBN) applications; processing a variety of notices (i.e. California Environmental Quality Act (CEQA) Notices); maintaining a roster of County Public Agencies; maintaining all County Contracts; serve as Clerk of the Board of Supervisors; perform marriages; keep the website updated; prepare the budget. In Mono County, the Clerk-Recorder is in the same office and performs all duties simultaneously. At the end of the 21-22 Fiscal Year, our contract with Halfile will be terminated, forcing us to find a new provider for Records and Vitals management. We have received presentations from multiple vendors and are currently working on a contract to move forward with a new program. There are sizeable implantation costs, however, there are fees obtained through recorded documents / vital records that may be used for this. However, there will be an increase in the annual maintenance costs going forward. Also, with increasing interest rates, revenue will most likely decrease as fewer people refinance their homes for the lower rates, and housing sales slow, thus fewer documents to record. We will also see fewer requests for Birth Certificates as Mammoth Hospital has discontinued providing that service.

Board of Supervisors. The Clerk of the Board of Supervisors provides support for the Board of Supervisors, Assessment Appeals Board, Personnel Appeals Board, Administrative Appeals hearings, and various other boards as requested. Between a pandemic and new Board members joining the Board, the biggest challenge for the past and upcoming fiscal years is trying to hit the moving target of the travel and training budget – now that conferences and courses are finally being held in person again, we have a full Board who wishes to participate in these development opportunities in the pursuit of workforce and service excellence. There is no recent precedence upon which to anticipate an amount. As discussed at last fiscal year, the agenda management software, Novus, has less become a burden for Granicus to continue to support. As such, it has become increasingly difficult to receive the necessary technical support to create a user-friendly agenda that can keep up with the times. We met with companies to determine if there is a program that will better suit our needs, and believe that we have found one that will allow the Clerk to adjust agendas that meet the needs of the Clerk, the Board, the CAO, and all county staff, and are now seeking approval for the necessary funds to move forward with modernizing our agenda management program.

Elections. The Elections Division conducts all Federal, State, County, school, and special district elections in the County, as well as the general municipal elections for the Town of Mammoth Lakes. Update and maintain Voter Registration Database. Last year, the State of California conducted an election for the Recall of Governor Gavin Newsom. Ab 37 also

required that all voters receive their ballots in the mail. These created unique challenges to the department, all while experiencing staffing changes that created a large loss of institutional knowledge. But it also created the opportunity to move forward with the ability to modernize the election process. The Board approved our application to the State for a grant to obtain an envelope slicing machine, as well as trolleys to carry our electronic poll pads, which we hope will save hours of staff time. The Board also approved a contract with the Secretary of State to extend the contract deadline for our Voting System Replacement agreement with the Secretary of State – these funds will be used to remodel and secure the “old Social Services” building on Emigrant Street for our election equipment and other storage needs.

For more information, call (760) 932-5537, or visit <https://monocounty.ca.gov/elections>

REQUESTED BUDGET CHANGES FOR FY2022-23

- Securely destroying documents from previous elections.
- November 8, 2022 General Election
- Additional funds for translation services, to increase access to Board of Supervisors meetings and communications.
- Implementation of a new agenda management program.
- Increase to Travel and Training Budget now that things are opening up.
- New records management program.

ACCOMPLISHMENTS AND OBJECTIVES

FY2021-22 Accomplishments

- Recorded approximately 2,000 additional documents than the previous year.
- Redistricting
- Board Governance Workshop
- New Board Clerk, Danielle Patrick
- (A very unexpected) September 14, 2021 State Recall Election
- June 7, 2022 Statewide Direct Primary
- Registered approximately 1,000 more voters since the previous election.
- Remodel and move into the “old Social Services” building.

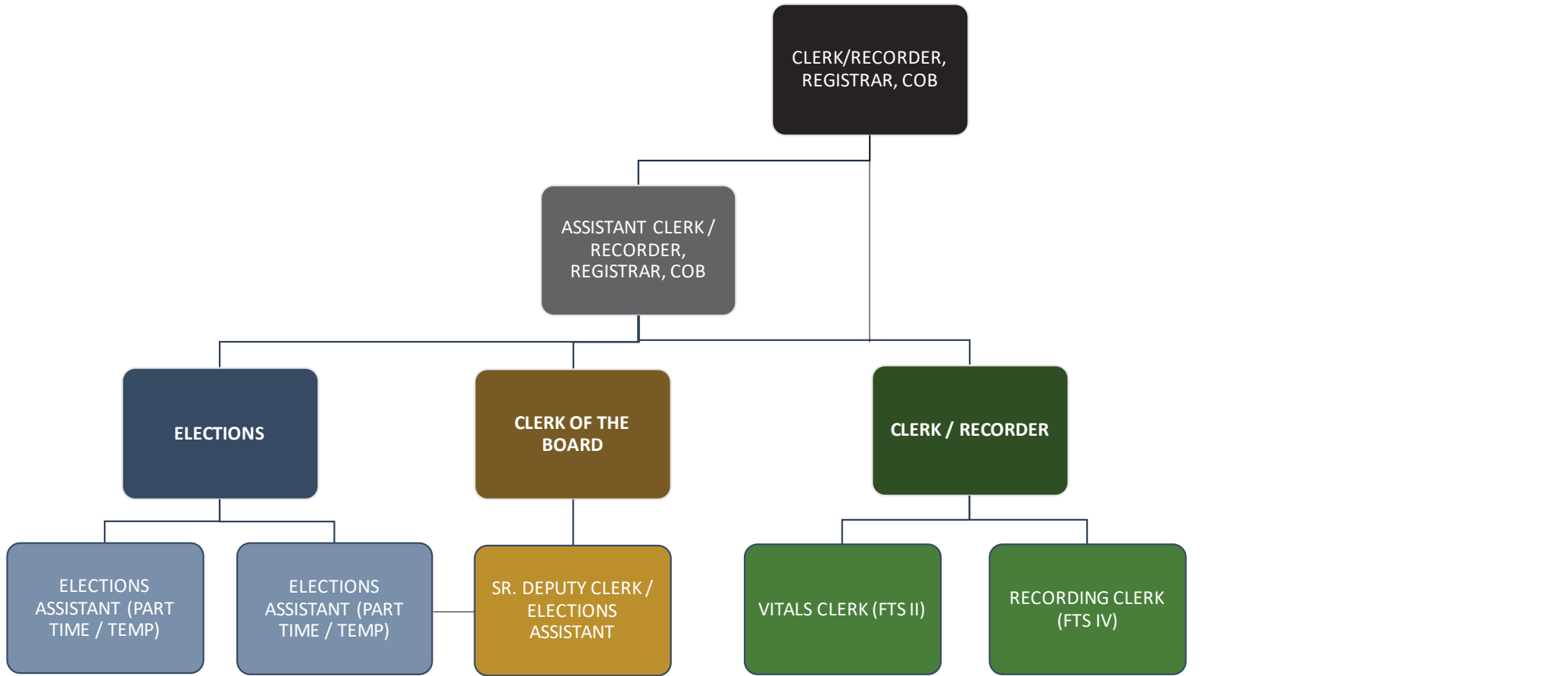
FY2022-23 Objectives

- November 8, 2022 General Election
- Streamline election process now that all voters receive a mailed ballot.
- Strategic Plan
- Legislative Platform
- Platform for future meetings (in-person, hybrid, etc)
- New records management program implemented.



CLERK / RECORDER, REGISTRAR, CLERK OF THE BOARD

Departmental Organizational Chart



DIVISIONS

ELECTIONS **CLERK OF THE BOARD** **CLERK / RECORDER**

**Clerk-Recorder
FY2022-23 Budget Workshop**

Proposal	Account String	Fund	Type	Account Name	FY 2019-20	FY 2020-21	FY 2021-22	FY 2021-22	FY 2022-23	FY 2022-23 CAO
					Actuals	Actuals	Amended Budget	Actuals YTD	Departmental Request	Recommended
CL 100-11-010 (Board of Supervisors)	100-11-010-16010	100	Revenues	Prop Tax Admin & Collection Fe	\$ 1,636	\$ 614	\$ 1,636	\$ 596	\$ 1,700	\$ -
CL 100-11-010 (Board of Supervisors)	100-11-010-21100	100	Expenses	Salary And Wages	\$ (250,780)	\$ (250,780)	\$ (250,802)	\$ (240,068)	\$ (286,280)	\$ -
CL 100-11-010 (Board of Supervisors)	100-11-010-21130	100	Expenses	Auto Allowance	\$ (35,004)	\$ (32,030)	\$ (37,920)	\$ (24,632)	\$ (29,000)	\$ -
CL 100-11-010 (Board of Supervisors)	100-11-010-22100	100	Expenses	Employee Benefits	\$ (36,510)	\$ (37,666)	\$ (35,092)	\$ (33,031)	\$ (38,619)	\$ -
CL 100-11-010 (Board of Supervisors)	100-11-010-22110	100	Expenses	Employee Benefits - Health (Med/Dent/Vis)	\$ (74,925)	\$ (67,447)	\$ (84,864)	\$ (65,669)	\$ (87,023)	\$ -
CL 100-11-010 (Board of Supervisors)	100-11-010-22120	100	Expenses	Employee Benefits - PERS (ER Portion)	\$ (29,459)	\$ (37,328)	\$ (58,399)	\$ (51,519)	\$ (87,980)	\$ -
CL 100-11-010 (Board of Supervisors)	100-11-010-30280	100	Expenses	Telephone/Communications	\$ (1,500)	\$ (1,337)	\$ (1,500)	\$ (1,445)	\$ (1,800)	\$ -
CL 100-11-010 (Board of Supervisors)	100-11-010-30500	100	Expenses	Workers' Comp Ins Expense	\$ (6,890)	\$ (6,240)	\$ (6,841)	\$ (6,841)	\$ (6,543)	\$ -
CL 100-11-010 (Board of Supervisors)	100-11-010-30510	100	Expenses	Liability Insurance Expense	\$ (5,255)	\$ (4,733)	\$ (5,589)	\$ (5,589)	\$ (6,243)	\$ -
CL 100-11-010 (Board of Supervisors)	100-11-010-31700	100	Expenses	Membership Fees	\$ (14,065)	\$ (13,199)	\$ (14,500)	\$ (14,462)	\$ (15,000)	\$ -
CL 100-11-010 (Board of Supervisors)	100-11-010-32000	100	Expenses	Office Expense	\$ (3,652)	\$ (4,041)	\$ (5,037)	\$ (1,703)	\$ (5,000)	\$ -
CL 100-11-010 (Board of Supervisors)	100-11-010-32010	100	Expenses	TECHNOLOGY EXPENSES	\$ (4,087)	\$ (4,286)	\$ (7,083)	\$ (7,083)	\$ (9,390)	\$ -
CL 100-11-010 (Board of Supervisors)	100-11-010-32030	100	Expenses	Copier Pool	\$ -	\$ -	\$ -	\$ -	\$ (2,000)	\$ -
CL 100-11-010 (Board of Supervisors)	100-11-010-32500	100	Expenses	Professional & Specialized Ser	\$ (4,042)	\$ (3,011)	\$ (5,817)	\$ (5,473)	\$ (8,000)	\$ -
CL 100-11-010 (Board of Supervisors)	100-11-010-32800	100	Expenses	Publications & Legal Notices	\$ (5,525)	\$ (4,647)	\$ (12,000)	\$ (5,966)	\$ (7,000)	\$ -
CL 100-11-010 (Board of Supervisors)	100-11-010-32860	100	Expenses	Rents & Leases - Other	\$ (162)	\$ (177)	\$ (200)	\$ -	\$ -	\$ -
CL 100-11-010 (Board of Supervisors)	100-11-010-32950	100	Expenses	Rents & Leases - Real Property	\$ (5,237)	\$ (94)	\$ -	\$ -	\$ -	\$ -
CL 100-11-010 (Board of Supervisors)	100-11-010-33120	100	Expenses	Special Department Expense	\$ (2,075)	\$ (2,000)	\$ (3,000)	\$ (2,226)	\$ (3,300)	\$ -
CL 100-11-010 (Board of Supervisors)	100-11-010-33350	100	Expenses	Travel & Training Expense	\$ (20,431)	\$ (5,308)	\$ (24,776)	\$ (29,729)	\$ (31,000)	\$ -
CL 100-11-010 (Board of Supervisors)	100-11-010-33351	100	Expenses	Vehicle Fuel Costs	\$ (936)	\$ (192)	\$ (732)	\$ (838)	\$ (1,600)	\$ -
CL 100-11-010 (Board of Supervisors)	100-11-010-33360	100	Expenses	Motor Pool Expense	\$ (2,836)	\$ (1,190)	\$ (5,612)	\$ (2,597)	\$ (4,700)	\$ -
CL 100-11-010 (Board of Supervisors)	100-11-010-33602	100	Expenses	Civic Center Utilities	\$ -	\$ (3,134)	\$ (3,618)	\$ (2,370)	\$ (3,618)	\$ -
CL 100-11-010 (Board of Supervisors)	100-11-010-60100	100	Expenses	Operating Transfers Out	\$ -	\$ (58,640)	\$ (58,260)	\$ (48,545)	\$ -	\$ -
CL 100-11-010 (Board of Supervisors)	100-11-010-60110	100	Expenses	Civic Center Rent	\$ -	\$ -	\$ -	\$ -	\$ (58,656)	\$ -
Board of Supervisors Revenue Total					\$ 1,636	\$ 614	\$ 1,636	\$ 596	\$ 1,700	\$ -
Board of Supervisors Expenditure Total					\$ (503,371)	\$ (537,480)	\$ (621,642)	\$ (549,785)	\$ (692,753)	\$ -
Board of Supervisors General Fund Contribution					\$ 501,735	\$ 536,866	\$ 620,006	\$ 549,189	\$ 691,053	\$ -

**Clerk-Recorder
FY2022-23 Budget Workshop**

Proposal	Account String	Fund	Type	Account Name	FY 2019-20	FY 2020-21	FY 2021-22	FY 2021-22	FY 2022-23	FY 2022-23 CAO
					Actuals	Actuals	Amended Budget	Actuals YTD	Departmental Request	Recommended
CL 100-15-181 (Elections)	100-15-181-15820	100	Revenues	Fed: Hava Reimbursements- Pass	\$ 10,170	\$ 3,500	\$ -	\$ -	\$ -	\$ -
CL 100-15-181 (Elections)	100-15-181-15821	100	Revenues	St: Election Reimbursement	\$ -	\$ 19,096	\$ -	\$ -	\$ -	\$ -
CL 100-15-181 (Elections)	100-15-181-15822	100	Revenues	St: SOS Voting System Replac Reimb Grant	\$ -	\$ 22,808	\$ 15,335	\$ 10,000	\$ 82,000	\$ -
CL 100-15-181 (Elections)	100-15-181-15900	100	Revenues	Oth: Other Govt Agencies	\$ -	\$ 11,765	\$ -	\$ -	\$ -	\$ -
CL 100-15-181 (Elections)	100-15-181-16410	100	Revenues	Election Fees	\$ 19,810	\$ 21,668	\$ 189,307	\$ 200,723	\$ -	\$ -
CL 100-15-181 (Elections)	100-15-181-21100	100	Expenses	Salary And Wages	\$ (67,829)	\$ (65,914)	\$ (114,150)	\$ (131,153)	\$ (95,662)	\$ -
CL 100-15-181 (Elections)	100-15-181-21120	100	Expenses	Overtime	\$ -	\$ (931)	\$ (200)	\$ (121)	\$ (121)	\$ -
CL 100-15-181 (Elections)	100-15-181-22100	100	Expenses	Employee Benefits	\$ (8,312)	\$ (8,454)	\$ (12,380)	\$ (14,004)	\$ (5,635)	\$ -
CL 100-15-181 (Elections)	100-15-181-22110	100	Expenses	Employee Benefits - Health (Med/Dent/Vis)	\$ (4,263)	\$ (2,307)	\$ (7,723)	\$ (18,607)	\$ (13,289)	\$ -
CL 100-15-181 (Elections)	100-15-181-22120	100	Expenses	Employee Benefits - PERS (ER Portion)	\$ (14,437)	\$ (14,644)	\$ (15,637)	\$ (17,137)	\$ (26,205)	\$ -
CL 100-15-181 (Elections)	100-15-181-30280	100	Expenses	Telephone/Communications	\$ (630)	\$ (549)	\$ (630)	\$ (281)	\$ (2,340)	\$ -
CL 100-15-181 (Elections)	100-15-181-30500	100	Expenses	Workers' Comp Ins Expense	\$ -	\$ -	\$ (1,600)	\$ (1,573)	\$ -	\$ -
CL 100-15-181 (Elections)	100-15-181-30510	100	Expenses	Liability Insurance Expense	\$ -	\$ (623)	\$ (701)	\$ (701)	\$ -	\$ -
CL 100-15-181 (Elections)	100-15-181-32000	100	Expenses	Office Expense	\$ (13,550)	\$ (26,509)	\$ (19,590)	\$ (17,477)	\$ (19,590)	\$ -
CL 100-15-181 (Elections)	100-15-181-32010	100	Expenses	TECHNOLOGY EXPENSES	\$ (229)	\$ (229)	\$ (851)	\$ (850)	\$ (6,594)	\$ -
CL 100-15-181 (Elections)	100-15-181-32020	100	Expenses	Technology Expense-Software Licenses	\$ (37,626)	\$ (33,277)	\$ (46,275)	\$ (48,015)	\$ (35,500)	\$ -
CL 100-15-181 (Elections)	100-15-181-32030	100	Expenses	Copier Pool	\$ -	\$ -	\$ -	\$ -	\$ (7,734)	\$ -
CL 100-15-181 (Elections)	100-15-181-32800	100	Expenses	Publications & Legal Notices	\$ (1,457)	\$ (3,432)	\$ (4,000)	\$ (729)	\$ (900)	\$ -
CL 100-15-181 (Elections)	100-15-181-33120	100	Expenses	Special Department Expense	\$ (3,500)	\$ (33,460)	\$ (7,000)	\$ (3,743)	\$ (120,000)	\$ -
CL 100-15-181 (Elections)	100-15-181-33122	100	Expenses	Poll Worker Expenses	\$ (6,587)	\$ (9,582)	\$ (20,000)	\$ (10,531)	\$ (11,000)	\$ -
CL 100-15-181 (Elections)	100-15-181-33124	100	Expenses	Ballot Expenses	\$ (38,918)	\$ (29,383)	\$ (52,000)	\$ (19,801)	\$ (25,000)	\$ -
CL 100-15-181 (Elections)	100-15-181-33350	100	Expenses	Travel & Training Expense	\$ (4,391)	\$ (1,309)	\$ (5,000)	\$ (2,653)	\$ (5,000)	\$ -
CL 100-15-181 (Elections)	100-15-181-35210	100	Expenses	Bond/Loan Interest	\$ (1,996)	\$ -	\$ -	\$ -	\$ -	\$ -
CL 100-15-181 (Elections)	100-15-181-60045	100	Expenses	Bond/Loan Principle Repayment	\$ (159,697)	\$ -	\$ -	\$ -	\$ -	\$ -
Elections Revenue Total					\$ 29,979	\$ 78,836	\$ 204,642	\$ 210,723	\$ 82,000	\$ -
Elections Expenditure Total					\$ (363,421)	\$ (230,602)	\$ (307,737)	\$ (287,376)	\$ (374,570)	\$ -
Elections General Fund Contribution					\$ 333,441	\$ 151,766	\$ 103,095	\$ 76,654	\$ 292,570	\$ -

**Clerk-Recorder
FY2022-23 Budget Workshop**

Proposal	Account String	Fund	Type	Account Name	FY 2019-20	FY 2020-21	FY 2021-22	FY 2021-22	FY 2022-23	FY 2022-23 CAO
					Actuals	Actuals	Amended Budget	Actuals YTD	Departmental Request	Recommended
CL 100-27-180 (Clerk Recorder)	100-27-180-16010	100	Revenues	Prop Tax Admin & Collection Fe	\$ 3,598	\$ 2,280	\$ 3,598	\$ 2,427	\$ 2,300	\$ -
CL 100-27-180 (Clerk Recorder)	100-27-180-16130	100	Revenues	County Clerk Service Fees	\$ 7,566	\$ 7,538	\$ 6,000	\$ 10,290	\$ 7,500	\$ -
CL 100-27-180 (Clerk Recorder)	100-27-180-16131	100	Revenues	Social Security Truncation Fee	\$ 13	\$ -	\$ -	\$ -	\$ -	\$ -
CL 100-27-180 (Clerk Recorder)	100-27-180-16163	100	Revenues	SB 2 Reimbursement	\$ 38,304	\$ 62,654	\$ 40,000	\$ 57,901	\$ 40,000	\$ -
CL 100-27-180 (Clerk Recorder)	100-27-180-16200	100	Revenues	Recording Fees	\$ 68,253	\$ 98,844	\$ 70,000	\$ 71,896	\$ 67,000	\$ -
CL 100-27-180 (Clerk Recorder)	100-27-180-16201	100	Revenues	Index Fees	\$ 26,506	\$ 40,699	\$ 30,000	\$ 26,720	\$ 25,000	\$ -
CL 100-27-180 (Clerk Recorder)	100-27-180-16202	100	Revenues	Electronic Recording Fee	\$ 6,051	\$ 9,666	\$ 7,000	\$ 6,366	\$ 6,000	\$ -
CL 100-27-180 (Clerk Recorder)	100-27-180-17010	100	Revenues	Miscellaneous Revenue	\$ 209	\$ 141	\$ -	\$ 210	\$ 205	\$ -
CL 100-27-180 (Clerk Recorder)	100-27-180-21100	100	Expenses	Salary And Wages	\$ (373,906)	\$ (309,977)	\$ (406,210)	\$ (319,173)	\$ (304,184)	\$ -
CL 100-27-180 (Clerk Recorder)	100-27-180-21120	100	Expenses	Overtime	\$ -	\$ (1,149)	\$ -	\$ (133)	\$ (133)	\$ -
CL 100-27-180 (Clerk Recorder)	100-27-180-22100	100	Expenses	Employee Benefits	\$ (45,072)	\$ (43,505)	\$ (39,740)	\$ (36,250)	\$ (19,999)	\$ -
CL 100-27-180 (Clerk Recorder)	100-27-180-22110	100	Expenses	Employee Benefits - Health (Med/Dent/Vis)	\$ (66,016)	\$ (61,837)	\$ (66,528)	\$ (42,670)	\$ (40,271)	\$ -
CL 100-27-180 (Clerk Recorder)	100-27-180-22120	100	Expenses	Employee Benefits - PERS (ER Portion)	\$ (92,482)	\$ (87,938)	\$ (92,808)	\$ (73,552)	\$ (109,528)	\$ -
CL 100-27-180 (Clerk Recorder)	100-27-180-30280	100	Expenses	Telephone/Communications	\$ (2,910)	\$ (2,249)	\$ (2,910)	\$ (1,807)	\$ (2,641)	\$ -
CL 100-27-180 (Clerk Recorder)	100-27-180-30500	100	Expenses	Workers' Comp Ins Expense	\$ (7,597)	\$ (6,240)	\$ (7,730)	\$ (6,157)	\$ (7,197)	\$ -
CL 100-27-180 (Clerk Recorder)	100-27-180-30510	100	Expenses	Liability Insurance Expense	\$ (4,752)	\$ (3,472)	\$ (3,611)	\$ (3,611)	\$ (4,148)	\$ -
CL 100-27-180 (Clerk Recorder)	100-27-180-31200	100	Expenses	Equip Maintenance & Repair	\$ (425)	\$ (680)	\$ (1,000)	\$ -	\$ (2,000)	\$ -
CL 100-27-180 (Clerk Recorder)	100-27-180-31700	100	Expenses	Membership Fees	\$ (1,150)	\$ (1,250)	\$ (1,300)	\$ (1,150)	\$ (1,200)	\$ -
CL 100-27-180 (Clerk Recorder)	100-27-180-32000	100	Expenses	Office Expense	\$ (6,197)	\$ (8,198)	\$ (36,541)	\$ (10,833)	\$ (10,000)	\$ -
CL 100-27-180 (Clerk Recorder)	100-27-180-32010	100	Expenses	TECHNOLOGY EXPENSES	\$ (2,858)	\$ (6,551)	\$ (10,459)	\$ (10,531)	\$ (12,849)	\$ -
CL 100-27-180 (Clerk Recorder)	100-27-180-32020	100	Expenses	Technology Expense-Software Licenses	\$ (11,906)	\$ (12,028)	\$ (13,665)	\$ (7,486)	\$ (14,013)	\$ -
CL 100-27-180 (Clerk Recorder)	100-27-180-32030	100	Expenses	Copier Pool	\$ -	\$ -	\$ -	\$ -	\$ (3,546)	\$ -
CL 100-27-180 (Clerk Recorder)	100-27-180-32860	100	Expenses	Rents & Leases - Other	\$ (4,599)	\$ (4,906)	\$ (4,500)	\$ (4,889)	\$ (18,200)	\$ -
CL 100-27-180 (Clerk Recorder)	100-27-180-33120	100	Expenses	Special Department Expense	\$ -	\$ (78)	\$ (200)	\$ (82)	\$ (100)	\$ -
CL 100-27-180 (Clerk Recorder)	100-27-180-33350	100	Expenses	Travel & Training Expense	\$ (2,271)	\$ (183)	\$ (2,725)	\$ (1,498)	\$ (3,000)	\$ -
CL 100-27-180 (Clerk Recorder)	100-27-180-33351	100	Expenses	Vehicle Fuel Costs	\$ (16)	\$ (9)	\$ (400)	\$ -	\$ -	\$ -
CL 100-27-180 (Clerk Recorder)	100-27-180-33360	100	Expenses	Motor Pool Expense	\$ (43)	\$ (188)	\$ (282)	\$ -	\$ (100)	\$ -
Clerk Recorder Revenue Total					\$ 150,499	\$ 221,822	\$ 156,598	\$ 175,811	\$ 148,005	\$ -
Clerk Recorder Expenditure Total					\$ (622,199)	\$ (550,439)	\$ (690,609)	\$ (519,824)	\$ (553,109)	\$ -
Clerk Recorder General Fund Contribution					\$ 471,700	\$ 328,617	\$ 534,011	\$ 344,013	\$ 405,104	\$ -

**Clerk-Recorder
FY2022-23 Budget Workshop**

Proposal	Account String	Fund	Type	Account Name	FY 2019-20 Actuals	FY 2020-21 Actuals	FY 2021-22 Amended Budget	FY 2021-22 Actuals YTD	FY 2022-23 Departmental Request	FY 2022-23 CAO Recommended
CL 173-27-180 (Clerk Micrographics-Social Security)	173-27-180-14010	173	Revenues	Interest Income	\$ 1,881	\$ 1,268	\$ -	\$ 343	\$ -	\$ -
CL 173-27-180 (Clerk Micrographics-Social Security)	173-27-180-16131	173	Revenues	Social Security Truncation Fee	\$ 5,965	\$ 9,717	\$ -	\$ 6,527	\$ 6,000	\$ -
CL 173-27-180 (Clerk Micrographics-Social Security)	173-27-180-17010	173	Revenues	Miscellaneous Revenue	\$ 5,981	\$ 9,776	\$ -	\$ 6,643	\$ 6,000	\$ -
CL 173-27-180 (Clerk Micrographics-Social Security)	173-27-180-20010	173	Expenses	Expenditures	\$ -	\$ -	\$ -	\$ -	\$ (17,250)	\$ -
Clerk Micrographics Revenue Total					\$ 13,827	\$ 20,761	\$ -	\$ 13,513	\$ 12,000	\$ -
Clerk Micrographics Expenditure Total					\$ -	\$ -	\$ -	\$ -	\$ (17,250)	\$ -
Clerk Micrographics Use of Fund Balance					\$ 13,827	\$ 20,761	\$ -	\$ 13,513	\$ (5,250)	\$ -
CL 174-27-180 (Clerk Modernization)	174-27-180-14010	174	Revenues	Interest Income	\$ 3,332	\$ 2,399	\$ -	\$ 666	\$ 1,000	\$ -
CL 174-27-180 (Clerk Modernization)	174-27-180-17010	174	Revenues	Miscellaneous Revenue	\$ 31,726	\$ 49,664	\$ -	\$ 31,893	\$ 31,000	\$ -
CL 174-27-180 (Clerk Modernization)	174-27-180-20010	174	Expenses	Expenditures	\$ -	\$ -	\$ -	\$ -	\$ (182,760)	\$ -
Clerk Modernization Revenue Total					\$ 35,058	\$ 52,063	\$ -	\$ 32,559	\$ 32,000	\$ -
Clerk Modernization Expenditure Total					\$ -	\$ -	\$ -	\$ -	\$ (182,760)	\$ -
Clerk Modernization Use of Fund Balance					\$ 35,058	\$ 52,063	\$ -	\$ 32,559	\$ (150,760)	\$ -
Total Department Expenditures					\$ (1,488,990)	\$ (1,318,522)	\$ (1,619,988)	\$ (1,356,985)	\$ (1,820,443)	\$ -
Total Grant / Earned / Govt Revenues					\$ 230,999	\$ 374,098	\$ 362,876	\$ 433,202	\$ 275,705	\$ -
Total Use of Fund Balance					\$ 48,884	\$ 72,825	\$ -	\$ 46,072	\$ (156,010)	\$ -
Total General Fund Contribution					\$ 1,306,875	\$ 1,017,249	\$ 1,257,112	\$ 969,856	\$ 1,388,728	\$ -

COMMUNITY DEVELOPMENT

Wendy Sugimura
Community Development Director

The Department’s mission is to provide efficient, responsive and innovative development services through teamwork while protecting community character and managing environmental impacts.

BUDGET AT A GLANCE	FY2022-23
Total Expenditures	(\$2,936,643)
Total Grant / Earned / Govt Revenues	\$1,072,705
Total Use of Fund Balance	\$0
<hr/>	
Total General Fund Contribution	\$1,863,938
Total Staff	17.00 FTE
% Funded by General Fund	63.5%

DEPARTMENT SERVICES OVERVIEW

Community Development. The Community Development Department consists of the Planning, Building, and Code Enforcement divisions. The Planning Division provides the services specified in Government Code §§65103 to maintain and implement the adopted General Plan and land use regulations through community-based planning, including management of the Regional Planning Advisory Committees (RPACs), coordination with other agencies, and compliance with state laws. In addition, the Planning Division staffs other legislative bodies with separate authority that often function independently in other jurisdictions, including the Local Transportation Commission (LTC), Airport Land Use Commission (ALUC), Local Agency Formation Commission (LAFCO), and Housing Authority. The Building Division is responsible for the enforcement of the current California Building Codes Standards and relevant state law governing building standards. The Compliance Division monitors and enforces compliance with County ordinances, policies, regulations, and permit conditions, including environmental mitigation measures. In addition, the Community Development Department strives to provide excellent customer service by providing South County services for other County departments, including accepting property taxes and other payments, and accepting applications for marriage licenses, business licenses, and doing business as (DBA) licenses.

For more information, call (760) 924-1800, or visit <https://monocounty.ca.gov/community-development>

REQUESTED BUDGET CHANGES FOR FY2022-23

- Requesting one new Planning Analyst I/II position to offset 1) backlog of work resulting from multiple maternity/paternity leaves during FY 21-22, 2) loss of FTEs due to maternity staff returning part time, 3) inability to successfully recruit a Principal Planner vacancy resulting from retirement and temporarily being filled by a part-time retired annuitant, and 4) the backlog resulting from a 0.2 FTE Building Official.
- Services being eliminated from the budget include staffing the Owens Valley Groundwater Authority (OVGA) in which membership was terminated, and multiple grant programs, including sage-grouse conservation (transferred to Public Works) and SB2 grant programs (Accessory Dwelling Unit [ADU], vehicle miles traveled (VMT) streamlining, and greenhouse gas (GHG) emission inventory and streamlining).
- Increases include new (or continuation of) grant programs including the North County Water Transfer program, special district study to support increased housing density (California Development Block Grant Technical Assistance), and administration of the Integrated Regional Water Management grant (if awarded).

ACCOMPLISHMENTS AND OBJECTIVES

FY2021-22 Accomplishments

- Provided public service and assistance by answering questions about land use regulations, including multiple scenarios and “what if” brainstorming, and prioritizing Mountain View Fire recovery.

- Completed processing of development applications, including General Plan amendments, variances, use permits, director review permits, cannabis operations permits, short-term rental activity permits, lot line adjustments, mergers, and building permits and inspections, among others, as well as plans of operations, to ensure consistency with land use regulations, and completing the associated CEQA analysis and documentation.
- Received, investigated, and responded to code compliance violations, including taking further legal action such as citations and/or litigation when necessary.
- Managed and participated in regulatory, community, and collaborative forums such as the Planning Commission, RPACs, Collaborative Planning Team, LTC, Land Development Technical Advisory Committee (LDTAC), Long Valley Hydrologic Advisory Committee, LAFCO, Housing Authority, Tri-Valley Groundwater Management District, and sage grouse collaboratives (Executive Oversight Committee, Technical Advisory Committee, Local Area Working Group).
- Specific program accomplishments include assistance to the Owens Valley Groundwater Management Authority (OVGA) to complete the Owens Valley Groundwater Sustainability Plan, support of additional groundwater management in Mono County and the Tri-Valley, completion of various housing reports and two grant-funded projects related to housing (ADU prescriptive designs, GHG/VMT streamlining and GHG inventory update), completion of transportation programs in the LTC's Overall Work Program, including community outreach for the West Walker River Parkway (WWRP) plan.

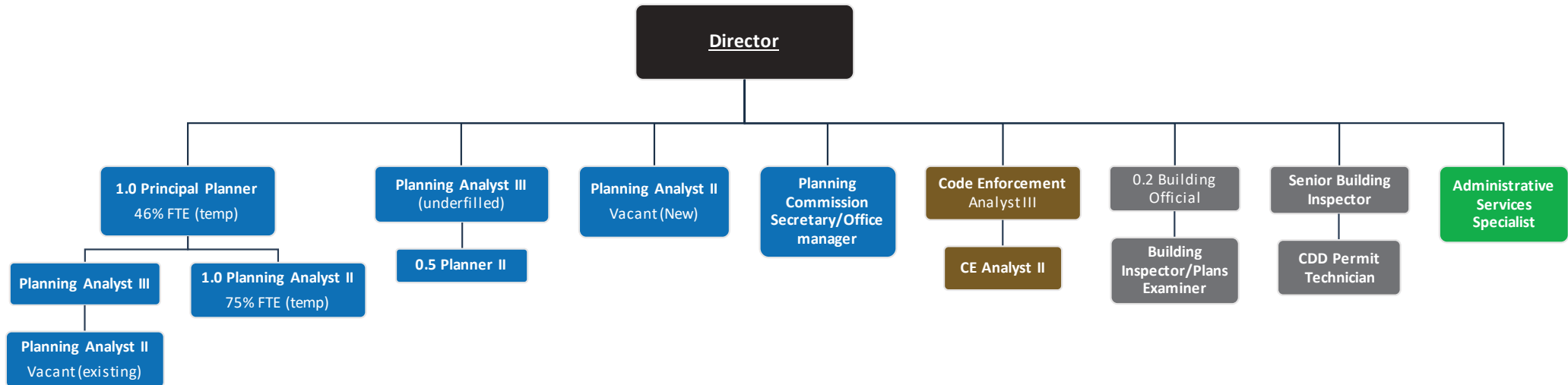
FY2022-23 Objectives

- Respond to public inquiries about land uses and other CDD programs.
- Process development applications and CEQA, including building permits.
- Manage and participate in regulatory, community and collaborative commissions and committees.
- Respond to code enforcement cases.
- Complete grants and priorities, including the CDBG TA grant to study special district capacity to support increased housing density, update municipal service reviews for LAFCO, finish North County Water Transfer Program policies and amend the General Plan, provide administration for the IRWM grant for a Tri-Valley groundwater model, study the impact of short-term rentals on the long-term rental housing market, and implement the LTC's Overall Work Program, including completing the June Lake Active Transportation Plan and assisting with the WWRP plan.



Community Development (FY 22-23)

Departmental Organizational Chart



DIVISIONS

Planning Code Enforcement Building

**Community Development
FY2022-23 Budget Workshop**

Proposal	Account String	Fund	Type	Account Name	FY 2019-20	FY 2020-21	FY 2021-22	FY 2021-22	FY 2022-23	FY 2022-23 CAO
					Actuals	Actuals	Amended Budget	Actuals YTD	Departmental Request	Recommended
CD 100-27-250 (Planning)	100-27-250-15900	100	Revenues	Oth: Other Govt Agencies	\$ 13,662	\$ 11,573	\$ 15,000	\$ 13,871	\$ -	\$ -
CD 100-27-250 (Planning)	100-27-250-16060	100	Revenues	Planning Permits	\$ 151,465	\$ 63,016	\$ 175,000	\$ 43,857	\$ 125,000	\$ -
CD 100-27-250 (Planning)	100-27-250-16220	100	Revenues	Transportation Planning Serv	\$ 56,578	\$ 48,466	\$ 75,000	\$ 19,375	\$ 40,000	\$ -
CD 100-27-250 (Planning)	100-27-250-16240	100	Revenues	Labor Reimbursement	\$ 8,069	\$ -	\$ -	\$ -	\$ -	\$ -
CD 100-27-250 (Planning)	100-27-250-17010	100	Revenues	Miscellaneous Revenue	\$ -	\$ 40	\$ -	\$ -	\$ -	\$ -
CD 100-27-250 (Planning)	100-27-250-17020	100	Revenues	Prior Year Revenue	\$ -	\$ 33,264	\$ -	\$ -	\$ -	\$ -
CD 100-27-250 (Planning)	100-27-250-21100	100	Expenses	Salary And Wages	\$ (637,291)	\$ (556,257)	\$ (638,569)	\$ (549,388)	\$ (569,505)	\$ -
CD 100-27-250 (Planning)	100-27-250-21120	100	Expenses	Overtime	\$ (739)	\$ (74)	\$ (100)	\$ (79)	\$ (79)	\$ -
CD 100-27-250 (Planning)	100-27-250-22100	100	Expenses	Employee Benefits	\$ (87,095)	\$ (82,588)	\$ (91,556)	\$ (68,230)	\$ (31,426)	\$ -
CD 100-27-250 (Planning)	100-27-250-22110	100	Expenses	Employee Benefits - Health (Med/Dent/Vis)	\$ (95,911)	\$ (59,081)	\$ (81,215)	\$ (69,921)	\$ (93,234)	\$ -
CD 100-27-250 (Planning)	100-27-250-22120	100	Expenses	Employee Benefits - PERS (ER Portion)	\$ (180,154)	\$ (158,660)	\$ (171,646)	\$ (149,844)	\$ (224,204)	\$ -
CD 100-27-250 (Planning)	100-27-250-30280	100	Expenses	Telephone/Communications	\$ -	\$ (49)	\$ (306)	\$ (315)	\$ (320)	\$ -
CD 100-27-250 (Planning)	100-27-250-30500	100	Expenses	Workers' Comp Ins Expense	\$ (13,779)	\$ (9,984)	\$ (9,577)	\$ (9,577)	\$ (6,543)	\$ -
CD 100-27-250 (Planning)	100-27-250-30510	100	Expenses	Liability Insurance Expense	\$ (6,365)	\$ (4,980)	\$ (6,642)	\$ (6,642)	\$ (5,966)	\$ -
CD 100-27-250 (Planning)	100-27-250-31200	100	Expenses	Equip Maintenance & Repair	\$ (173)	\$ (619)	\$ -	\$ -	\$ -	\$ -
CD 100-27-250 (Planning)	100-27-250-31700	100	Expenses	Membership Fees	\$ (575)	\$ (350)	\$ (800)	\$ (200)	\$ (500)	\$ -
CD 100-27-250 (Planning)	100-27-250-32000	100	Expenses	Office Expense	\$ (12,958)	\$ (7,875)	\$ (9,256)	\$ (7,880)	\$ (9,000)	\$ -
CD 100-27-250 (Planning)	100-27-250-32010	100	Expenses	TECHNOLOGY EXPENSES	\$ (7,625)	\$ (11,400)	\$ (14,997)	\$ (14,996)	\$ (16,135)	\$ -
CD 100-27-250 (Planning)	100-27-250-32020	100	Expenses	Technology Expense-Software Licenses	\$ (8,741)	\$ (8,185)	\$ (8,800)	\$ (8,770)	\$ (9,151)	\$ -
CD 100-27-250 (Planning)	100-27-250-32030	100	Expenses	Copier Pool	\$ -	\$ -	\$ -	\$ -	\$ (4,000)	\$ -
CD 100-27-250 (Planning)	100-27-250-32450	100	Expenses	Contract Services	\$ (104,644)	\$ (70,962)	\$ (135,000)	\$ (51,558)	\$ (100,000)	\$ -
CD 100-27-250 (Planning)	100-27-250-32800	100	Expenses	Publications & Legal Notices	\$ (2,035)	\$ (1,295)	\$ (2,000)	\$ (107)	\$ (500)	\$ -
CD 100-27-250 (Planning)	100-27-250-32950	100	Expenses	Rents & Leases - Real Property	\$ (63,198)	\$ (1,712)	\$ -	\$ -	\$ -	\$ -
CD 100-27-250 (Planning)	100-27-250-33140	100	Expenses	Recruiting Expenses	\$ -	\$ (325)	\$ -	\$ -	\$ (500)	\$ -
CD 100-27-250 (Planning)	100-27-250-33350	100	Expenses	Travel & Training Expense	\$ (5,486)	\$ (4,074)	\$ (10,000)	\$ (7,423)	\$ (8,000)	\$ -
CD 100-27-250 (Planning)	100-27-250-33351	100	Expenses	Vehicle Fuel Costs	\$ (1,244)	\$ (367)	\$ (1,875)	\$ (1,496)	\$ (3,000)	\$ -
CD 100-27-250 (Planning)	100-27-250-33360	100	Expenses	Motor Pool Expense	\$ (3,801)	\$ (1,718)	\$ (5,208)	\$ (3,526)	\$ (7,256)	\$ -
CD 100-27-250 (Planning)	100-27-250-33602	100	Expenses	Civic Center Utilities	\$ -	\$ (7,186)	\$ (8,047)	\$ (5,277)	\$ (8,000)	\$ -
CD 100-27-250 (Planning)	100-27-250-60100	100	Expenses	Operating Transfers Out	\$ -	\$ (130,586)	\$ (129,657)	\$ (108,104)	\$ -	\$ -
CD 100-27-250 (Planning)	100-27-250-60110	100	Expenses	Civic Center Rent	\$ -	\$ -	\$ -	\$ -	\$ (130,596)	\$ -
Planning Revenue Total					\$ 229,773	\$ 156,359	\$ 265,000	\$ 77,103	\$ 165,000	\$ -
Planning Expenditure Total					\$ (1,231,814)	\$ (1,118,327)	\$ (1,325,251)	\$ (1,063,334)	\$ (1,227,915)	\$ -
Planning General Fund Contribution					\$ 1,002,041	\$ 961,968	\$ 1,060,251	\$ 986,230	\$ 1,062,915	\$ -

**Community Development
FY2022-23 Budget Workshop**

Proposal	Account String	Fund	Type	Account Name	FY 2019-20	FY 2020-21	FY 2021-22	FY 2021-22	FY 2022-23	FY 2022-23 CAO
					Actuals	Actuals	Amended Budget	Actuals YTD	Departmental Request	Recommended
CD 100-27-252 (Code Enforcement)	100-27-252-12021	100	Revenues	Business License - Code Enf	\$ 4,708	\$ 5,769	\$ 4,000	\$ 2,806	\$ 4,000	\$ -
CD 100-27-252 (Code Enforcement)	100-27-252-15750	100	Revenues	Fed: Geothermal Royalties	\$ 25,000	\$ 25,000	\$ 25,000	\$ -	\$ 25,000	\$ -
CD 100-27-252 (Code Enforcement)	100-27-252-16030	100	Revenues	Code Enforcement Fees	\$ 347	\$ 1,411	\$ 1,500	\$ 1,782	\$ 1,500	\$ -
CD 100-27-252 (Code Enforcement)	100-27-252-16031	100	Revenues	Permit fee renewals - cannabis	\$ 891	\$ 4,454	\$ 990	\$ 792	\$ 790	\$ -
CD 100-27-252 (Code Enforcement)	100-27-252-21100	100	Expenses	Salary And Wages	\$ (137,620)	\$ (147,873)	\$ (100,480)	\$ (82,622)	\$ (161,898)	\$ -
CD 100-27-252 (Code Enforcement)	100-27-252-22100	100	Expenses	Employee Benefits	\$ (19,312)	\$ (20,391)	\$ (20,107)	\$ (10,782)	\$ (9,368)	\$ -
CD 100-27-252 (Code Enforcement)	100-27-252-22110	100	Expenses	Employee Benefits - Health (Med/Dent/Vis)	\$ (24,542)	\$ (11,455)	\$ (26,816)	\$ (9,567)	\$ (34,320)	\$ -
CD 100-27-252 (Code Enforcement)	100-27-252-22120	100	Expenses	Employee Benefits - PERS (ER Portion)	\$ (40,988)	\$ (43,435)	\$ (35,209)	\$ (33,593)	\$ (57,466)	\$ -
CD 100-27-252 (Code Enforcement)	100-27-252-30280	100	Expenses	Telephone/Communications	\$ (300)	\$ (294)	\$ (894)	\$ (260)	\$ (300)	\$ -
CD 100-27-252 (Code Enforcement)	100-27-252-30500	100	Expenses	Workers' Comp Ins Expense	\$ (2,756)	\$ (2,496)	\$ (2,736)	\$ (2,736)	\$ (2,617)	\$ -
CD 100-27-252 (Code Enforcement)	100-27-252-30510	100	Expenses	Liability Insurance Expense	\$ (1,273)	\$ (1,245)	\$ (1,220)	\$ (1,220)	\$ (1,060)	\$ -
CD 100-27-252 (Code Enforcement)	100-27-252-31700	100	Expenses	Membership Fees	\$ (95)	\$ (95)	\$ (100)	\$ (95)	\$ (100)	\$ -
CD 100-27-252 (Code Enforcement)	100-27-252-32000	100	Expenses	Office Expense	\$ (4,675)	\$ (255)	\$ (451)	\$ (216)	\$ (200)	\$ -
CD 100-27-252 (Code Enforcement)	100-27-252-32010	100	Expenses	TECHNOLOGY EXPENSES	\$ (2,385)	\$ (3,094)	\$ (3,442)	\$ (3,442)	\$ (5,976)	\$ -
CD 100-27-252 (Code Enforcement)	100-27-252-32020	100	Expenses	Technology Expense-Software Licenses	\$ (3,802)	\$ (3,992)	\$ (4,000)	\$ (3,992)	\$ -	\$ -
CD 100-27-252 (Code Enforcement)	100-27-252-32030	100	Expenses	Copier Pool	\$ -	\$ -	\$ -	\$ -	\$ (322)	\$ -
CD 100-27-252 (Code Enforcement)	100-27-252-33350	100	Expenses	Travel & Training Expense	\$ (1,783)	\$ -	\$ (2,000)	\$ (1,054)	\$ (2,000)	\$ -
CD 100-27-252 (Code Enforcement)	100-27-252-33351	100	Expenses	Vehicle Fuel Costs	\$ (1,545)	\$ (1,215)	\$ (2,700)	\$ (1,620)	\$ (2,500)	\$ -
CD 100-27-252 (Code Enforcement)	100-27-252-33360	100	Expenses	Motor Pool Expense	\$ (3,231)	\$ (10,374)	\$ (11,149)	\$ (50)	\$ (6,995)	\$ -
Code Enforcement Revenue Total					\$ 30,945	\$ 36,633	\$ 31,490	\$ 5,380	\$ 31,290	\$ -
Code Enforcement Expenditure Total					\$ (244,306)	\$ (246,213)	\$ (211,304)	\$ (151,249)	\$ (285,122)	\$ -
Code Enforcement General Fund Contribution					\$ 213,361	\$ 209,580	\$ 179,814	\$ 145,869	\$ 253,832	\$ -
CD 100-27-253 (Planning Commission)	100-27-253-21100	100	Expenses	Salary And Wages	\$ (2,825)	\$ (4,175)	\$ (7,800)	\$ (3,825)	\$ (8,325)	\$ -
CD 100-27-253 (Planning Commission)	100-27-253-22100	100	Expenses	Employee Benefits	\$ (237)	\$ (354)	\$ (417)	\$ (324)	\$ (572)	\$ -
CD 100-27-253 (Planning Commission)	100-27-253-30500	100	Expenses	Workers' Comp Ins Expense	\$ (4,134)	\$ (6,240)	\$ (41)	\$ (41)	\$ (3,926)	\$ -
CD 100-27-253 (Planning Commission)	100-27-253-30510	100	Expenses	Liability Insurance Expense	\$ (1,910)	\$ (3,113)	\$ (18)	\$ (18)	\$ (1,590)	\$ -
CD 100-27-253 (Planning Commission)	100-27-253-31700	100	Expenses	Membership Fees	\$ (100)	\$ -	\$ (100)	\$ -	\$ -	\$ -
CD 100-27-253 (Planning Commission)	100-27-253-32000	100	Expenses	Office Expense	\$ (216)	\$ -	\$ (149)	\$ (7)	\$ -	\$ -
CD 100-27-253 (Planning Commission)	100-27-253-32010	100	Expenses	TECHNOLOGY EXPENSES	\$ (348)	\$ (420)	\$ (447)	\$ (446)	\$ (1,385)	\$ -
CD 100-27-253 (Planning Commission)	100-27-253-32800	100	Expenses	Publications & Legal Notices	\$ (1,424)	\$ (824)	\$ (1,500)	\$ (280)	\$ (1,000)	\$ -
CD 100-27-253 (Planning Commission)	100-27-253-33350	100	Expenses	Travel & Training Expense	\$ (1,303)	\$ (533)	\$ (1,000)	\$ (1,155)	\$ (1,000)	\$ -
Planning Commission Revenue Total					\$ -	\$ -	\$ -	\$ -	\$ -	\$ -
Planning Commission Expenditure Total					\$ (12,497)	\$ (15,658)	\$ (11,472)	\$ (6,095)	\$ (17,798)	\$ -
Planning Commission General Fund Contribution					\$ 12,497	\$ 15,658	\$ 11,472	\$ 6,095	\$ 17,798	\$ -

**Community Development
FY2022-23 Budget Workshop**

Proposal	Account String	Fund	Type	Account Name	FY 2019-20	FY 2020-21	FY 2021-22	FY 2021-22	FY 2022-23	FY 2022-23 CAO
					Actuals	Actuals	Amended Budget	Actuals YTD	Departmental Request	Recommended
CD 100-27-255 (Building Inspector)	100-27-255-12050	100	Revenues	Building Permits	\$ 79,383	\$ 111,585	\$ 82,000	\$ 92,555	\$ 80,000	\$ -
CD 100-27-255 (Building Inspector)	100-27-255-16150	100	Revenues	Building Department Fees	\$ 79,676	\$ 111,214	\$ 79,310	\$ 110,970	\$ 90,000	\$ -
CD 100-27-255 (Building Inspector)	100-27-255-21100	100	Expenses	Salary And Wages	\$ (215,236)	\$ (267,053)	\$ (264,858)	\$ (224,503)	\$ (395,727)	\$ -
CD 100-27-255 (Building Inspector)	100-27-255-21120	100	Expenses	Overtime	\$ (8,219)	\$ (1,203)	\$ (75)	\$ (136)	\$ (74)	\$ -
CD 100-27-255 (Building Inspector)	100-27-255-22100	100	Expenses	Employee Benefits	\$ (25,313)	\$ (30,093)	\$ (29,493)	\$ (23,330)	\$ (13,599)	\$ -
CD 100-27-255 (Building Inspector)	100-27-255-22110	100	Expenses	Employee Benefits - Health (Med/Dent/Vis)	\$ (11,870)	\$ (16,623)	\$ (17,062)	\$ (13,573)	\$ (23,000)	\$ -
CD 100-27-255 (Building Inspector)	100-27-255-22120	100	Expenses	Employee Benefits - PERS (ER Portion)	\$ (51,518)	\$ (63,178)	\$ (61,772)	\$ (57,069)	\$ (106,860)	\$ -
CD 100-27-255 (Building Inspector)	100-27-255-30280	100	Expenses	Telephone/Communications	\$ (2,040)	\$ (1,999)	\$ (2,160)	\$ (1,767)	\$ (2,040)	\$ -
CD 100-27-255 (Building Inspector)	100-27-255-30500	100	Expenses	Workers' Comp Ins Expense	\$ (5,512)	\$ (4,992)	\$ (4,364)	\$ (4,364)	\$ (4,188)	\$ -
CD 100-27-255 (Building Inspector)	100-27-255-30510	100	Expenses	Liability Insurance Expense	\$ (3,396)	\$ (3,158)	\$ (2,556)	\$ (2,556)	\$ (3,094)	\$ -
CD 100-27-255 (Building Inspector)	100-27-255-31700	100	Expenses	Membership Fees	\$ 135	\$ (1,093)	\$ (1,200)	\$ (145)	\$ (1,200)	\$ -
CD 100-27-255 (Building Inspector)	100-27-255-32000	100	Expenses	Office Expense	\$ (3,358)	\$ (1,809)	\$ (3,000)	\$ (1,598)	\$ (3,000)	\$ -
CD 100-27-255 (Building Inspector)	100-27-255-32010	100	Expenses	TECHNOLOGY EXPENSES	\$ (3,706)	\$ (6,366)	\$ (5,916)	\$ (5,916)	\$ (9,535)	\$ -
CD 100-27-255 (Building Inspector)	100-27-255-32020	100	Expenses	Technology Expense-Software Licenses	\$ (10,627)	\$ (11,159)	\$ (15,000)	\$ (11,159)	\$ (11,742)	\$ -
CD 100-27-255 (Building Inspector)	100-27-255-32030	100	Expenses	Copier Pool	\$ -	\$ -	\$ -	\$ -	\$ (1,800)	\$ -
CD 100-27-255 (Building Inspector)	100-27-255-32450	100	Expenses	Contract Services	\$ (36,884)	\$ (42,777)	\$ (84,474)	\$ (49,067)	\$ (85,000)	\$ -
CD 100-27-255 (Building Inspector)	100-27-255-33350	100	Expenses	Travel & Training Expense	\$ (2,635)	\$ (4,319)	\$ (10,000)	\$ (9,877)	\$ (10,000)	\$ -
CD 100-27-255 (Building Inspector)	100-27-255-33351	100	Expenses	Vehicle Fuel Costs	\$ (5,608)	\$ (5,171)	\$ (5,789)	\$ (4,055)	\$ (6,000)	\$ -
CD 100-27-255 (Building Inspector)	100-27-255-33360	100	Expenses	Motor Pool Expense	\$ (19,301)	\$ (17,917)	\$ (22,487)	\$ (9,515)	\$ (22,534)	\$ -
CD 100-27-255 (Building Inspector)	100-27-255-53030	100	Expenses	Capital Equipment, \$5,000+	\$ -	\$ (6,410)	\$ -	\$ -	\$ -	\$ -
Building Inspector Revenue Total					\$ 159,059	\$ 222,799	\$ 161,310	\$ 203,525	\$ 170,000	\$ -
Building Inspector Expenditure Total					\$ (405,088)	\$ (485,320)	\$ (530,206)	\$ (418,630)	\$ (699,394)	\$ -
Building Inspector General Fund Contribution					\$ 246,029	\$ 262,521	\$ 368,896	\$ 215,105	\$ 529,394	\$ -
CD 107-27-194 (Geothermal)	107-27-194-17010	107	Revenues	Miscellaneous Revenue	\$ 118,786	\$ 181,831	\$ 200,000	\$ 36,445	\$ 200,000	\$ -
CD 107-27-194 (Geothermal)	107-27-194-52015	107	Expenses	Geothermal Projects	\$ (101,570)	\$ (112,775)	\$ (200,000)	\$ (80,645)	\$ (200,000)	\$ -
Geothermal Revenue Total					\$ 118,786	\$ 181,831	\$ 200,000	\$ 36,445	\$ 200,000	\$ -
Geothermal Expenditure Total					\$ (101,570)	\$ (112,775)	\$ (200,000)	\$ (80,645)	\$ (200,000)	\$ -
Geothermal Use of Fund Balance					\$ 17,216	\$ 69,056	\$ -	\$ (44,200)	\$ -	\$ -
CD 148-27-250 (Cert. Access SPecialist)	148-27-255-14010	148	Revenues	Interest Income	\$ 64	\$ 36	\$ -	\$ 14	\$ -	\$ -
CD 148-27-250 (Cert. Access SPecialist)	148-27-255-16151	148	Revenues	Business License Casp Fee	\$ 2,640	\$ 3,314	\$ 2,000	\$ 1,406	\$ 2,000	\$ -
CD 148-27-250 (Cert. Access SPecialist)	148-27-255-33350	148	Expenses	Travel & Training Expense	\$ (3,691)	\$ (1,058)	\$ (2,000)	\$ -	\$ (2,000)	\$ -
CD 148-27-250 (Cert. Access SPecialist)	148-27-255-60100	148	Expenses	Operating Transfers Out	\$ -	\$ -	\$ -	\$ -	\$ -	\$ -
Certified Access SPecialist Revenue Total					\$ 2,705	\$ 3,350	\$ 2,000	\$ 1,420	\$ 2,000	\$ -
Certified Access SPecialist Expenditure Total					\$ (3,691)	\$ (1,058)	\$ (2,000)	\$ -	\$ (2,000)	\$ -
Certified Access Specialist Use of Fund Balance					\$ (986)	\$ 2,292	\$ -	\$ 1,420	\$ -	\$ -

**Community Development
FY2022-23 Budget Workshop**

Proposal	Account String	Fund	Type	Account Name	FY 2019-20	FY 2020-21	FY 2021-22	FY 2021-22	FY 2022-23	FY 2022-23 CAO
					Actuals	Actuals	Amended Budget	Actuals YTD	Departmental Request	Recommended
CD 170-27-252 (Beautification Fund)	170-27-252-14010	170	Revenues	Interest Income	\$ 1,792	\$ 1,160	\$ -	\$ 301	\$ -	\$ -
CD 170-27-252 (Beautification Fund)	170-27-252-17010	170	Revenues	Miscellaneous Revenue	\$ 10,250	\$ 14,250	\$ -	\$ 24,000	\$ -	\$ -
CD 170-27-252 (Beautification Fund)	170-27-252-20010	170	Expenses	Expenditures	\$ -	\$ 1,583	\$ -	\$ -	\$ -	\$ -
Beautification Fund Revenue Total					\$ 12,042	\$ 15,410	\$ -	\$ 24,301	\$ -	\$ -
Beautification Fund Expenditure Total					\$ -	\$ 1,583	\$ -	\$ -	\$ -	\$ -
Beautification Fund Use of Fund Balance					\$ 12,042	\$ 16,994	\$ -	\$ 24,301	\$ -	\$ -
CD 187-27-250 (CDD Grants)	187-27-250-14010	187	Revenues	Interest Income	\$ (547)	\$ 813	\$ -	\$ 200	\$ -	\$ -
CD 187-27-250 (CDD Grants)	187-27-250-15819	187	Revenues	Fed: Misc Fed Grants	\$ 55,167	\$ 2,179	\$ 5,000	\$ 847	\$ -	\$ -
CD 187-27-250 (CDD Grants)	187-27-250-15900	187	Revenues	Oth: Other Govt Agencies	\$ 149,294	\$ 2,891	\$ 378,414	\$ -	\$ 504,415	\$ -
CD 187-27-250 (CDD Grants)	187-27-250-21100	187	Expenses	Salary And Wages	\$ (13,338)	\$ (1,066)	\$ (35,000)	\$ -	\$ (61,929)	\$ -
CD 187-27-250 (CDD Grants)	187-27-250-22100	187	Expenses	Employee Benefits	\$ (5,716)	\$ -	\$ -	\$ -	\$ -	\$ -
CD 187-27-250 (CDD Grants)	187-27-250-32450	187	Expenses	Contract Services	\$ (139,899)	\$ -	\$ (348,414)	\$ (73,917)	\$ (442,486)	\$ -
CDD Grants Revenue Total					\$ 203,913	\$ 5,883	\$ 383,414	\$ 1,047	\$ 504,415	\$ -
CDD Grants Expenditure Total					\$ (158,953)	\$ (1,066)	\$ (383,414)	\$ (73,917)	\$ (504,415)	\$ -
CDD Grants Use of Fund Balance					\$ 44,960	\$ 4,817	\$ -	\$ (72,870)	\$ -	\$ -
Total Department Expenditures					\$ (2,157,919)	\$ (1,978,834)	\$ (2,663,647)	\$ (1,793,870)	\$ (2,936,643)	\$ -
Total Grant / Earned / Govt Revenues					\$ 757,224	\$ 622,266	\$ 1,043,214	\$ 349,221	\$ 1,072,705	\$ -
Total Use of Fund Balance					\$ 73,233	\$ 93,158	\$ -	\$ (91,349)	\$ -	\$ -
Total General Fund Contribution					\$ 1,473,929	\$ 1,449,727	\$ 1,620,433	\$ 1,353,299	\$ 1,863,938	\$ -

COUNTY COUNSEL

Stacey Simon
County Counsel

To provide the highest quality legal representation and risk management services in a manner that reduces the County’s exposure to liability, conserves financial resources, and supports the delivery of outstanding government services to the public.

BUDGET AT A GLANCE	FY2022-23
Total Expenditures	(\$4,146,212)
Total Grant / Earned / Govt Revenues	\$2,573,359
Total Use of Fund Balance	\$281,432
<hr/>	
Total General Fund Contribution	\$1,286,420
Total Staff	6.22 FTE
% Funded by General Fund	31.0%

DEPARTMENT SERVICES OVERVIEW

County Counsel. The Office of the County Counsel is in-house legal counsel, and performs risk management functions, for the County of Mono and other entities within County government. The office also provides legal services to special districts upon request and to the Civil Grand Jury.

CHALLENGES, ISSUES & OPPORTUNITIES

Key challenges for the County Administration Department during FY2022-23 include:

- Supporting all levels, of the County workforce during a time of unprecedented uncertainty.
- Continuing the mitigation of, and response to, the COVID-19 pandemic.
- Stewardship of County resources during the continued economic downturn.
- Solving vacancies at the senior staff and other levels; and,
- Addressing the ongoing need for additional workforce housing throughout Mono County.

For more information, call (760) 932-1700, or visit <https://monocounty.ca.gov/counsel>

REQUESTED BUDGET CHANGES FOR FY2022-23

- Minor increases for inflation
- Increase in training budget to reflect two new employees in the department
- Continuation of 3-month internship position approved in last year’s budget

ACCOMPLISHMENTS AND OBJECTIVES

FY2021-22 Accomplishments

- Represented County in twelve civic cases in both state and federal court, ranging from challenges to County’s COVID regulations to code enforcement matters to litigation against the City of Los Angeles over the provision of water in Long Valley. Each of those cases is either still pending or was resolved favorably to the County. Also represent County in multiple child and adult protective services cases.
- Overhauled at-will contract system in response to Board direction by creating evergreen contract templates that focus on performance-based management for use with all at-will position going forward.
- Drafted and facilitated the adoption of policies to improve county operations and employee wellness including, but not limited to: Lactation Policy; Remote Work Policy; Dependent Care Policy; updated Management Compensation Policy.
- Developed and implemented countywide safety and wellness procedures related to COVID-19 and the Civic Center.

FY2022-23 Objectives

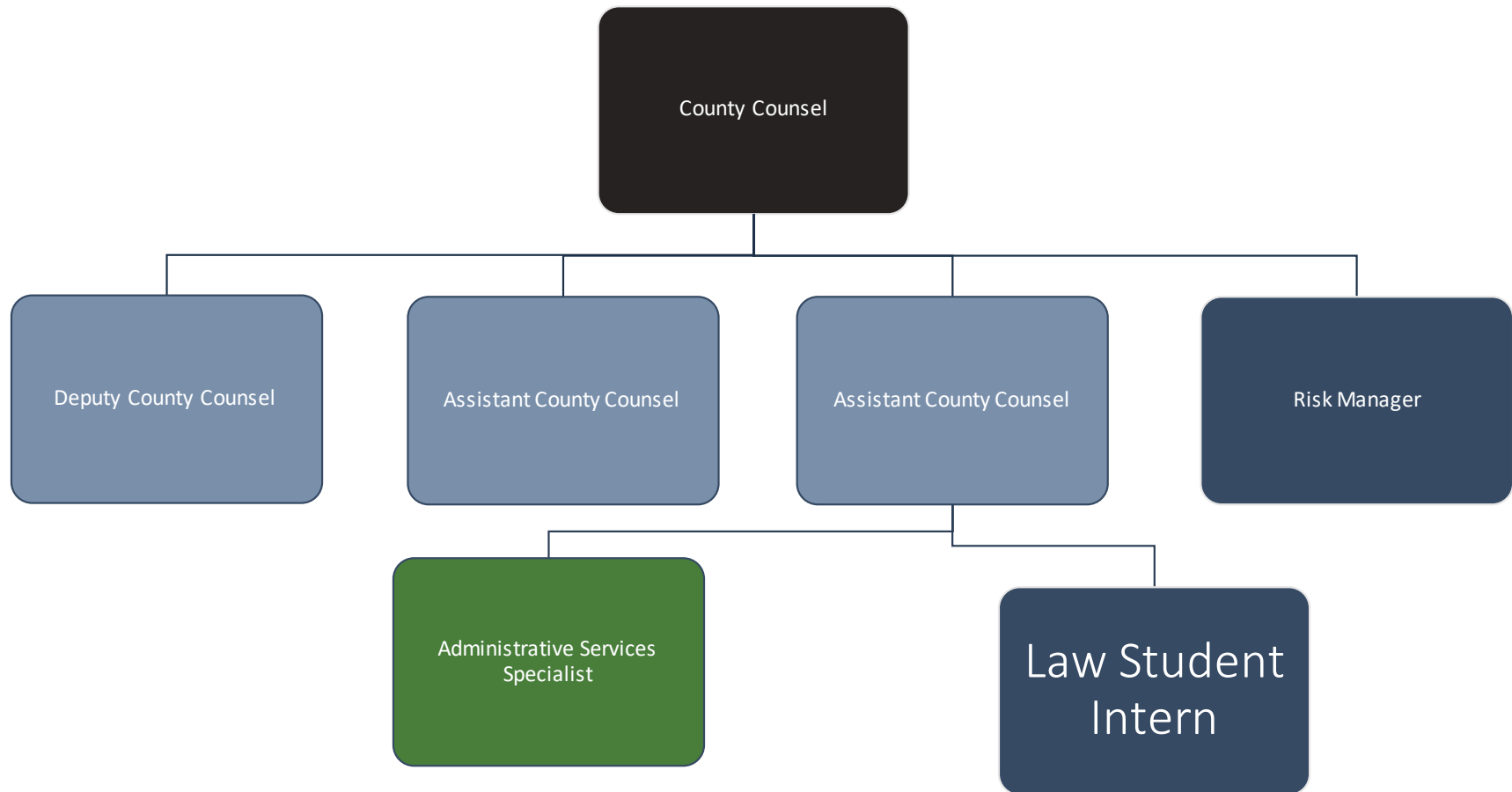
- Achieve full County Counsel’s office staffing.
- Maintain excellence of legal representation and service to the County.

- Support transition to a fully staffed and highly functional human resources department by, among other things, continuing to assist with policy development, training and the provision of sound legal advice.
- Support various high priority County initiatives including the construction of a new jail facility, affordable housing opportunities, transition of the County's solid waste program away from in-County landfilling, and other initiatives.



County Counsel

Departmental Organizational Chart



**County Council
FY2022-23 Budget Workshop**

Proposal	Account String	Fund	Type	Account Name	FY 2019-20	FY 2020-21	FY 2021-22	FY 2021-22	FY 2022-23	FY 2022-23 CAO
					Actuals	Actuals	Amended Budget	Actuals YTD	Departmental Request	Recommended
CC 100-13-120 (County Counsel)	100-13-120-15900	100	Revenues	Oth: Other Govt Agencies	\$ 1,000	\$ 300	\$ -	\$ -	\$ -	\$ -
CC 100-13-120 (County Counsel)	100-13-120-16010	100	Revenues	Prop Tax Admin & Collection Fe	\$ 5,922	\$ 1,957	\$ 5,922	\$ 1,285	\$ 3,000	\$ -
CC 100-13-120 (County Counsel)	100-13-120-16371	100	Revenues	Professional Service Fees	\$ -	\$ 19,464	\$ 15,000	\$ 960	\$ 2,000	\$ -
CC 100-13-120 (County Counsel)	100-13-120-17010	100	Revenues	Miscellaneous Revenue	\$ -	\$ -	\$ -	\$ 240	\$ -	\$ -
CC 100-13-120 (County Counsel)	100-13-120-21100	100	Expenses	Salary And Wages	\$ (616,510)	\$ (616,902)	\$ (697,457)	\$ (588,208)	\$ (693,859)	\$ -
CC 100-13-120 (County Counsel)	100-13-120-22100	100	Expenses	Employee Benefits	\$ (88,414)	\$ (86,120)	\$ (78,872)	\$ (67,135)	\$ (31,533)	\$ -
CC 100-13-120 (County Counsel)	100-13-120-22110	100	Expenses	Employee Benefits - Health (Med/Dent/Vis)	\$ (69,084)	\$ (48,216)	\$ (63,324)	\$ (46,414)	\$ (107,708)	\$ -
CC 100-13-120 (County Counsel)	100-13-120-22120	100	Expenses	Employee Benefits - PERS (ER Portion)	\$ (165,432)	\$ (171,540)	\$ (183,895)	\$ (152,992)	\$ (246,594)	\$ -
CC 100-13-120 (County Counsel)	100-13-120-30280	100	Expenses	Telephone/Communications	\$ (3,600)	\$ (3,162)	\$ (3,600)	\$ (2,027)	\$ (1,800)	\$ -
CC 100-13-120 (County Counsel)	100-13-120-30500	100	Expenses	Workers' Comp Ins Expense	\$ (6,890)	\$ (6,240)	\$ (6,841)	\$ (6,841)	\$ (6,543)	\$ -
CC 100-13-120 (County Counsel)	100-13-120-30510	100	Expenses	Liability Insurance Expense	\$ (3,983)	\$ (3,738)	\$ (4,778)	\$ (4,778)	\$ (5,073)	\$ -
CC 100-13-120 (County Counsel)	100-13-120-31700	100	Expenses	Membership Fees	\$ (5,581)	\$ (4,661)	\$ (6,500)	\$ (4,501)	\$ (6,500)	\$ -
CC 100-13-120 (County Counsel)	100-13-120-32000	100	Expenses	Office Expense	\$ (6,863)	\$ (5,974)	\$ (7,000)	\$ (5,345)	\$ (7,000)	\$ -
CC 100-13-120 (County Counsel)	100-13-120-32010	100	Expenses	TECHNOLOGY EXPENSES	\$ (5,850)	\$ (5,765)	\$ (9,488)	\$ (9,487)	\$ (12,704)	\$ -
CC 100-13-120 (County Counsel)	100-13-120-32030	100	Expenses	Copier Pool	\$ -	\$ -	\$ -	\$ -	\$ (2,680)	\$ -
CC 100-13-120 (County Counsel)	100-13-120-32390	100	Expenses	Legal Services	\$ (35,901)	\$ (65,106)	\$ (70,000)	\$ (23,242)	\$ (50,000)	\$ -
CC 100-13-120 (County Counsel)	100-13-120-32450	100	Expenses	Contract Services	\$ (266)	\$ (726)	\$ (2,000)	\$ -	\$ (2,000)	\$ -
CC 100-13-120 (County Counsel)	100-13-120-32950	100	Expenses	Rents & Leases - Real Property	\$ (64,201)	\$ -	\$ -	\$ -	\$ -	\$ -
CC 100-13-120 (County Counsel)	100-13-120-33120	100	Expenses	Special Department Expense	\$ (13,534)	\$ (15,239)	\$ (13,500)	\$ (12,840)	\$ (13,750)	\$ -
CC 100-13-120 (County Counsel)	100-13-120-33350	100	Expenses	Travel & Training Expense	\$ (8,911)	\$ (4,313)	\$ (10,000)	\$ (8,684)	\$ (15,000)	\$ -
CC 100-13-120 (County Counsel)	100-13-120-33351	100	Expenses	Vehicle Fuel Costs	\$ (766)	\$ (401)	\$ (2,000)	\$ (48)	\$ (2,000)	\$ -
CC 100-13-120 (County Counsel)	100-13-120-33360	100	Expenses	Motor Pool Expense	\$ (2,582)	\$ (1,716)	\$ (2,452)	\$ (304)	\$ (3,460)	\$ -
CC 100-13-120 (County Counsel)	100-13-120-33602	100	Expenses	Civic Center Utilities	\$ -	\$ (4,385)	\$ (4,900)	\$ (3,220)	\$ (4,900)	\$ -
CC 100-13-120 (County Counsel)	100-13-120-60100	100	Expenses	Operating Transfers Out	\$ -	\$ (79,682)	\$ (79,116)	\$ (65,964)	\$ -	\$ -
CC 100-13-120 (County Counsel)	100-13-120-60110	100	Expenses	Civic Center Rent	\$ -	\$ -	\$ -	\$ -	\$ (78,316)	\$ -
County Council Revenue Total					\$ 6,922	\$ 21,721	\$ 20,922	\$ 2,485	\$ 5,000	\$ -
County Council Expenditure Total					\$ (1,098,367)	\$ (1,123,887)	\$ (1,245,723)	\$ (1,002,029)	\$ (1,291,420)	\$ -
County Council General Fund Contribution					\$ 1,091,445	\$ 1,102,166	\$ 1,224,801	\$ 999,544	\$ 1,286,420	\$ -
CC 156-21-078 (Law Library)	156-21-078-14010	156	Revenues	Interest Income	\$ 718	\$ 460	\$ -	\$ 122	\$ -	\$ -
CC 156-21-078 (Law Library)	156-21-078-17010	156	Revenues	Miscellaneous Revenue	\$ 3,934	\$ 4,793	\$ 3,000	\$ 4,516	\$ 3,000	\$ -
CC 156-21-078 (Law Library)	156-21-078-20010	156	Expenses	Expenditures	\$ -	\$ -	\$ (13,150)	\$ (6,310)	\$ (13,150)	\$ -
Law Library Revenue Total					\$ 4,653	\$ 5,253	\$ 3,000	\$ 4,638	\$ 3,000	\$ -
Law Library Expenditure Total					\$ -	\$ -	\$ (13,150)	\$ (6,310)	\$ (13,150)	\$ -
Law Library Use of Fund Balance					\$ 4,653	\$ 5,253	\$ (10,150)	\$ (1,672)	\$ (10,150)	\$ -

**County Council
FY2022-23 Budget Workshop**

Proposal	Account String	Fund	Type	Account Name	FY 2019-20	FY 2020-21	FY 2021-22	FY 2021-22	FY 2022-23	FY 2022-23 CAO
					Actuals	Actuals	Amended Budget	Actuals YTD	Departmental Request	Recommended
CC 652-10-30 (Insurance ISF)	652-10-300-14010	652	Revenues	Interest Income	\$ 14,862	\$ 8,602	\$ -	\$ 1,684	\$ 1,684	\$ -
CC 652-10-30 (Insurance ISF)	652-10-300-14020	652	Revenues	Unrealized Gain/Loss	\$ 766,680	\$ 1,041,603	\$ -	\$ -	\$ -	\$ -
CC 652-10-30 (Insurance ISF)	652-10-300-16610	652	Revenues	Insurance Loss Prevention Subs	\$ 10,000	\$ -	\$ 10,000	\$ 10,000	\$ 10,000	\$ -
CC 652-10-30 (Insurance ISF)	652-10-300-17110	652	Revenues	Employee Wellness Contribution	\$ 32,842	\$ 30,899	\$ 40,603	\$ 28,855	\$ 27,000	\$ -
CC 652-10-30 (Insurance ISF)	652-10-300-17121	652	Revenues	Dept Insurance Revenue	\$ 2,192,301	\$ 2,159,441	\$ 2,214,025	\$ 2,214,025	\$ 2,261,675	\$ -
CC 652-10-30 (Insurance ISF)	652-10-300-17125	652	Revenues	Dental Premium Revenue	\$ -	\$ -	\$ -	\$ 21,706	\$ 270,000	\$ -
CC 652-10-30 (Insurance ISF)	652-10-300-21100	652	Expenses	Salary And Wages	\$ (92,004)	\$ (93,455)	\$ (101,381)	\$ (91,545)	\$ (114,981)	\$ -
CC 652-10-30 (Insurance ISF)	652-10-300-22100	652	Expenses	Employee Benefits	\$ (13,818)	\$ (14,126)	\$ (12,553)	\$ (12,103)	\$ (6,263)	\$ -
CC 652-10-30 (Insurance ISF)	652-10-300-22110	652	Expenses	Employee Benefits - Health (Med/Dent/Vis)	\$ (9,605)	\$ (8,244)	\$ (7,704)	\$ (7,337)	\$ (9,513)	\$ -
CC 652-10-30 (Insurance ISF)	652-10-300-22120	652	Expenses	Employee Benefits - PERS (ER Portion)	\$ (26,159)	\$ (26,615)	\$ (28,854)	\$ (24,585)	\$ (30,163)	\$ -
CC 652-10-30 (Insurance ISF)	652-10-300-30280	652	Expenses	Telephone/Communications	\$ (900)	\$ (882)	\$ (900)	\$ (779)	\$ (900)	\$ -
CC 652-10-30 (Insurance ISF)	652-10-300-30500	652	Expenses	Workers' Comp Ins Expense	\$ (1,167,356)	\$ (1,262,330)	\$ (1,251,551)	\$ (1,251,551)	\$ (1,434,303)	\$ -
CC 652-10-30 (Insurance ISF)	652-10-300-30510	652	Expenses	Liability Insurance Expense	\$ (720,197)	\$ (758,620)	\$ (730,098)	\$ (730,098)	\$ (828,681)	\$ -
CC 652-10-30 (Insurance ISF)	652-10-300-32000	652	Expenses	Office Expense	\$ (134)	\$ -	\$ (200)	\$ (54)	\$ (100)	\$ -
CC 652-10-30 (Insurance ISF)	652-10-300-32450	652	Expenses	Contract Services	\$ (61,214)	\$ (24,387)	\$ (95,000)	\$ (40,869)	\$ (70,000)	\$ -
CC 652-10-30 (Insurance ISF)	652-10-300-33120	652	Expenses	Special Department Expense	\$ (671)	\$ (2,239)	\$ (10,000)	\$ (4,267)	\$ (15,000)	\$ -
CC 652-10-30 (Insurance ISF)	652-10-300-33350	652	Expenses	Travel & Training Expense	\$ (224)	\$ -	\$ (3,500)	\$ (999)	\$ (3,500)	\$ -
CC 652-10-30 (Insurance ISF)	652-10-300-33360	652	Expenses	Motor Pool Expense	\$ (42)	\$ -	\$ (1,500)	\$ (63)	\$ (1,100)	\$ -
CC 652-10-30 (Insurance ISF)	652-10-300-35100	652	Expenses	Liability Claims	\$ (407,466)	\$ 228,330	\$ -	\$ -	\$ -	\$ -
CC 652-10-30 (Insurance ISF)	652-10-300-35120	652	Expenses	Dental Claims	\$ -	\$ -	\$ -	\$ (17,288)	\$ (270,000)	\$ -
CC 652-10-30 (Insurance ISF)	652-10-300-72960	652	Expenses	A-87 Indirect Costs	\$ (9,359)	\$ (54,417)	\$ (53,135)	\$ (37,072)	\$ (57,138)	\$ -
Insurance ISF Revenue Total					\$ 3,016,685	\$ 3,240,544	\$ 2,264,628	\$ 2,276,270	\$ 2,570,359	\$ -
Insurance ISF Expenditure Total					\$ (2,509,147)	\$ (2,016,984)	\$ (2,296,376)	\$ (2,218,610)	\$ (2,841,641)	\$ -
Insurance ISF Use of Fund Balance					\$ 507,539	\$ 1,223,560	\$ (31,748)	\$ 57,660	\$ (271,282)	\$ -
Total Department Expenditures					\$ (3,607,514)	\$ (3,140,871)	\$ (3,555,249)	\$ (3,226,950)	\$ (4,146,212)	\$ -
Total Grant / Earned / Govt Revenues					\$ 3,021,338	\$ 3,245,798	\$ 2,267,628	\$ 2,280,908	\$ 2,573,359	\$ -
Total Use of Fund Balance					\$ 512,192	\$ 1,228,813	\$ (41,898)	\$ 55,988	\$ (281,432)	\$ -
Total General Fund Contribution					\$ 1,091,445	\$ 1,102,166	\$ 1,224,801	\$ 999,544	\$ 1,286,420	\$ -

DISTRICT ATTORNEY

Tim Kendall
District Attorney

To vindicate the rights of crime victims, witnesses, and persons accused of crime while seeking to achieve impartial justice and ensure that the guilty are punished and the innocent are freed while treating all persons involved in the criminal justice system with fairness, dignity, and respect

BUDGET AT A GLANCE	FY2022-23
Total Expenditures	(\$2,394,444)
Total Grant / Earned / Govt Revenues	\$780,550
Total Use of Fund Balance	\$0
Total General Fund Contribution	\$1,613,894
Total Staff	12.00 FTE
% Funded by General Fund	67.4%

DEPARTMENT SERVICES OVERVIEW

District Attorney. In The Office of the District Attorney is an independent constitutionally mandated county office with the primary purpose of promoting and protecting the public peace and safety of our residents and visitors. The Office is divided into three separate divisions which include: 1) Attorneys/Prosecutors staff; 2) Investigative Unit; and 3) Victim/Witness and Administrative Staff. These three divisions serve the community in numerous different ways. In part, the Office provides the following services:1) Investigation and Prosecution of all crimes committed within the County; 2) Serves as the County’s Public Administrator; 3) Grand Jury Advisor; 4) Advocate for Victims and Witnesses of crimes; 5) Enforcement of Civil and Environmental Laws; 6) Assist in restraining orders; 7) Provide legal counseling and referrals; 8) Trainers to allied agencies; 9) Assist other county departments with personnel and sometimes criminal issues; 10) Assist other counties in the state with investigation and prosecution services and;11) Participates in numerous multi agency and community solution groups.

CHALLENGES, ISSUES & OPPORTUNITIES

Key challenges for the District Attorney during FY2022-23 include:

- The department is primarily crime driven and given changing times, continued adjustments in the justice laws, added with covid related crimes and the ever-fluctuating covid impacts, the ability to predict, keep up with, and maintain the fluctuating but increasing case-loads presents significant challenges to personnel management, work load management, and cost management to continue providing for high level and effective mandated services.

For more information, call (760) 932-5550, or visit <https://monocountydistrictattorney.org/da>

REQUESTED BUDGET CHANGES FOR FY2022-23

- The Office of the District Attorney does not have any major requests for budget modifications. Instead, there are a few minor changes associated with a combination of inflation as well as the return to in-person court and in-person mandatory continuing education requirements. The requested modifications are listed below by category:
- Vehicle Fuel - \$4,000 increase – This request is due to fuel cost increases in the last year and the return to in-person court and training.
- Travel and Training - \$5,000 increase – This request is due to the return of in-person trainings that were suspended during the last two years. Every employee of the Office of the District Attorney has state-mandated continuing education that must be completed to keep employment and license requirements current. Even though this current budget year was still a “Covid” year, we will exceed our training budget due to required mandatory training hours. Further, the Office expects this cost to increase next year due to increased cost of travel as well as employees catching up on training missed over the past two years.

- Technology - \$6,000 increase – Due to the volume of cases including several homicides which occurred over the past few years, the Office is requiring additional storage in order to comply with discovery obligations under the law. This year, we surpassed the allowable storage under our current vendor plan with Karpel Case Management Systems and are being required to move to a higher priced plan. In addition, the Office will also be charged an additional \$2,000 annual expense to be compatible with a new Mono County Superior Court case management system. The court will require e-filings and for our Case Management system to be compatible, the additional upgrade/fee will be required.
- Office Expense – This request is for approximately \$2,000 and is attributed to the increase in the cost of supplies. Office supply prices have risen sharply in the past year and the additional funding will ensure adequate resources to supply 2 office locations.
- Telephone – This expense will be an anticipated decrease in the budget request of approximately \$700 due to a conversion and fee-splitting with another department.

ACCOMPLISHMENTS AND OBJECTIVES

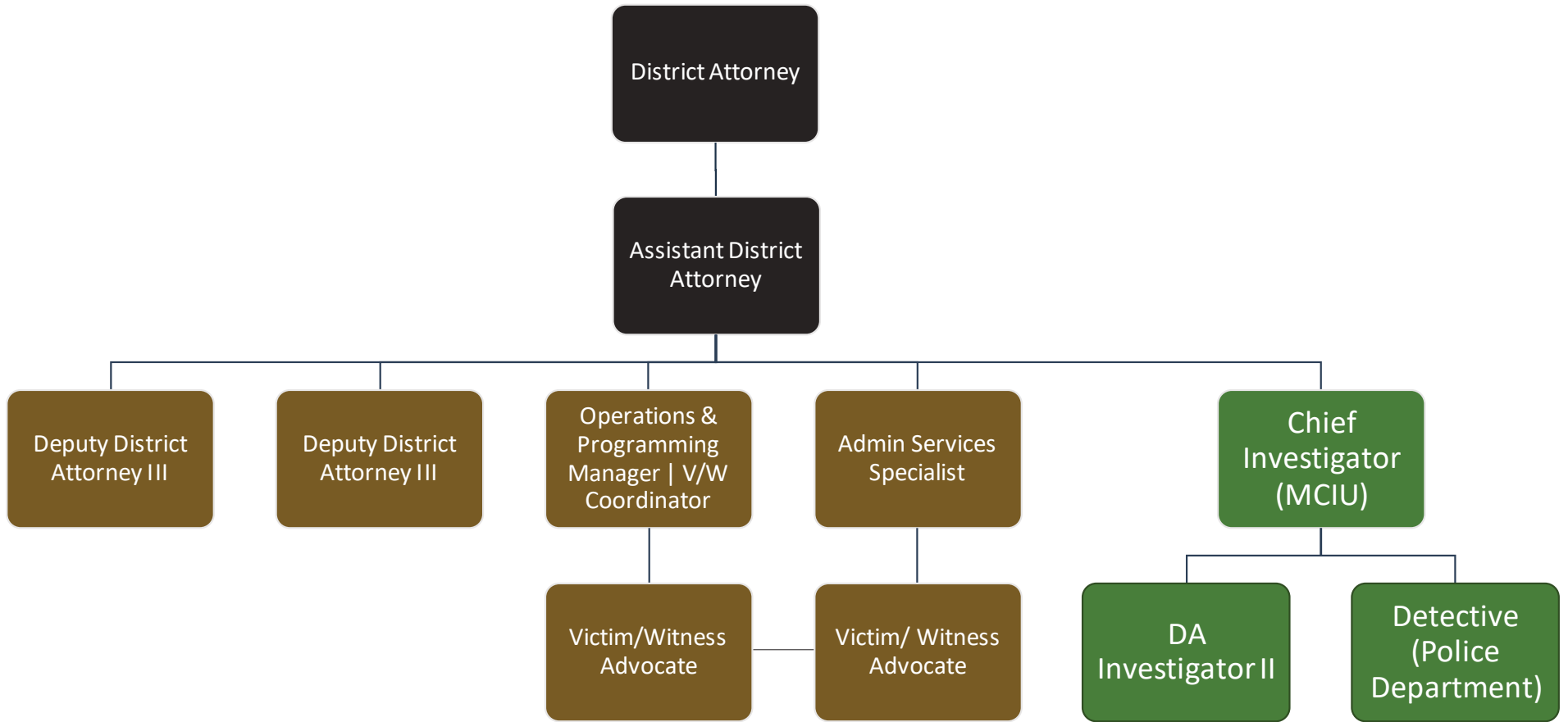
FY2022-23 Objectives

- No new projects are proposed. The only goals for this budget year, is to assure that mandatory functions are being performed, counted, and measured. Non-mandated services will be attempted but not at the detriment of the core and mandated services. Measurements of our mandated services will be stat driven and monitored through stats and survey data to ensure compliance, completion, and service satisfaction.



DISTRICT ATTORNEY

Departmental Organizational Chart



DIVISIONS

Prosecution Investigations

**District Attorney
FY2022-23 Budget Workshop**

Proposal	Account String	Fund	Type	Account Name	FY 2019-20	FY 2020-21	FY 2021-22	FY 2021-22	FY 2022-23	FY 2022-23 CAO
					Actuals	Actuals	Amended Budget	Actuals YTD	Departmental Request	Recommended
DA 100-21-430 (District Attorney)	100-21-430-15091	100	Revenues	St: Motor Veh-Theft Prevention	\$ 15,210	\$ 16,091	\$ 15,000	\$ 7,704	\$ 15,000	\$ -
DA 100-21-430 (District Attorney)	100-21-430-15300	100	Revenues	St: Cops	\$ 5,868	\$ 5,895	\$ 5,900	\$ 5,469	\$ 5,900	\$ -
DA 100-21-430 (District Attorney)	100-21-430-15310	100	Revenues	St: Pub Safety-Prop 172 Sales	\$ 141,786	\$ 172,156	\$ 159,975	\$ 134,919	\$ 198,338	\$ -
DA 100-21-430 (District Attorney)	100-21-430-15437	100	Revenues	Realignment Backfill Support	\$ -	\$ 376	\$ -	\$ -	\$ -	\$ -
DA 100-21-430 (District Attorney)	100-21-430-15443	100	Revenues	St: 2011 Realignment	\$ 6,146	\$ 6,499	\$ 5,550	\$ 7,821	\$ 7,166	\$ -
DA 100-21-430 (District Attorney)	100-21-430-16052	100	Revenues	Description pending	\$ -	\$ 10,000	\$ -	\$ -	\$ -	\$ -
DA 100-21-430 (District Attorney)	100-21-430-16199	100	Revenues	Charges for Services - Interfund Transfers	\$ -	\$ -	\$ 10,000	\$ -	\$ 10,000	\$ -
DA 100-21-430 (District Attorney)	100-21-430-16251	100	Revenues	District Attorney - Nsf Fees	\$ -	\$ -	\$ 100	\$ -	\$ -	\$ -
DA 100-21-430 (District Attorney)	100-21-430-16270	100	Revenues	Welfare Fraud Investigation Re	\$ 50,000	\$ 50,000	\$ 50,000	\$ 37,500	\$ 50,000	\$ -
DA 100-21-430 (District Attorney)	100-21-430-16280	100	Revenues	Discovery Fees	\$ 170	\$ 190	\$ 250	\$ 155	\$ 200	\$ -
DA 100-21-430 (District Attorney)	100-21-430-18100	100	Revenues	Operating Transfers In	\$ 5,500	\$ -	\$ -	\$ -	\$ 106,325	\$ -
DA 100-21-430 (District Attorney)	100-21-430-21100	100	Expenses	Salary And Wages	\$ (799,627)	\$ (778,551)	\$ (797,426)	\$ (761,154)	\$ (953,253)	\$ -
DA 100-21-430 (District Attorney)	100-21-430-21120	100	Expenses	Overtime	\$ (7,047)	\$ (784)	\$ (6,000)	\$ (5,251)	\$ (6,000)	\$ -
DA 100-21-430 (District Attorney)	100-21-430-22100	100	Expenses	Employee Benefits	\$ (103,417)	\$ (73,329)	\$ (69,359)	\$ (88,267)	\$ (40,073)	\$ -
DA 100-21-430 (District Attorney)	100-21-430-22110	100	Expenses	Employee Benefits - Health (Med/Dent/Vis)	\$ (127,276)	\$ (116,768)	\$ (98,880)	\$ (102,737)	\$ (122,702)	\$ -
DA 100-21-430 (District Attorney)	100-21-430-22120	100	Expenses	Employee Benefits - PERS (ER Portion)	\$ (328,531)	\$ (332,382)	\$ (368,424)	\$ (341,997)	\$ (443,152)	\$ -
DA 100-21-430 (District Attorney)	100-21-430-30280	100	Expenses	Telephone/Communications	\$ (11,086)	\$ (6,266)	\$ (8,539)	\$ (5,111)	\$ (8,311)	\$ -
DA 100-21-430 (District Attorney)	100-21-430-30500	100	Expenses	Workers' Comp Ins Expense	\$ (66,153)	\$ (55,573)	\$ (58,715)	\$ (56,711)	\$ (50,878)	\$ -
DA 100-21-430 (District Attorney)	100-21-430-30510	100	Expenses	Liability Insurance Expense	\$ (9,101)	\$ (7,800)	\$ (11,216)	\$ (10,323)	\$ (11,771)	\$ -
DA 100-21-430 (District Attorney)	100-21-430-31010	100	Expenses	Jury And Witness Expense	\$ (5,814)	\$ (2,024)	\$ (32,000)	\$ (7,875)	\$ (32,000)	\$ -
DA 100-21-430 (District Attorney)	100-21-430-31700	100	Expenses	Membership Fees	\$ (5,249)	\$ (5,873)	\$ (5,800)	\$ (5,480)	\$ (5,800)	\$ -
DA 100-21-430 (District Attorney)	100-21-430-32000	100	Expenses	Office Expense	\$ (17,900)	\$ (7,355)	\$ (11,811)	\$ (10,909)	\$ (14,000)	\$ -
DA 100-21-430 (District Attorney)	100-21-430-32010	100	Expenses	TECHNOLOGY EXPENSES	\$ (8,843)	\$ (12,123)	\$ (28,439)	\$ (16,040)	\$ (19,783)	\$ -
DA 100-21-430 (District Attorney)	100-21-430-32030	100	Expenses	Copier Pool	\$ -	\$ -	\$ -	\$ -	\$ (5,417)	\$ -
DA 100-21-430 (District Attorney)	100-21-430-32450	100	Expenses	Contract Services	\$ (25,422)	\$ (30,000)	\$ (30,000)	\$ -	\$ (30,000)	\$ -
DA 100-21-430 (District Attorney)	100-21-430-32500	100	Expenses	Professional & Specialized Ser	\$ (5,500)	\$ -	\$ -	\$ -	\$ -	\$ -
DA 100-21-430 (District Attorney)	100-21-430-32800	100	Expenses	Publications & Legal Notices	\$ (14,945)	\$ (11,826)	\$ (12,500)	\$ (8,161)	\$ (12,500)	\$ -
DA 100-21-430 (District Attorney)	100-21-430-32950	100	Expenses	Rents & Leases - Real Property	\$ (142,589)	\$ 51,325	\$ -	\$ -	\$ -	\$ -
DA 100-21-430 (District Attorney)	100-21-430-33120	100	Expenses	Special Department Expense	\$ (7,667)	\$ (7,171)	\$ (6,000)	\$ (7,347)	\$ (7,000)	\$ -
DA 100-21-430 (District Attorney)	100-21-430-33350	100	Expenses	Travel & Training Expense	\$ (11,141)	\$ (10,177)	\$ (10,000)	\$ (10,802)	\$ (15,000)	\$ -
DA 100-21-430 (District Attorney)	100-21-430-33351	100	Expenses	Vehicle Fuel Costs	\$ (10,270)	\$ (8,037)	\$ (8,000)	\$ (6,442)	\$ (12,000)	\$ -
DA 100-21-430 (District Attorney)	100-21-430-33360	100	Expenses	Motor Pool Expense	\$ (32,442)	\$ (21,464)	\$ (17,638)	\$ (10,638)	\$ (33,249)	\$ -
DA 100-21-430 (District Attorney)	100-21-430-33602	100	Expenses	Civic Center Utilities	\$ -	\$ (9,689)	\$ (10,855)	\$ (7,116)	\$ (10,855)	\$ -
DA 100-21-430 (District Attorney)	100-21-430-60100	100	Expenses	Operating Transfers Out	\$ -	\$ (176,075)	\$ (76,380)	\$ (145,762)	\$ -	\$ -
DA 100-21-430 (District Attorney)	100-21-430-60110	100	Expenses	Civic Center Rent	\$ -	\$ -	\$ -	\$ -	\$ (173,079)	\$ -
DA 100-21-430 (District Attorney)	100-21-430-70500	100	Expenses	Credit Card Clearing Account	\$ 31	\$ -	\$ -	\$ -	\$ -	\$ -
District Attorney Revenue Total					\$ 224,679	\$ 261,206	\$ 246,775	\$ 193,567	\$ 392,929	\$ -
District Attorney Expenditure Total					\$ (1,739,989)	\$ (1,621,941)	\$ (1,667,982)	\$ (1,608,120)	\$ (2,006,823)	\$ -
District Attorney General Fund Contribution					\$ 1,515,309	\$ 1,360,735	\$ 1,421,207	\$ 1,414,553	\$ 1,613,894	\$ -

**District Attorney
FY2022-23 Budget Workshop**

Proposal	Account String	Fund	Type	Account Name	FY 2019-20	FY 2020-21	FY 2021-22	FY 2021-22	FY 2022-23	FY 2022-23 CAO
					Actuals	Actuals	Amended Budget	Actuals YTD	Departmental Request	Recommended
DA 100-21-435 (Public Administrator)	100-21-435-17010	100	Revenues	Miscellaneous Revenue	\$ -	\$ -	\$ -	\$ -	\$ 3,975	\$ -
DA 100-21-435 (Public Administrator)	100-21-435-31700	100	Expenses	Membership Fees	\$ (1,325)	\$ (1,025)	\$ (1,175)	\$ (1,175)	\$ (1,175)	\$ -
DA 100-21-435 (Public Administrator)	100-21-435-33120	100	Expenses	Special Department Expense	\$ -	\$ -	\$ (1,500)	\$ -	\$ (1,500)	\$ -
DA 100-21-435 (Public Administrator)	100-21-435-33350	100	Expenses	Travel & Training Expense	\$ (3,917)	\$ -	\$ (1,298)	\$ -	\$ (1,300)	\$ -
Public Administrator Revenue Total					\$ -	\$ -	\$ -	\$ -	\$ 3,975	\$ -
Public Administrator Expenditure Total					\$ (5,242)	\$ (1,025)	\$ (3,973)	\$ (1,175)	\$ (3,975)	\$ -
Public Administrator General Fund Contribution					\$ 5,242	\$ 1,025	\$ 3,973	\$ 1,175	\$ -	\$ -
DA 100-56-433 (Victim Witness)	100-56-433-15803	100	Revenues	Fed: Victim/Witness Grant	\$ 397,137	\$ 310,391	\$ 330,612	\$ 161,819	\$ 251,646	\$ -
DA 100-56-433 (Victim Witness)	100-56-433-21100	100	Expenses	Salary And Wages	\$ (159,007)	\$ (183,421)	\$ (183,528)	\$ (143,267)	\$ (142,660)	\$ -
DA 100-56-433 (Victim Witness)	100-56-433-21120	100	Expenses	Overtime	\$ (1,840)	\$ (930)	\$ (5,000)	\$ (2,750)	\$ (1,236)	\$ -
DA 100-56-433 (Victim Witness)	100-56-433-22100	100	Expenses	Employee Benefits	\$ (18,068)	\$ (21,440)	\$ (20,110)	\$ (16,919)	\$ (6,056)	\$ -
DA 100-56-433 (Victim Witness)	100-56-433-22110	100	Expenses	Employee Benefits - Health (Med/Dent/Vis)	\$ (29,141)	\$ (24,087)	\$ (21,900)	\$ (20,749)	\$ (25,764)	\$ -
DA 100-56-433 (Victim Witness)	100-56-433-22120	100	Expenses	Employee Benefits - PERS (ER Portion)	\$ (40,992)	\$ (52,053)	\$ (53,193)	\$ (18,490)	\$ (43,919)	\$ -
DA 100-56-433 (Victim Witness)	100-56-433-30280	100	Expenses	Telephone/Communications	\$ (1,468)	\$ (1,487)	\$ (1,931)	\$ (1,321)	\$ (1,089)	\$ -
DA 100-56-433 (Victim Witness)	100-56-433-30500	100	Expenses	Workers' Comp Ins Expense	\$ -	\$ (2,034)	\$ -	\$ (2,004)	\$ (2,120)	\$ -
DA 100-56-433 (Victim Witness)	100-56-433-30510	100	Expenses	Liability Insurance Expense	\$ -	\$ (1,015)	\$ -	\$ (894)	\$ (859)	\$ -
DA 100-56-433 (Victim Witness)	100-56-433-31700	100	Expenses	Membership Fees	\$ -	\$ -	\$ (80)	\$ (225)	\$ -	\$ -
DA 100-56-433 (Victim Witness)	100-56-433-32000	100	Expenses	Office Expense	\$ (9,249)	\$ (15,245)	\$ (11,264)	\$ (27,544)	\$ (6,000)	\$ -
DA 100-56-433 (Victim Witness)	100-56-433-32010	100	Expenses	TECHNOLOGY EXPENSES	\$ (2,024)	\$ -	\$ -	\$ -	\$ (2,029)	\$ -
DA 100-56-433 (Victim Witness)	100-56-433-32020	100	Expenses	Technology Expense-Software Licenses	\$ (4,050)	\$ -	\$ (4,000)	\$ -	\$ -	\$ -
DA 100-56-433 (Victim Witness)	100-56-433-32450	100	Expenses	Contract Services	\$ -	\$ -	\$ (150)	\$ -	\$ -	\$ -
DA 100-56-433 (Victim Witness)	100-56-433-33120	100	Expenses	Special Department Expense	\$ -	\$ -	\$ (7,067)	\$ -	\$ -	\$ -
DA 100-56-433 (Victim Witness)	100-56-433-33350	100	Expenses	Travel & Training Expense	\$ (12,583)	\$ (126)	\$ (10,105)	\$ (7,708)	\$ -	\$ -
DA 100-56-433 (Victim Witness)	100-56-433-33351	100	Expenses	Vehicle Fuel Costs	\$ (492)	\$ (538)	\$ (12,284)	\$ (1,634)	\$ (10,798)	\$ -
DA 100-56-433 (Victim Witness)	100-56-433-33360	100	Expenses	Motor Pool Expense	\$ -	\$ -	\$ (6,770)	\$ -	\$ (9,116)	\$ -
DA 100-56-433 (Victim Witness)	100-56-433-60100	100	Expenses	Operating Transfers Out	\$ -	\$ (25,000)	\$ -	\$ -	\$ -	\$ -
Victim Witness Revenue Total					\$ 397,137	\$ 310,391	\$ 330,612	\$ 161,819	\$ 251,646	\$ -
Victim Witness Expenditure Total					\$ (278,914)	\$ (327,376)	\$ (337,382)	\$ (243,504)	\$ (251,646)	\$ -
Victim Witness General Fund Contribution					\$ (118,223)	\$ 16,985	\$ 6,770	\$ 81,685	\$ 0	\$ -

**District Attorney
FY2022-23 Budget Workshop**

Proposal	Account String	Fund	Type	Account Name	FY 2019-20 Actuals	FY 2020-21 Actuals	FY 2021-22 Amended Budget	FY 2021-22 Actuals YTD	FY 2022-23 Departmental Request	FY 2022-23 CAO Recommended
DA 106-21-430 (DA Grant Program)	106-21-430-15802	106	Revenues	Fed: Oes Cal-Mmet Grant	\$ 122,860	\$ 123,060	\$ 125,000	\$ 120,958	\$ 125,000	\$ -
DA 106-21-430 (DA Grant Program)	106-21-430-21100	106	Expenses	Salary And Wages	\$ -	\$ (20,000)	\$ (20,000)	\$ -	\$ -	\$ -
DA 106-21-430 (DA Grant Program)	106-21-430-21120	106	Expenses	Overtime	\$ -	\$ -	\$ (3,000)	\$ -	\$ -	\$ -
DA 106-21-430 (DA Grant Program)	106-21-430-22100	106	Expenses	Employee Benefits	\$ -	\$ (32,000)	\$ (32,000)	\$ -	\$ -	\$ -
DA 106-21-430 (DA Grant Program)	106-21-430-30280	106	Expenses	Telephone/Communications	\$ (426)	\$ -	\$ -	\$ -	\$ -	\$ -
DA 106-21-430 (DA Grant Program)	106-21-430-32000	106	Expenses	Office Expense	\$ (5,435)	\$ (10,636)	\$ (10,000)	\$ (5,695)	\$ (8,675)	\$ -
DA 106-21-430 (DA Grant Program)	106-21-430-32950	106	Expenses	Rents & Leases - Real Property	\$ -	\$ (51,325)	\$ (51,325)	\$ -	\$ -	\$ -
DA 106-21-430 (DA Grant Program)	106-21-430-33120	106	Expenses	Special Department Expense	\$ (2,350)	\$ (675)	\$ (5,000)	\$ -	\$ (5,000)	\$ -
DA 106-21-430 (DA Grant Program)	106-21-430-33141	106	Expenses	Confidential Funds	\$ -	\$ (10,643)	\$ (20,000)	\$ -	\$ (5,000)	\$ -
DA 106-21-430 (DA Grant Program)	106-21-430-53030	106	Expenses	Capital Equipment, \$5,000+	\$ (8,056)	\$ -	\$ -	\$ -	\$ -	\$ -
DA 106-21-430 (DA Grant Program)	106-21-430-60100	106	Expenses	Operating Transfers Out	\$ -	\$ -	\$ -	\$ -	\$ (106,325)	\$ -
DA Grant Program Revenue Total					\$ 122,860	\$ 123,060	\$ 125,000	\$ 120,958	\$ 125,000	\$ -
DA Grant Program Expenditure Total					\$ (16,267)	\$ (125,279)	\$ (141,325)	\$ (5,695)	\$ (125,000)	\$ -
Animal Services Use of Fund Balance					\$ 106,593	\$ (2,219)	\$ (16,325)	\$ 115,263	\$ -	\$ -
DA 154-21-430 (Unfair competition Fund)	154-21-430-14010	154	Revenues	Interest Income	\$ 196	\$ 113	\$ -	\$ 27	\$ -	\$ -
DA 154-21-430 (Unfair competition Fund)	154-21-430-20010	154	Expenses	Expenditures	\$ -	\$ -	\$ -	\$ -	\$ -	\$ -
Unfair competition Fund Revenue Total					\$ 196	\$ 113	\$ -	\$ 27	\$ -	\$ -
Unfair competition Fund Expenditure Total					\$ -	\$ -	\$ -	\$ -	\$ -	\$ -
Unfair competition Fund Use of Fund Balance					\$ 196	\$ 113	\$ -	\$ 27	\$ -	\$ -
DA 155-21-430 (DA Diversion Program)	155-21-430-14010	155	Revenues	Interest Income	\$ 176	\$ 152	\$ -	\$ 42	\$ -	\$ -
DA 155-21-430 (DA Diversion Program)	155-21-430-16051	155	Revenues	Da Diversion Filing Fees	\$ 9,000	\$ 10,750	\$ 7,000	\$ 10,760	\$ 7,000	\$ -
DA 155-21-430 (DA Diversion Program)	155-21-430-33120	155	Expenses	Special Department Expense	\$ (3,000)	\$ (4,175)	\$ (7,000)	\$ (2,175)	\$ (7,000)	\$ -
DA 155-21-430 (DA Diversion Program)	155-21-430-60100	155	Expenses	Operating Transfers Out	\$ (5,500)	\$ -	\$ -	\$ -	\$ -	\$ -
DA Diversion Program Revenue Total					\$ 9,176	\$ 10,902	\$ 7,000	\$ 10,802	\$ 7,000	\$ -
DA Diversion Program Expenditure Total					\$ (8,500)	\$ (4,175)	\$ (7,000)	\$ (2,175)	\$ (7,000)	\$ -
DA Diversion Program Use of Fund Balance					\$ 676	\$ 6,727	\$ -	\$ 8,627	\$ -	\$ -
Total Department Expenditures					\$ (2,048,912)	\$ (2,079,796)	\$ (2,157,662)	\$ (1,860,669)	\$ (2,394,444)	\$ -
Total Grant / Earned / Govt Revenues					\$ 754,048	\$ 705,673	\$ 709,387	\$ 487,174	\$ 780,550	\$ -
Total Use of Fund Balance					\$ 107,465	\$ 4,622	\$ (16,325)	\$ 123,917	\$ -	\$ -
Total General Fund Contribution					\$ 1,402,328	\$ 1,378,745	\$ 1,431,950	\$ 1,497,413	\$ 1,613,894	\$ -

ECONOMIC DEVELOPMENT

Alicia Venнос
Economic Development Director

The Our mission is to support a thriving, sustainable year-round economy for Mono County by strengthening existing business sectors through the pandemic recovery and beyond, providing leadership and resources for business attraction, retention and expansion while preserving the County’s vibrant quality of life and generating “living wage” employment opportunities for residents.

BUDGET AT A GLANCE	FY2022-23
Total Expenditures	(\$1,351,952)
Total Grant / Earned / Govt Revenues	\$527,490
Total Use of Fund Balance	\$162,256
<hr/>	
Total General Fund Contribution	\$826,706
Total Staff	4.00 FTE
% Funded by General Fund	61.1%

DEPARTMENT SERVICES OVERVIEW

Economic Development Department. The Economic Development Department strives to enhance the year-round economic base of Mono County through job creation, by promoting Tourism and overnight visitation, and implementing key initiatives that focus on business retention and expansion, as well as business attraction. The department serves as support staff to the Mono County Economic Development, Tourism and Film Commission, implementing tourism marketing initiatives countywide, acts as the Film Office, and oversees and administers the Fish Enhancement and Fish & Game Propagation programs, as well as administering several Community Support grant programs for local non-profits.

For more information, call (800) 845-7922, or visit www.MonoCounty.org; www.MonoCountyEconomicDevelopment.com; www.FilmMonoCounty.com

REQUESTED BUDGET CHANGES FOR FY2022-23

- **Economic Development:** Increase .25 FTE Economic Development Assistant to full-time. Social Services will consider cost-sharing this position by .25 FTE to provide outreach and marketing of Workforce Investment Opportunity Act (WIOA) programs to local small business community. A full-time assistant position is necessary for ED to provide “intake” services for Inyo National Forest film permit applications, thus keeping Forest film permit authorization timeframe to 15 business days, providing augmented service to production companies and increasing filming revenues in Mono County.
- **Community Support:** The community grant programs are consistently oversubscribed each year from \$14,000 to \$56,000. In addition, the Town of Mammoth Lakes has requested an increase of \$2,000 for the Youth Sports program, from \$8,000 to \$10,000. The total requested increase of \$18,500 (from \$44,000 to \$62,500) allows for additional funds to support important local non-profits – Chamber fundraising events, Historical Societies/Museums, Performing & Visual Arts organizations -- that deliver programs, events, and products which enhance the lives of local residents, K-12 school students countywide, as well as the visitor experience. The request, broken down, is for an additional \$5,000 for Community Event Marketing Fund (CEMF) from \$20,000 to \$25,000; an additional \$3,500 for Historical Societies Grant Fund (HSGF) from \$6,000 to \$9,500; and additional \$8,000 for Performing & Visual Arts Grant (PVAG) from \$10,000 to \$18,000. The PVAG is the most oversubscribed grant program and the arts and music programs for our schools in both school districts are being impacted. The \$6,000 HSGF is anticipated to be grossly oversubscribed post-pandemic with the launch of a more active June Lake Loop Historical Society and return of applications from Southern Mono Historical Society.
- **Tourism:** The increased expenditures of \$35,500 is supported by cash balance/Tourism Marketing Reserve Fund and will assist in important sustainable tourism/responsible recreation messaging, shoulder season marketing, and international marketing recovery.

ACCOMPLISHMENTS AND OBJECTIVES

FY2021-22 Accomplishments

- Transient Occupancy Receipts for FY21-22 expected to surpass projections by approximately 10%, bringing total receipts to 2017-2018 levels. Q2 and Fall color shoulder season saw record breaking TOT numbers.
- Successful application and implementation of CDBG CV 1-2-3 grant funds of almost \$300,000, providing several qualifying local businesses with financial assistance through forgivable loan program.
- Successful design and implementation of sustainable tourism messaging through *Camp Like A Pro* campaign
- Completion of “California’s Great Beyond” branding, including redesign of the ED, Film, and Tourism websites
- Distribution of over \$44,000 in grant funds to 15 eligible non-profits
- Designed and implemented successful fish stocking plan in 18 bodies of water; produced new edition of Eastern Sierra Fishing Map with new/revised regulations

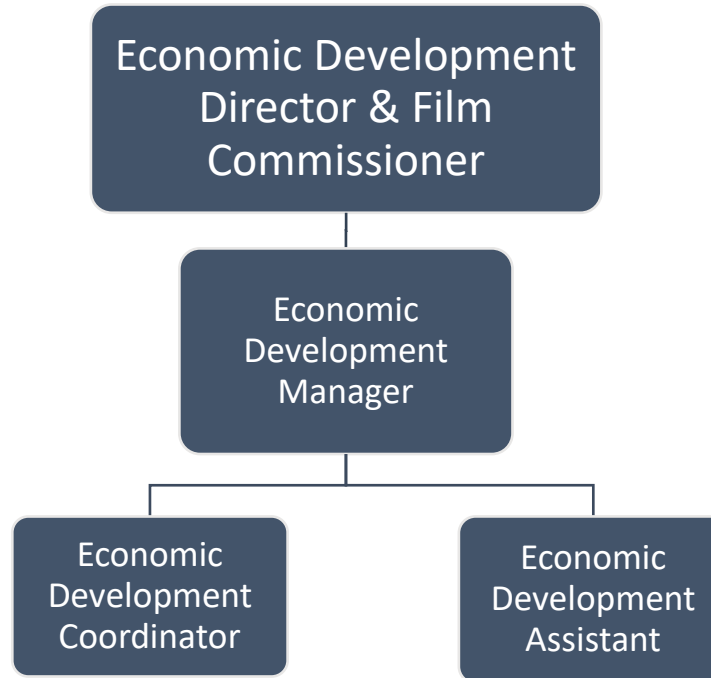
FY2022-23 Objectives

- Drive overnight visitation to Mono County, focused on Q2, Q3, and Q4 (shoulder seasons), to increase Transient Occupancy Tax revenues to 2019 pre-pandemic levels
- Strengthen tourism economy with increased communication and education regarding responsible recreation/sustainable tourism, promotion of shoulder season, effective fisheries management, and recovery of international visitation
- Explore opportunities to expand and enhance sustainable tourism opportunities, such as off-highway vehicle activities, using current county infrastructure and other public lands
- Develop Film Office capacity to provide “intake” services for Inyo National Forest film permit applications
- Support and retain the existing business community by continuing to provide opportunities for growth and recovery through federal, state and local assistance opportunities, as well as to establish a business appreciation initiative.
- Provide quarterly reports and website access regarding Mono County economic data utilizing research and information available through local, state and federal sources
- Develop and implement a plan that identifies opportunities for a flexible economy based on attracting businesses from sectors outside the tourism/recreation industry



ECONOMIC DEVELOPMENT

Departmental Organizational Chart



**Economic Development
FY2022-23 Budget Workshop**

Proposal	Account String	Fund	Type	Account Name	FY 2019-20	FY 2020-21	FY 2021-22	FY 2021-22	FY 2022-23	FY 2022-23 CAO
					Actuals	Actuals	Amended Budget	Actuals YTD	Departmental Request	Recommended
ED 100-19-190 (Economic Development)	100-19-190-16240	100	Revenues	Labor Reimbursement	\$ -	\$ 2,271	\$ 5,000	\$ -	\$ 20,000	\$ -
ED 100-19-190 (Economic Development)	100-19-190-21100	100	Expenses	Salary And Wages	\$ (203,240)	\$ (250,981)	\$ (291,040)	\$ (261,341)	\$ (328,125)	\$ -
ED 100-19-190 (Economic Development)	100-19-190-22100	100	Expenses	Employee Benefits	\$ (35,780)	\$ (38,142)	\$ (35,886)	\$ (34,822)	\$ (19,203)	\$ -
ED 100-19-190 (Economic Development)	100-19-190-22110	100	Expenses	Employee Benefits - Health (Med/Dent/Vis)	\$ (69,230)	\$ (64,956)	\$ (60,300)	\$ (54,797)	\$ (77,964)	\$ -
ED 100-19-190 (Economic Development)	100-19-190-22120	100	Expenses	Employee Benefits - PERS (ER Portion)	\$ (68,236)	\$ (73,876)	\$ (81,554)	\$ (69,861)	\$ (117,769)	\$ -
ED 100-19-190 (Economic Development)	100-19-190-30280	100	Expenses	Telephone/Communications	\$ (3,060)	\$ (3,604)	\$ (3,285)	\$ (3,361)	\$ (3,960)	\$ -
ED 100-19-190 (Economic Development)	100-19-190-30500	100	Expenses	Workers' Comp Ins Expense	\$ (4,134)	\$ (3,744)	\$ (4,105)	\$ (4,105)	\$ (4,253)	\$ -
ED 100-19-190 (Economic Development)	100-19-190-30510	100	Expenses	Liability Insurance Expense	\$ (3,973)	\$ (4,543)	\$ (7,811)	\$ (7,811)	\$ (14,832)	\$ -
ED 100-19-190 (Economic Development)	100-19-190-31700	100	Expenses	Membership Fees	\$ -	\$ -	\$ (550)	\$ (500)	\$ (550)	\$ -
ED 100-19-190 (Economic Development)	100-19-190-32000	100	Expenses	Office Expense	\$ (1,677)	\$ (5,924)	\$ (2,000)	\$ (778)	\$ (2,000)	\$ -
ED 100-19-190 (Economic Development)	100-19-190-32010	100	Expenses	TECHNOLOGY EXPENSES	\$ (4,154)	\$ (4,746)	\$ (5,323)	\$ (5,323)	\$ (7,504)	\$ -
ED 100-19-190 (Economic Development)	100-19-190-32020	100	Expenses	Technology Expense-Software Licenses	\$ (2,335)	\$ (1,005)	\$ (5,000)	\$ (1,410)	\$ (5,400)	\$ -
ED 100-19-190 (Economic Development)	100-19-190-32030	100	Expenses	Copier Pool	\$ -	\$ -	\$ -	\$ -	\$ (868)	\$ -
ED 100-19-190 (Economic Development)	100-19-190-32450	100	Expenses	Contract Services	\$ (15,250)	\$ (17,731)	\$ (44,613)	\$ (25,281)	\$ (21,625)	\$ -
ED 100-19-190 (Economic Development)	100-19-190-32500	100	Expenses	Professional & Specialized Ser	\$ (10,158)	\$ (23,037)	\$ (4,629)	\$ (3,423)	\$ (16,951)	\$ -
ED 100-19-190 (Economic Development)	100-19-190-32950	100	Expenses	Rents & Leases - Real Property	\$ (15,065)	\$ -	\$ -	\$ -	\$ -	\$ -
ED 100-19-190 (Economic Development)	100-19-190-33120	100	Expenses	Special Department Expense	\$ (500)	\$ (1,366)	\$ -	\$ -	\$ -	\$ -
ED 100-19-190 (Economic Development)	100-19-190-33350	100	Expenses	Travel & Training Expense	\$ (3,619)	\$ (569)	\$ -	\$ -	\$ (9,700)	\$ -
ED 100-19-190 (Economic Development)	100-19-190-33351	100	Expenses	Vehicle Fuel Costs	\$ (977)	\$ (835)	\$ (1,000)	\$ (462)	\$ (1,200)	\$ -
ED 100-19-190 (Economic Development)	100-19-190-33360	100	Expenses	Motor Pool Expense	\$ (2,426)	\$ (1,921)	\$ (3,000)	\$ (1,418)	\$ (6,670)	\$ -
ED 100-19-190 (Economic Development)	100-19-190-33602	100	Expenses	Civic Center Utilities	\$ -	\$ (2,401)	\$ (2,689)	\$ (1,763)	\$ -	\$ -
ED 100-19-190 (Economic Development)	100-19-190-60100	100	Expenses	Operating Transfers Out	\$ -	\$ (43,632)	\$ (43,349)	\$ (36,120)	\$ -	\$ -
ED 100-19-190 (Economic Development)	100-19-190-60110	100	Expenses	Civic Center Rent	\$ -	\$ -	\$ -	\$ -	\$ (43,632)	\$ -
Economic Development Revenue Total					\$ -	\$ 2,271	\$ 5,000	\$ -	\$ 20,000	\$ -
Economic Development Expenditure Total					\$ (443,814)	\$ (543,013)	\$ (596,134)	\$ (512,574)	\$ (682,206)	\$ -
Economic Development General Fund Contribution					\$ 443,814	\$ 540,742	\$ 591,134	\$ 512,574	\$ 662,206	\$ -
ED 102-19-192 (Fish Enhancement)	102-19-192-14010	102	Revenues	Interest Income	\$ 965	\$ 392	\$ -	\$ 134	\$ 150	\$ -
ED 102-19-192 (Fish Enhancement)	102-19-192-17010	102	Revenues	Miscellaneous Revenue	\$ -	\$ -	\$ -	\$ -	\$ 100	\$ -
ED 102-19-192 (Fish Enhancement)	102-19-192-18100	102	Revenues	Operating Transfers In	\$ 103,737	\$ 103,737	\$ 103,737	\$ 103,737	\$ 100,000	\$ -
ED 102-19-192 (Fish Enhancement)	102-19-192-32000	102	Expenses	Office Expense	\$ (66)	\$ (69)	\$ (100)	\$ (70)	\$ (100)	\$ -
ED 102-19-192 (Fish Enhancement)	102-19-192-32450	102	Expenses	Contract Services	\$ (98,313)	\$ (123,700)	\$ (125,000)	\$ (59,725)	\$ (129,150)	\$ -
ED 102-19-192 (Fish Enhancement)	102-19-192-33350	102	Expenses	Travel & Training Expense	\$ (1,525)	\$ -	\$ (3,637)	\$ -	\$ -	\$ -
Fish Enhancement Revenue Total					\$ 104,702	\$ 104,129	\$ 103,737	\$ 103,871	\$ 100,250	\$ -
Fish Enhancement Expenditure Total					\$ (99,904)	\$ (123,769)	\$ (128,737)	\$ (59,795)	\$ (129,250)	\$ -
Fish Enhancement Use of Fund Balance					\$ 4,797	\$ (19,640)	\$ (25,000)	\$ 44,076	\$ (29,000)	\$ -

**Economic Development
FY2022-23 Budget Workshop**

Proposal	Account String	Fund	Type	Account Name	FY 2019-20	FY 2020-21	FY 2021-22	FY 2021-22	FY 2022-23	FY 2022-23 CAO
					Actuals	Actuals	Amended Budget	Actuals YTD	Departmental Request	Recommended
ED 104-27-193 (Fish & Game Propagation)	104-27-193-13030	104	Revenues	Fish & Game Fines	\$ 10,544	\$ 32,781	\$ 7,500	\$ 16,799	\$ 7,500	\$ -
ED 104-27-193 (Fish & Game Propagation)	104-27-193-13051	104	Revenues	Fish & Game Restitution	\$ -	\$ 89	\$ -	\$ -	\$ -	\$ -
ED 104-27-193 (Fish & Game Propagation)	104-27-193-14010	104	Revenues	Interest Income	\$ 1,210	\$ 846	\$ 100	\$ 246	\$ 400	\$ -
ED 104-27-193 (Fish & Game Propagation)	104-27-193-33120	104	Expenses	Special Department Expense	\$ -	\$ (10,000)	\$ (61,600)	\$ -	\$ (87,456)	\$ -
				Fish & Game Propagation Revenue Total	\$ 11,754	\$ 33,716	\$ 7,600	\$ 17,045	\$ 7,900	\$ -
				Fish & Game Propagation Expenditure Total	\$ -	\$ (10,000)	\$ (61,600)	\$ -	\$ (87,456)	\$ -
				Fish & Game Propagation Use of Fund Balance	\$ 11,754	\$ 23,716	\$ (54,000)	\$ 17,045	\$ (79,556)	\$ -
ED 105-19-191 (Tourism)	105-19-191-10100	105	Revenues	Transient Occupancy Tax	\$ 260,159	\$ 295,286	\$ 276,807	\$ 231,025	\$ 316,000	\$ -
ED 105-19-191 (Tourism)	105-19-191-14010	105	Revenues	Interest Income	\$ 4,286	\$ 3,439	\$ 1,000	\$ 768	\$ 1,000	\$ -
ED 105-19-191 (Tourism)	105-19-191-15900	105	Revenues	Oth: Other Govt Agencies	\$ -	\$ -	\$ -	\$ 9,840	\$ -	\$ -
ED 105-19-191 (Tourism)	105-19-191-16499	105	Revenues	Booking Fee Revenue	\$ 825	\$ -	\$ -	\$ -	\$ -	\$ -
ED 105-19-191 (Tourism)	105-19-191-16500	105	Revenues	Fees For Advertising Space	\$ 16,150	\$ 25,790	\$ -	\$ -	\$ -	\$ -
ED 105-19-191 (Tourism)	105-19-191-17010	105	Revenues	Miscellaneous Revenue	\$ -	\$ -	\$ -	\$ -	\$ 9,840	\$ -
ED 105-19-191 (Tourism)	105-19-191-18100	105	Revenues	Operating Transfers In	\$ 10,000	\$ 5,000	\$ 10,000	\$ 10,000	\$ 10,000	\$ -
ED 105-19-191 (Tourism)	105-19-191-30280	105	Expenses	Telephone/Communications	\$ 450	\$ -	\$ (458)	\$ -	\$ (458)	\$ -
ED 105-19-191 (Tourism)	105-19-191-31700	105	Expenses	Membership Fees	\$ (3,374)	\$ (5,967)	\$ (3,925)	\$ (3,046)	\$ (4,050)	\$ -
ED 105-19-191 (Tourism)	105-19-191-32000	105	Expenses	Office Expense	\$ (1,095)	\$ (591)	\$ (2,000)	\$ (182)	\$ (1,000)	\$ -
ED 105-19-191 (Tourism)	105-19-191-32020	105	Expenses	Technology Expense-Software Licenses	\$ (21,871)	\$ (37,789)	\$ (34,130)	\$ (19,182)	\$ (35,600)	\$ -
ED 105-19-191 (Tourism)	105-19-191-32450	105	Expenses	Contract Services	\$ (32,431)	\$ (83,461)	\$ (65,550)	\$ (54,176)	\$ (59,432)	\$ -
ED 105-19-191 (Tourism)	105-19-191-32500	105	Expenses	Professional & Specialized Ser	\$ (125,163)	\$ (121,475)	\$ (142,044)	\$ (140,218)	\$ (184,900)	\$ -
ED 105-19-191 (Tourism)	105-19-191-33120	105	Expenses	Special Department Expense	\$ (29,123)	\$ 3,195	\$ (35,000)	\$ (24,613)	\$ (43,000)	\$ -
ED 105-19-191 (Tourism)	105-19-191-33350	105	Expenses	Travel & Training Expense	\$ (15,937)	\$ 454	\$ (34,700)	\$ (14,398)	\$ (33,900)	\$ -
ED 105-19-191 (Tourism)	105-19-191-33351	105	Expenses	Vehicle Fuel Costs	\$ (94)	\$ -	\$ -	\$ -	\$ -	\$ -
ED 105-19-191 (Tourism)	105-19-191-47020	105	Expenses	Contributions To Non-Profit Or	\$ -	\$ -	\$ (10,000)	\$ -	\$ (10,000)	\$ -
				Tourism Revenue Total	\$ 291,420	\$ 329,515	\$ 287,807	\$ 251,633	\$ 336,840	\$ -
				Tourism Expenditure Total	\$ (228,637)	\$ (245,633)	\$ (327,807)	\$ (255,815)	\$ (372,340)	\$ -
				Tourism Use of Fund Balance	\$ 62,783	\$ 83,882	\$ (40,000)	\$ (4,182)	\$ (35,500)	\$ -
ED 109-19-190 (Community Support Groups)	109-19-190-18100	109	Revenues	Operating Transfers In	\$ 84,000	\$ 44,000	\$ 44,000	\$ 44,000	\$ 62,500	\$ -
ED 109-19-190 (Community Support Groups)	109-19-190-47010	109	Expenses	Contributions To Other Governm	\$ -	\$ -	\$ (8,000)	\$ -	\$ (10,000)	\$ -
ED 109-19-190 (Community Support Groups)	109-19-190-47020	109	Expenses	Contributions To Non-Profit Or	\$ (69,907)	\$ (30,139)	\$ (50,800)	\$ (16,536)	\$ (70,700)	\$ -
				Community Support Groups Revenue Total	\$ 84,000	\$ 44,000	\$ 44,000	\$ 44,000	\$ 62,500	\$ -
				Community Support Groups Expenditure Total	\$ (69,907)	\$ (30,139)	\$ (58,800)	\$ (16,536)	\$ (80,700)	\$ -
				Community Support Groups Use of Fund Balance	\$ 14,093	\$ 13,861	\$ (14,800)	\$ 27,464	\$ (18,200)	\$ -
				Total Department Expenditures	\$ (842,262)	\$ (952,553)	\$ (1,173,078)	\$ (844,720)	\$ (1,351,952)	\$ -
				Total Grant / Earned / Govt Revenues	\$ 491,876	\$ 513,631	\$ 448,144	\$ 416,549	\$ 527,490	\$ -
				Total Use of Fund Balance	\$ 93,427	\$ 101,820	\$ (133,800)	\$ 84,402	\$ (162,256)	\$ -
				Total General Fund Contribution	\$ 636,551	\$ 693,479	\$ 748,871	\$ 512,574	\$ 826,706	\$ -

EMERGENCY MEDICAL SERVICES

Chris Mokracek
Chief of Emergency Medical Services

The mission of Mono County Emergency Medical Services is to provide quality services to the County which preserve life, reduce suffering, improve health, and promote the safety of citizens and visitors who live, work, and play in our County.

BUDGET AT A GLANCE	FY2022-23
Total Expenditures	(\$4,496,745)
Total Grant / Earned / Govt Revenues	\$2,194,250
Total Use of Fund Balance	\$0
<hr/>	
Total General Fund Contribution	\$2,302,495
Total Staff	28.00 FTE
% Funded by General Fund	51.2%

DEPARTMENT SERVICES OVERVIEW

Emergency Medical Services. Mono County Emergency Medical Services is the pre-hospital, advanced life support, ambulance transport department for the County. Established in 1978, Mono County EMS has provided 24/7 emergency service to the citizens and visitors to Mono County. Our paramedics and EMT’s face a variety of challenges in accessing, treating, and transporting patients in extreme weather conditions and geographical terrain. Training and experience in rope, ice, and swift water rescue, as well as advanced trauma and medical skills, provide the citizens and visitors who recreate here a level of safety and security knowing that help is just a 9-1-1 call away.

CHALLENGES, ISSUES & OPPORTUNITIES

Key challenges for Emergency Medical Services include: County Administration Department during FY2022-23 include:

- The ability to recruit EMS staff to keep up with the retirements anticipated for next year.
- Train with MCSO and Behavioral Health to better serve patients experiencing behavioral health emergencies.
- Continue to work to engage with the community to meet current needs and expectations.
- Sustainability, adaptability, and revenue enhancement will be priorities in FY2022-23.

For more information, call (760) 932-5485, or visit <https://monocounty.ca.gov/ems>

REQUESTED BUDGET CHANGES FOR FY2022-23

- 21100 Salary and Wages. Staff includes: EMS Chief, Fiscal & Admin. Officer II, 4 Captains, Training Officer, 14 Paramedics, and 5 EMT’s.
- Reclassify 2 EMT’s as Paramedics through attrition.
- 30122 Uniform/Safety Gear. Increase to replace worn safety equipment and outfit new staff with cold weather gear.
- 32450 Contract Services. Increase due to stipend contract with Chalfant Fire District and increased call volume.
- 32860 Rents and Leases. Other. Increase due to contract increase with Antelope Valley Fire District for ambulance bay rental.
- 33010 Small Tools. Increased to purchase 4 iPads for ambulances.
- 33600 Utilities. Increase due to rising cost of propane and electric.
- 53030 Capital Equipment, \$5,000+. Purchase 5 additional AEDs for placement in County facilities. Replace expired batteries and pads for existing units.

ACCOMPLISHMENTS AND OBJECTIVES

FY2021-22 Accomplishments

- All staff certified as Ambulance Documentation Specialists. This improved documentation skills reduced the number of insurance denials and increased care and revenue.
- Remounted Bridgeport ambulance – Medic 7. This action reduced the cost of ambulance replacement by 52% by replacing the chassis only.
- COVID-19 Testing assisted law enforcement with the rapid testing of arrested individuals prior to booking. This helped protect the jail from COVID spread.
- Paramedic recruitment was successful and led to internal recruitment from within our Reserve EMT staff.

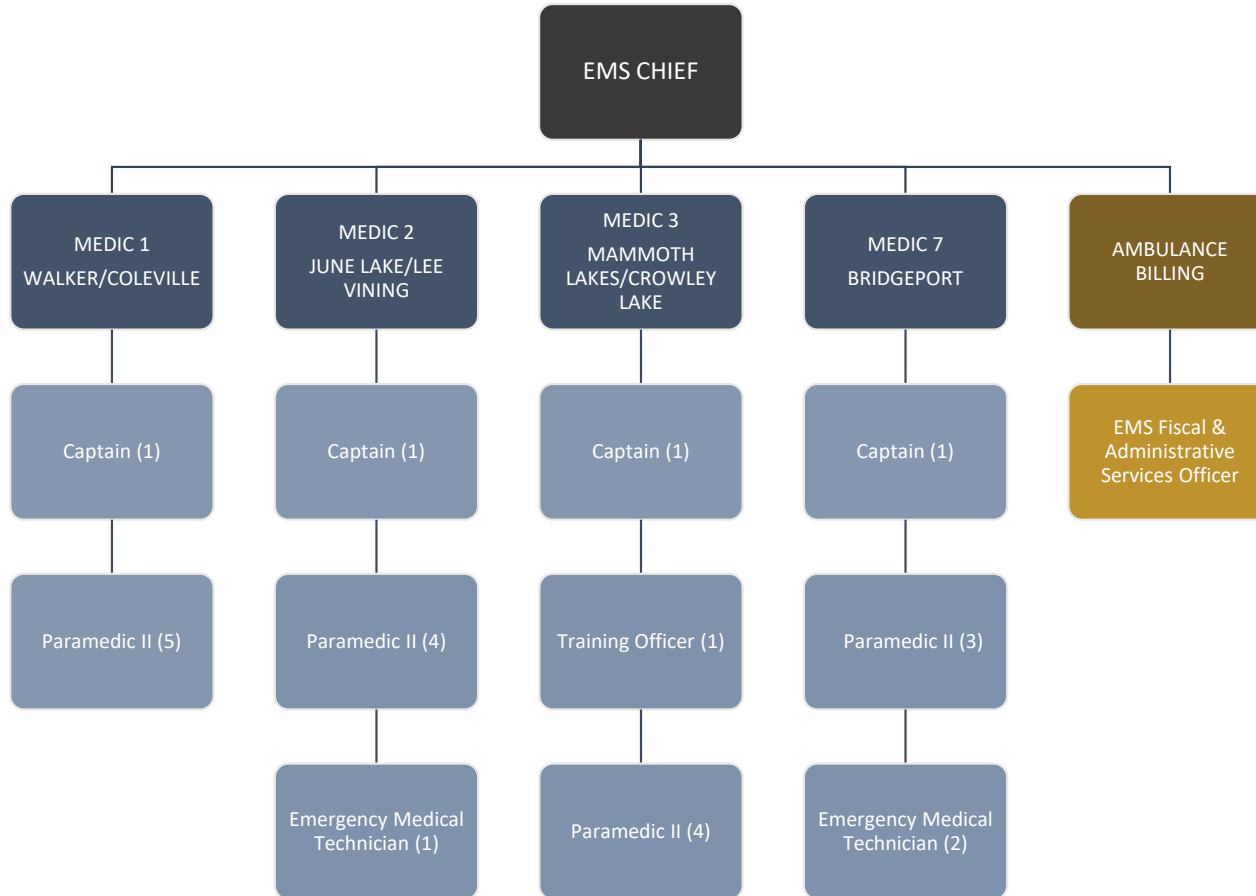
FY2022-23 Objectives

- Safe and healthy community strategies were implemented through the below action:
- Enhance County-wide Automated External Defibrillator Program (AED)
- Place five additional AEDs in County buildings. Replace expired batteries and pads in existing units.
- Develop relationships with NPS, MWTC, SAR and local FD's
- Work with allied agencies to increase training together through hosting outside instructors, cost sharing, and coordinated training.
- Active pursuit of alternative funding sources by apply for grant funding through Federal and State resources to upgrade or replace aging capital equipment (EKG monitors, power-load gurney's).



EMERGENCY MEDICAL SERVICES - FY2022-23

Departmental Organizational Chart



DIVISIONS

EMERGENCY RESPONSE

REVENUE SERVICES

**Emergency Medical Services
FY2022-23 Budget Workshop**

Proposal	Account String	Fund	Type	Account Name	FY 2019-20	FY 2020-21	FY 2021-22	FY 2021-22	FY 2022-23	FY 2022-23 CAO
					Actuals	Actuals	Amended Budget	Actuals YTD	Departmental Request	Recommended
EMS 100-42-855 (EMS)	100-42-855-10100	100	Revenues	Transient Occupancy Tax	\$ 520,630	\$ 590,927	\$ 561,126	\$ 462,327	\$ 633,000	\$ -
EMS 100-42-855 (EMS)	100-42-855-15310	100	Revenues	St: Pub Safety-Prop 172 Sales	\$ 365,080	\$ 432,568	\$ 355,500	\$ 349,820	\$ 440,750	\$ -
EMS 100-42-855 (EMS)	100-42-855-15340	100	Revenues	St: Maddy Fund Revenue - Param	\$ -	\$ 10,804	\$ 8,000	\$ -	\$ 8,000	\$ -
EMS 100-42-855 (EMS)	100-42-855-15553	100	Revenues	Federal CARES Act	\$ -	\$ 20,471	\$ -	\$ -	\$ -	\$ -
EMS 100-42-855 (EMS)	100-42-855-16350	100	Revenues	Ambulance Fees	\$ 1,023,452	\$ 973,959	\$ 1,450,000	\$ 635,833	\$ 1,100,000	\$ -
EMS 100-42-855 (EMS)	100-42-855-16351	100	Revenues	STAND-BY FEES - PARAMEDICS	\$ 11,550	\$ 99,900	\$ 7,500	\$ 11,413	\$ 7,500	\$ -
EMS 100-42-855 (EMS)	100-42-855-16361	100	Revenues	EMS Subscription Fees for Membership Program	\$ 65	\$ 2,600	\$ 10,000	\$ 2,860	\$ 5,000	\$ -
EMS 100-42-855 (EMS)	100-42-855-21100	100	Expenses	Salary And Wages	\$ (1,655,068)	\$ (1,772,644)	\$ (1,920,766)	\$ (1,637,977)	\$ (1,966,000)	\$ -
EMS 100-42-855 (EMS)	100-42-855-21120	100	Expenses	Overtime	\$ (434,624)	\$ (464,180)	\$ (350,000)	\$ (376,667)	\$ (350,000)	\$ -
EMS 100-42-855 (EMS)	100-42-855-21410	100	Expenses	Holiday Pay	\$ (101,218)	\$ (106,693)	\$ (128,903)	\$ (95,248)	\$ (125,430)	\$ -
EMS 100-42-855 (EMS)	100-42-855-22100	100	Expenses	Employee Benefits	\$ (303,695)	\$ (328,049)	\$ (255,440)	\$ (264,364)	\$ (97,911)	\$ -
EMS 100-42-855 (EMS)	100-42-855-22110	100	Expenses	Employee Benefits - Health (Med/Dent/Vis)	\$ (377,354)	\$ (384,279)	\$ (341,920)	\$ (385,643)	\$ (383,561)	\$ -
EMS 100-42-855 (EMS)	100-42-855-22120	100	Expenses	Employee Benefits - PERS (ER Portion)	\$ (560,956)	\$ (621,348)	\$ (939,799)	\$ (596,831)	\$ (946,231)	\$ -
EMS 100-42-855 (EMS)	100-42-855-30120	100	Expenses	Uniform Allowance	\$ (17,555)	\$ (17,411)	\$ (19,875)	\$ (14,646)	\$ (16,877)	\$ -
EMS 100-42-855 (EMS)	100-42-855-30122	100	Expenses	Uniform/Safety Gear	\$ (8,674)	\$ (769)	\$ (8,000)	\$ (3,725)	\$ (10,000)	\$ -
EMS 100-42-855 (EMS)	100-42-855-30280	100	Expenses	Telephone/Communications	\$ (16,237)	\$ (16,025)	\$ (18,810)	\$ (10,235)	\$ (11,964)	\$ -
EMS 100-42-855 (EMS)	100-42-855-30350	100	Expenses	Household Expenses	\$ (5,065)	\$ (7,774)	\$ (6,000)	\$ (5,687)	\$ (6,000)	\$ -
EMS 100-42-855 (EMS)	100-42-855-30500	100	Expenses	Workers' Comp Ins Expense	\$ (44,130)	\$ (56,372)	\$ (82,197)	\$ (82,197)	\$ (82,688)	\$ -
EMS 100-42-855 (EMS)	100-42-855-30510	100	Expenses	Liability Insurance Expense	\$ (28,219)	\$ (31,222)	\$ (42,558)	\$ (42,558)	\$ (69,885)	\$ -
EMS 100-42-855 (EMS)	100-42-855-31200	100	Expenses	Equip Maintenance & Repair	\$ (3,952)	\$ (5,165)	\$ (10,000)	\$ (6,755)	\$ (10,000)	\$ -
EMS 100-42-855 (EMS)	100-42-855-31400	100	Expenses	Building/Land Maint & Repair	\$ (975)	\$ (1,075)	\$ (1,500)	\$ (202)	\$ (1,500)	\$ -
EMS 100-42-855 (EMS)	100-42-855-31530	100	Expenses	Medical/Dental & Lab Supplies	\$ (44,203)	\$ (51,234)	\$ (45,000)	\$ (46,703)	\$ (45,000)	\$ -
EMS 100-42-855 (EMS)	100-42-855-31700	100	Expenses	Membership Fees	\$ (3,600)	\$ (3,600)	\$ (4,000)	\$ (3,910)	\$ (10,000)	\$ -
EMS 100-42-855 (EMS)	100-42-855-32000	100	Expenses	Office Expense	\$ (8,920)	\$ (9,912)	\$ (10,000)	\$ (4,179)	\$ (5,000)	\$ -
EMS 100-42-855 (EMS)	100-42-855-32005	100	Expenses	Banking Expenses	\$ (2,719)	\$ (3,390)	\$ (4,800)	\$ (3,098)	\$ (4,800)	\$ -
EMS 100-42-855 (EMS)	100-42-855-32010	100	Expenses	TECHNOLOGY EXPENSES	\$ (26,706)	\$ (33,409)	\$ (50,775)	\$ (50,775)	\$ (60,668)	\$ -
EMS 100-42-855 (EMS)	100-42-855-32020	100	Expenses	Technology Expense-Software Licenses	\$ (4,280)	\$ (9,895)	\$ (15,200)	\$ (11,017)	\$ (15,200)	\$ -
EMS 100-42-855 (EMS)	100-42-855-32030	100	Expenses	Copier Pool	\$ -	\$ -	\$ -	\$ -	\$ (3,195)	\$ -
EMS 100-42-855 (EMS)	100-42-855-32450	100	Expenses	Contract Services	\$ (8,869)	\$ (13,900)	\$ (10,000)	\$ (14,473)	\$ (18,000)	\$ -
EMS 100-42-855 (EMS)	100-42-855-32500	100	Expenses	Professional & Specialized Ser	\$ (5,465)	\$ (5,082)	\$ (4,000)	\$ (3,018)	\$ (4,000)	\$ -
EMS 100-42-855 (EMS)	100-42-855-32860	100	Expenses	Rents & Leases - Other	\$ (16,494)	\$ (16,629)	\$ (17,000)	\$ (16,000)	\$ (17,150)	\$ -
EMS 100-42-855 (EMS)	100-42-855-33010	100	Expenses	Small Tools & Instruments	\$ -	\$ -	\$ -	\$ -	\$ (5,000)	\$ -
EMS 100-42-855 (EMS)	100-42-855-33100	100	Expenses	Education & Training	\$ (15,249)	\$ (9,847)	\$ (15,000)	\$ (6,137)	\$ (20,000)	\$ -
EMS 100-42-855 (EMS)	100-42-855-33120	100	Expenses	Special Department Expense	\$ (228,559)	\$ (253,466)	\$ (5,000)	\$ (141)	\$ (5,000)	\$ -
EMS 100-42-855 (EMS)	100-42-855-33350	100	Expenses	Travel & Training Expense	\$ (2,910)	\$ (1,060)	\$ (5,000)	\$ (2,919)	\$ (5,000)	\$ -
EMS 100-42-855 (EMS)	100-42-855-33351	100	Expenses	Vehicle Fuel Costs	\$ (27,845)	\$ (27,072)	\$ (30,000)	\$ (24,921)	\$ (30,000)	\$ -
EMS 100-42-855 (EMS)	100-42-855-33360	100	Expenses	Motor Pool Expense	\$ (132,456)	\$ (121,220)	\$ (150,766)	\$ (82,577)	\$ (134,339)	\$ -
EMS 100-42-855 (EMS)	100-42-855-33600	100	Expenses	Utilities	\$ (16,065)	\$ (20,464)	\$ (18,000)	\$ (22,672)	\$ (25,000)	\$ -
EMS 100-42-855 (EMS)	100-42-855-53030	100	Expenses	Capital Equipment, \$5,000+	\$ -	\$ -	\$ -	\$ -	\$ (11,345)	\$ -
EMS 100-42-855 (EMS)	100-42-855-60100	100	Expenses	Operating Transfers Out	\$ (153,203)	\$ (158,981)	\$ -	\$ -	\$ -	\$ -
EMS 100-42-855 (EMS)	100-42-855-70500	100	Expenses	Credit Card Clearing Account	\$ (452)	\$ -	\$ -	\$ (1,640)	\$ -	\$ -
Total Department Expenditures					\$ (4,255,717)	\$ (4,552,167)	\$ (4,510,309)	\$ (3,816,914)	\$ (4,496,745)	\$ -
Total Grant / Earned / Govt Revenues					\$ 1,920,777	\$ 2,131,229	\$ 2,392,126	\$ 1,462,251	\$ 2,194,250	\$ -
Total Use of Fund Balance					\$ -	\$ -	\$ -	\$ -	\$ -	\$ -
Total General Fund Contribution					\$ 2,334,941	\$ 2,420,938	\$ 2,118,183	\$ 2,354,663	\$ 2,302,495	\$ -

FINANCE

Janet Dutcher, CPA, CGFM, MPA
Director of Finance

The Office of the Auditor-Controller Division of the Department of Finance is to provide independent accounting, reporting, and auditing services to County departments, special districts, and schools in accordance with federal, state, and local laws in an efficient and cost-effective manner, thus maximizing their value to the people of Mono County.

BUDGET AT A GLANCE	FY2022-23
Total Expenditures	(\$5,216,359)
Total Grant / Earned / Govt Revenues	\$2,932,416
Total Use of Fund Balance	(\$208,859)
<hr/>	
Total General Fund Contribution	\$2,492,802
Total Staff	12.00 FTE
% Funded by General Fund	47.8%

The Treasurer-Tax Collector Division of the Department of Finance is to invest public funds in a way that ensures security of principal, sufficient liquidity to meet operating cash flow needs of pool participants, and to receive a market rate of return while adhering to all applicable laws, statutes, and resolutions. Additionally, the office is to provide high quality consistent customer service to taxpayers and businesses in collecting taxes and licenses while exercising consistent due process in following all federal, state, and local tax laws and ordinances. The Division collects taxes on behalf of all taxing jurisdictions in the County.

DEPARTMENT SERVICES OVERVIEW

Finance. In The Department of Finance provides accounting, budgeting, payroll, cash management and investing, tax billing and collecting and other financial services delivered through two divisions: Auditor-Controller and Treasurer-Tax Collector. Employing and retaining trained and experienced staff in both divisions who can anticipate and solve problems, recognize non-compliance and instruct users on how to fix the underlying causes, and meet deadlines on time and without errors is the Department’s chief challenge. Issues arise when our users and taxpayers’ desires for expediency, flexibility, and/or exceptions to rules and policy conflict with ensuring all transactions comply with federal, state, and local rules and policy. Key opportunities for substantive improvement in our operations is the development of knowledge-based library resources and using technology to offer staff relevant educational training. The Finance Department is responsible for the following budget units:

Budget Unit Identifier	Budget Unit Name	Description of Purpose
100-10-001	General Revenues	Represents the County’s GF discretionary resources that includes property, sales, and transient occupancy taxes, among other sources of revenues having no restrictions.
100-10-071	GF Transfers & Contributions	Used to make County required maintenance of effort (MOE) payments, subsidies to other County services, and support for external agencies and community organizations.
100-10-330	GF Contingency	GF expenditure contingency, according to budget policy. Provides resources when unanticipated spending occurs, or actual spending exceeds existing budget estimates with no other sources of funding.
100-12-070	Finance Department	Operating budget unit for the Finance Department that includes 13 employees.
100-21-075	Court MOE	A budget unit used to pay the County’s obligations with the Superior Court as required by law, including the facilities MOE, Court Operations MOE, and the 50/50 Excess Revenue payment.
101-10-001	General Reserve Fund	A reserve fund, accumulating resources available to financially support the County’s response during a legally declared emergency.

134-22-440	EMS Fund (Maddy's Law)	Revenues consist of the penalty assessments in Government Code section 76000 and 76000.5, per resolution of the Board of Supervisors. Resources are available to support paramedics, emergency hospital visits, and certain physicians and surgeon costs.
150-10-001	Cannabis Taxes Fund	Collection offset by the cost of collection of Cannabis Business Taxes.
151-10-001	Economic Stabilization Fund	A reserve fund, setting aside resources for future spending needs.
179-10-001	Disaster Assistance Fund	Spending and collection of resources associated with officially declared emergencies.
198-10-001	Debt Service Fund	Accumulates resources for making annual debt service payments.
655-10-305	Copier Pool Fund	Pooling of copiers, postage, and folding machines for use by County departments.

For more information, call (760) 932-5410, or visit <https://monocounty.ca.gov/auditor>
<https://www.monocounty.ca.gov/tax>

REQUESTED BUDGET CHANGES FOR FY2022-23

- Difficulties in recruiting has led the department to underfill and invest in training. This produces \$45,000 in salary savings over this year's budget.
- Existing vendor costs are 3% to 7.5% higher than last year.
- \$15,000 to engage a third-party administrator who will update our deferred compensation benefit plan documents and guide the Department in establishing a deferred compensation benefit oversight committee.
- Anticipate spending \$20,000 less on special district audits because the external auditor made significant progress on finishing backlogged unaudited years.
- Travel and training budget increased nearly \$13,000 to accommodate in-person meetings and conferences and also expand training opportunities for newer staff additions.

ACCOMPLISHMENTS AND OBJECTIVES

FY2021-22 Accomplishments

- Supported County efforts to engage employees in leadership opportunities.
- Sent four (4) key Finance employees to the NACo Leadership Academy with a 100% graduation rate.
- Implemented a cross training program to improve collaboration, to strengthen team relationships and motivation, to increase efficiency, and to support succession planning.
- Collections for secured taxes as of May 6, 2022 are at 98.45%, and anticipate that collections will be above 99% by June 30, 2022.
- Fully staffed as of May 16, 2022.
- Committed to recruiting employees that are a good fit, self-motivated, and looking to improve their knowledge and skills.
- Conducted a series of board workshops addressing the County's unfunded pension liability, the more than 90% funding of the County's Other Post Employment Benefits (OPEB) liability, and use of Pension Obligation Bonds and the Pension Rate Stabilization Trust.

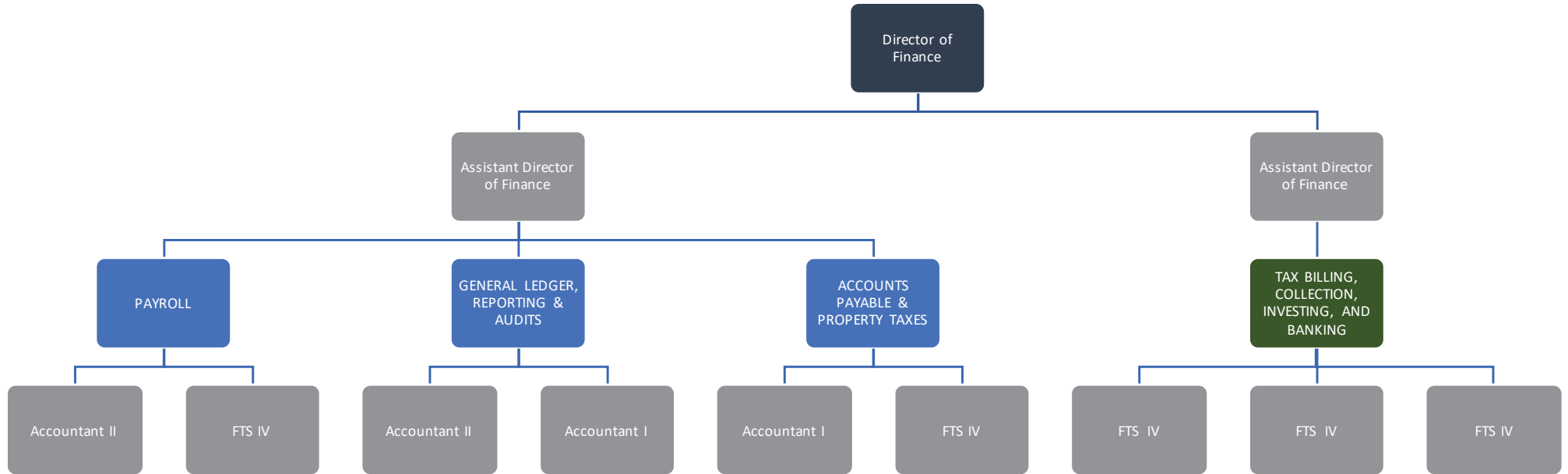
FY2022-23 Objectives

- Migration from Innoprise Suite of software to Harris City Suite application.
- Implementation of capital asset tracking and accounting using City Suite.
- Complete the annual financial audit and reporting by January 31, 2023.
- Complete the preparation of the County's annual cost plan by March 31, 2023.
- Engage a third-party administrator to advise the County about management of Deferred Compensation Plans, including updating of the County's plan documents by June 30, 2023.
- Coordinate quarterly training with outside departments to communicate fiscal processes and best practices.
- Continue exceeding 99% collection on the current secured property tax roll.
- Send two finance employees to the NACo Leadership Academy.



FINANCE

Departmental Organizational Chart



DIVISIONS

Auditor - Controller

Treasurer-Tax Collector

**Finance Department
FY2022-23 Budget Workshop**

Proposal	Account String	Fund	Type	Account Name	FY 2019-20	FY 2020-21	FY 2021-22	FY 2021-22	FY 2022-23	FY 2022-23 CAO
					Actuals	Actuals	Amended Budget	Actuals YTD	Departmental Request	Recommended
FN 100-12-070 (Finance)	100-12-070-12020	100	Revenues	Business License Fees	\$ 17,219	\$ 20,531	\$ 17,000	\$ 11,482	\$ 20,300	\$ -
FN 100-12-070 (Finance)	100-12-070-14030	100	Revenues	CalPERS Discount	\$ 139,095	\$ 149,631	\$ 171,830	\$ 143,192	\$ 193,302	\$ -
FN 100-12-070 (Finance)	100-12-070-15900	100	Revenues	Oth: Other Govt Agencies	\$ -	\$ -	\$ 4,992	\$ -	\$ -	\$ -
FN 100-12-070 (Finance)	100-12-070-16010	100	Revenues	Prop Tax Admin & Collection Fe	\$ 113,306	\$ 122,643	\$ 113,300	\$ 123,796	\$ 130,000	\$ -
FN 100-12-070 (Finance)	100-12-070-16040	100	Revenues	Research & Cost Recovery Fees	\$ 9,580	\$ 12,740	\$ 10,500	\$ 7,010	\$ 12,740	\$ -
FN 100-12-070 (Finance)	100-12-070-16180	100	Revenues	Tax Bill Changes/Spec Assessme	\$ 55	\$ -	\$ -	\$ 728	\$ -	\$ -
FN 100-12-070 (Finance)	100-12-070-16460	100	Revenues	Finance Administration Fees	\$ -	\$ -	\$ -	\$ 37	\$ -	\$ -
FN 100-12-070 (Finance)	100-12-070-16470	100	Revenues	Accounting Service Fees	\$ 26,866	\$ 33,023	\$ 31,334	\$ 21,137	\$ 36,400	\$ -
FN 100-12-070 (Finance)	100-12-070-16503	100	Revenues	Collection Revenue	\$ 8,616	\$ 9,422	\$ 8,600	\$ 9,740	\$ 10,000	\$ -
FN 100-12-070 (Finance)	100-12-070-16550	100	Revenues	Parcel Split/Chg Of Ownership&	\$ -	\$ 239,924	\$ -	\$ 581	\$ -	\$ -
FN 100-12-070 (Finance)	100-12-070-16560	100	Revenues	Redemption Fees	\$ 2,030	\$ 1,950	\$ 1,800	\$ 1,540	\$ 1,800	\$ -
FN 100-12-070 (Finance)	100-12-070-16570	100	Revenues	5% Supplemental Collection Fee	\$ 59,181	\$ 77,908	\$ 59,000	\$ 135,015	\$ 75,000	\$ -
FN 100-12-070 (Finance)	100-12-070-17010	100	Revenues	Miscellaneous Revenue	\$ 7,857	\$ -	\$ -	\$ -	\$ -	\$ -
FN 100-12-070 (Finance)	100-12-070-17030	100	Revenues	Cal-Card Rebate	\$ 16,798	\$ 13,595	\$ 9,300	\$ 9,721	\$ 19,000	\$ -
FN 100-12-070 (Finance)	100-12-070-21100	100	Expenses	Salary And Wages	\$ (880,605)	\$ (958,223)	\$ (1,082,560)	\$ (868,674)	\$ (1,037,522)	\$ -
FN 100-12-070 (Finance)	100-12-070-21120	100	Expenses	Overtime	\$ (3,841)	\$ (7,987)	\$ (5,000)	\$ (2,852)	\$ (5,000)	\$ -
FN 100-12-070 (Finance)	100-12-070-22100	100	Expenses	Employee Benefits	\$ (111,217)	\$ (134,792)	\$ (129,250)	\$ (114,661)	\$ (57,645)	\$ -
FN 100-12-070 (Finance)	100-12-070-22110	100	Expenses	Employee Benefits - Health (Med/Dent/Vis)	\$ (209,240)	\$ (209,495)	\$ (209,379)	\$ (190,771)	\$ (192,624)	\$ -
FN 100-12-070 (Finance)	100-12-070-22120	100	Expenses	Employee Benefits - PERS (ER Portion)	\$ (240,752)	\$ (273,246)	\$ (313,569)	\$ (253,921)	\$ (372,506)	\$ -
FN 100-12-070 (Finance)	100-12-070-30280	100	Expenses	Telephone/Communications	\$ (6,095)	\$ (11,964)	\$ (13,500)	\$ (10,577)	\$ (11,340)	\$ -
FN 100-12-070 (Finance)	100-12-070-30500	100	Expenses	Workers' Comp Ins Expense	\$ (17,258)	\$ (16,223)	\$ (17,786)	\$ (17,786)	\$ (17,012)	\$ -
FN 100-12-070 (Finance)	100-12-070-30510	100	Expenses	Liability Insurance Expense	\$ (10,196)	\$ (10,100)	\$ (9,764)	\$ (9,764)	\$ (9,503)	\$ -
FN 100-12-070 (Finance)	100-12-070-31200	100	Expenses	Equip Maintenance & Repair	\$ (395)	\$ (395)	\$ (395)	\$ (395)	\$ (600)	\$ -
FN 100-12-070 (Finance)	100-12-070-31700	100	Expenses	Membership Fees	\$ (2,171)	\$ (2,556)	\$ (2,650)	\$ (1,926)	\$ (3,615)	\$ -
FN 100-12-070 (Finance)	100-12-070-32000	100	Expenses	Office Expense	\$ (39,423)	\$ (31,783)	\$ (25,000)	\$ (24,597)	\$ (13,940)	\$ -
FN 100-12-070 (Finance)	100-12-070-32010	100	Expenses	TECHNOLOGY EXPENSES	\$ (15,622)	\$ (14,738)	\$ (21,056)	\$ (21,056)	\$ (28,131)	\$ -
FN 100-12-070 (Finance)	100-12-070-32020	100	Expenses	Technology Expense-Software Licenses	\$ (160,344)	\$ (204,776)	\$ (205,835)	\$ (250,186)	\$ (225,942)	\$ -
FN 100-12-070 (Finance)	100-12-070-32030	100	Expenses	Copier Pool	\$ -	\$ -	\$ -	\$ -	\$ (22,923)	\$ -
FN 100-12-070 (Finance)	100-12-070-32350	100	Expenses	Annual Audit	\$ (102,915)	\$ (127,177)	\$ (137,691)	\$ (69,397)	\$ (117,161)	\$ -
FN 100-12-070 (Finance)	100-12-070-32360	100	Expenses	Consulting Services	\$ (23,110)	\$ (23,580)	\$ (20,000)	\$ (12,790)	\$ (21,000)	\$ -
FN 100-12-070 (Finance)	100-12-070-32500	100	Expenses	Professional & Specialized Ser	\$ (42,777)	\$ (75,329)	\$ (91,965)	\$ (63,384)	\$ (77,500)	\$ -
FN 100-12-070 (Finance)	100-12-070-32800	100	Expenses	Publications & Legal Notices	\$ (1,657)	\$ (2,237)	\$ (2,200)	\$ (985)	\$ (3,400)	\$ -
FN 100-12-070 (Finance)	100-12-070-33120	100	Expenses	Special Department Expense	\$ (58,895)	\$ (10,459)	\$ (5,485)	\$ (7,494)	\$ (9,550)	\$ -
FN 100-12-070 (Finance)	100-12-070-33350	100	Expenses	Travel & Training Expense	\$ (22,491)	\$ (6,412)	\$ (19,674)	\$ (12,998)	\$ (34,050)	\$ -
FN 100-12-070 (Finance)	100-12-070-33351	100	Expenses	Vehicle Fuel Costs	\$ (46)	\$ -	\$ -	\$ (8)	\$ (500)	\$ -
FN 100-12-070 (Finance)	100-12-070-33360	100	Expenses	Motor Pool Expense	\$ (318)	\$ -	\$ -	\$ (23)	\$ (1,000)	\$ -
FN 100-12-070 (Finance)	100-12-070-70500	100	Expenses	Credit Card Clearing Account	\$ (31)	\$ -	\$ -	\$ -	\$ -	\$ -
Finance Revenue Total					\$ 400,604	\$ 681,367	\$ 427,656	\$ 463,978	\$ 498,542	\$ -
Finance Expenditure Total					\$ (1,949,398)	\$ (2,121,472)	\$ (2,312,759)	\$ (1,934,244)	\$ (2,262,464)	\$ -
Finance General Fund Contribution					\$ 1,548,794	\$ 1,440,106	\$ 1,885,103	\$ 1,470,266	\$ 1,763,922	\$ -

**Finance Department
FY2022-23 Budget Workshop**

Proposal	Account String	Fund	Type	Account Name	FY 2019-20	FY 2020-21	FY 2021-22	FY 2021-22	FY 2022-23	FY 2022-23 CAO
					Actuals	Actuals	Amended Budget	Actuals YTD	Departmental Request	Recommended
FN 100-21-075 (Court MOE)	100-21-075-33120	100	Expenses	Special Department Expense	\$ (156,553)	\$ -	\$ -	\$ -	\$ -	\$ -
FN 100-21-075 (Court MOE)	100-21-075-38000	100	Expenses	Revenue Moe	\$ (611,422)	\$ (513,380)	\$ (514,000)	\$ (409,748)	\$ (519,748)	\$ -
FN 100-21-075 (Court MOE)	100-21-075-38001	100	Expenses	County Facilities Moe	\$ (209,132)	\$ (211,324)	\$ (209,132)	\$ (209,441)	\$ (209,132)	\$ -
Court MOE Revenue Total					\$ -	\$ -	\$ -	\$ -	\$ -	\$ -
Court MOE Expenditure Total					\$ (977,107)	\$ (724,703)	\$ (723,132)	\$ (619,189)	\$ (728,880)	\$ -
Court MOE General Fund Contribution					\$ 977,107	\$ 724,703	\$ 723,132	\$ 619,189	\$ 728,880	\$ -
FN 101-10-001 (General Reserve)	101-10-001-14010	101	Revenues	Interest Income	\$ 59,056	\$ 30,564	\$ -	\$ 6,604	\$ -	\$ -
FN 101-10-001 (General Reserve)	101-10-001-18100	101	Revenues	Operating Transfers In	\$ 364,470	\$ -	\$ 500,000	\$ 500,000	\$ -	\$ -
FN 101-10-001 (General Reserve)	101-10-001-60100	101	Expenses	Operating Transfers Out	\$ (500,000)	\$ (500,000)	\$ -	\$ -	\$ -	\$ -
General Reserve Revenue Total					\$ 423,526	\$ 30,564	\$ 500,000	\$ 506,604	\$ -	\$ -
General Reserve Expenditure Total					\$ (500,000)	\$ (500,000)	\$ -	\$ -	\$ -	\$ -
General Reserve Use of Fund Balance					\$ (76,474)	\$ (469,436)	\$ 500,000	\$ 506,604	\$ -	\$ -
FN 134-22-440 (EMS Fund)	134-41-860-13040	134	Revenues	Court Fines & Penalties	\$ 33,924	\$ 109,907	\$ -	\$ 30,890	\$ 35,000	\$ -
FN 134-22-440 (EMS Fund)	134-41-860-14010	134	Revenues	Interest Income	\$ 8,909	\$ 5,566	\$ -	\$ 1,567	\$ 8,000	\$ -
FN 134-22-440 (EMS Fund)	134-41-860-20010	134	Expenses	Expenditures	\$ -	\$ (10,804)	\$ -	\$ -	\$ (10,879)	\$ -
EMS Fund Revenue Total					\$ 42,833	\$ 115,473	\$ -	\$ 32,457	\$ 43,000	\$ -
EMS Fund Expenditure Total					\$ -	\$ (10,804)	\$ -	\$ -	\$ (10,879)	\$ -
EMS Fund Use of Fund Balance					\$ 42,833	\$ 104,669	\$ -	\$ 32,457	\$ 32,121	\$ -
FN 150-10-001 (Cannabis Taxes)	150-10-001-10105	150	Revenues	Cannabis taxes	\$ 28,850	\$ 68,311	\$ 60,000	\$ 43,201	\$ 60,500	\$ -
FN 150-10-001 (Cannabis Taxes)	150-10-001-14010	150	Revenues	Interest Income	\$ 247	\$ 664	\$ -	\$ 281	\$ 1,400	\$ -
FN 150-10-001 (Cannabis Taxes)	150-00-000-33134	150	Expenses	Special Department Expense	\$ -	\$ -	\$ (2,884)	\$ -	\$ (2,500)	\$ -
Cannabis Taxes Revenue Total					\$ 29,097	\$ 68,975	\$ 60,000	\$ 43,482	\$ 61,900	\$ -
Cannabis Taxes Expenditure Total					\$ -	\$ -	\$ (2,884)	\$ -	\$ (2,500)	\$ -
Cannabis Taxes Use of Fund Balance					\$ 29,097	\$ 68,975	\$ 57,116	\$ 43,482	\$ 59,400	\$ -
FN 151-10-001 (Economic Stabilization)	151-10-001-14010	151	Revenues	Interest Income	\$ 65,551	\$ 35,648	\$ -	\$ 11,182	\$ -	\$ -
FN 151-10-001 (Economic Stabilization)	151-10-001-18100	151	Revenues	Operating Transfers In	\$ 343,000	\$ 1,000,000	\$ 1,660,964	\$ 1,660,964	\$ -	\$ -
FN 151-10-001 (Economic Stabilization)	151-10-001-60100	151	Expenses	Operating Transfers Out	\$ (555,000)	\$ -	\$ -	\$ -	\$ -	\$ -
Economic Stabilization Revenue Total					\$ 408,551	\$ 1,035,648	\$ 1,660,964	\$ 1,672,146	\$ -	\$ -
Economic Stabilization Expenditure Total					\$ (555,000)	\$ -	\$ -	\$ -	\$ -	\$ -
Economic Stabilization Use of Fund Balance					\$ (146,449)	\$ 1,035,648	\$ 1,660,964	\$ 1,672,146	\$ -	\$ -

**Finance Department
FY2022-23 Budget Workshop**

Proposal	Account String	Fund	Type	Account Name	FY 2019-20	FY 2020-21	FY 2021-22	FY 2021-22	FY 2022-23	FY 2022-23 CAO
					Actuals	Actuals	Amended Budget	Actuals YTD	Departmental Request	Recommended
FN 179-10-001 (Disaster Assistance)	179-10-001-14010	179	Revenues	Interest Income	\$ 19,564	\$ 9,027	\$ -	\$ 6,178	\$ -	\$ -
FN 179-10-001 (Disaster Assistance)	179-10-001-15806	179	Revenues	Fed: FEMA Disaster Assistance	\$ -	\$ -	\$ 205,414	\$ -	\$ 81,000	\$ -
FN 179-10-001 (Disaster Assistance)	179-10-001-15819	179	Revenues	Fed: Misc Fed Grants	\$ -	\$ 1,372,779	\$ -	\$ -	\$ -	\$ -
FN 179-10-001 (Disaster Assistance)	179-10-001-15900	179	Revenues	Oth: Other Govt Agencies	\$ -	\$ (17,575)	\$ -	\$ -	\$ -	\$ -
FN 179-10-001 (Disaster Assistance)	179-10-001-18100	179	Revenues	Operating Transfers In	\$ 500,000	\$ 500,000	\$ -	\$ -	\$ -	\$ -
FN 179-10-001 (Disaster Assistance)	179-10-002-15554	179	Revenues	Coronavirus State and Local Fiscal Recovery Func	\$ -	\$ 1,408,234	\$ -	\$ -	\$ -	\$ -
FN 179-10-001 (Disaster Assistance)	179-10-002-15806	179	Revenues	Fed: FEMA Disaster Assistance	\$ -	\$ 219,865	\$ -	\$ -	\$ -	\$ -
FN 179-10-001 (Disaster Assistance)	179-10-002-15900	179	Revenues	Oth: Other Govt Agencies	\$ 83,412	\$ 256,485	\$ 124,257	\$ 58,549	\$ -	\$ -
FN 179-10-001 (Disaster Assistance)	179-10-003-15095	179	Revenues	St: Disaster Relief	\$ -	\$ -	\$ -	\$ 7,663	\$ -	\$ -
FN 179-10-001 (Disaster Assistance)	179-10-003-15900	179	Revenues	Oth: Other Govt Agencies	\$ -	\$ 80,000	\$ -	\$ -	\$ -	\$ -
FN 179-10-001 (Disaster Assistance)	179-10-003-17100	179	Revenues	Insurance Reimbursement	\$ -	\$ 40,597	\$ -	\$ 11,344	\$ -	\$ -
FN 179-10-001 (Disaster Assistance)	179-10-001-21100	179	Expenses	Salary And Wages	\$ -	\$ -	\$ -	\$ -	\$ (84,500)	\$ -
FN 179-10-001 (Disaster Assistance)	179-10-001-22100	179	Expenses	Employee Benefits	\$ -	\$ -	\$ -	\$ -	\$ (5,500)	\$ -
FN 179-10-001 (Disaster Assistance)	179-10-001-22110	179	Expenses	Employee Benefits - Health (Med/Dent/Vis)	\$ (233)	\$ -	\$ -	\$ -	\$ -	\$ -
FN 179-10-001 (Disaster Assistance)	179-10-001-32450	179	Expenses	Contract Services	\$ -	\$ 416,222	\$ -	\$ -	\$ -	\$ -
FN 179-10-001 (Disaster Assistance)	179-10-001-32500	179	Expenses	Professional & Specialized Ser	\$ -	\$ (9,009)	\$ -	\$ -	\$ -	\$ -
FN 179-10-001 (Disaster Assistance)	179-10-001-33120	179	Expenses	Special Department Expense	\$ -	\$ -	\$ -	\$ (897)	\$ -	\$ -
FN 179-10-001 (Disaster Assistance)	179-10-001-53030	179	Expenses	Capital Equipment, \$5,000+	\$ -	\$ (60,836)	\$ -	\$ -	\$ -	\$ -
FN 179-10-001 (Disaster Assistance)	179-10-001-60100	179	Expenses	Operating Transfers Out	\$ (364,470)	\$ -	\$ -	\$ -	\$ -	\$ -
FN 179-10-001 (Disaster Assistance)	179-10-002-21100	179	Expenses	Salary And Wages	\$ (120,638)	\$ (466,546)	\$ (156,000)	\$ (88,925)	\$ (83,440)	\$ -
FN 179-10-001 (Disaster Assistance)	179-10-002-21120	179	Expenses	Overtime	\$ (7,164)	\$ (19,830)	\$ (4,000)	\$ (1,166)	\$ (1,166)	\$ -
FN 179-10-001 (Disaster Assistance)	179-10-002-22100	179	Expenses	Employee Benefits	\$ (10,696)	\$ (40,654)	\$ (35,330)	\$ (14,395)	\$ 7,424	\$ -
FN 179-10-001 (Disaster Assistance)	179-10-002-32010	179	Expenses	TECHNOLOGY EXPENSES	\$ -	\$ (1,638)	\$ (4,185)	\$ (4,325)	\$ (10,141)	\$ -
FN 179-10-001 (Disaster Assistance)	179-10-860-21100	179	Expenses	Salary And Wages	\$ (107,013)	\$ (198,245)	\$ (95,455)	\$ (51,391)	\$ (20,079)	\$ -
FN 179-10-001 (Disaster Assistance)	179-10-860-21120	179	Expenses	Overtime	\$ (4,720)	\$ (25,735)	\$ -	\$ (720)	\$ (183)	\$ -
FN 179-10-001 (Disaster Assistance)	179-10-860-22100	179	Expenses	Employee Benefits	\$ (14,595)	\$ (28,551)	\$ (10,045)	\$ (3,981)	\$ (1,355)	\$ -
FN 179-10-001 (Disaster Assistance)	179-10-860-22120	179	Expenses	Employee Benefits - PERS (ER Portion)	\$ -	\$ -	\$ -	\$ (900)	\$ (599)	\$ -
FN 179-10-001 (Disaster Assistance)	179-10-860-32010	179	Expenses	TECHNOLOGY EXPENSES	\$ -	\$ (204)	\$ -	\$ -	\$ (3,702)	\$ -
Disaster Assistance Revenue Total					\$ 602,977	\$ 3,869,411	\$ 329,671	\$ 83,734	\$ 81,000	\$ -
Disaster Assistance Expenditure Total					\$ (629,529)	\$ (435,027)	\$ (305,015)	\$ (166,699)	\$ (203,242)	\$ -
Disaster Assistance Use of Fund Balance					\$ (26,553)	\$ 3,434,384	\$ 24,656	\$ (82,965)	\$ (122,242)	\$ -
FN 198-10-001 (Debt Service)	198-10-001-14010	198	Revenues	Interest Income	\$ -	\$ -	\$ -	\$ -	\$ 50,000	\$ -
FN 198-10-001 (Debt Service)	198-10-001-15900	198	Revenues	Oth: Other Govt Agencies	\$ -	\$ -	\$ -	\$ -	\$ 25,000	\$ -
FN 198-10-001 (Debt Service)	198-10-001-18100	198	Revenues	Operating Transfers In	\$ 153,203	\$ 1,919,571	\$ 1,700,952	\$ 1,280,858	\$ 2,064,774	\$ -
FN 198-10-001 (Debt Service)	198-10-001-35200	198	Expenses	Bond Expenses	\$ (591)	\$ (795)	\$ (10,000)	\$ (1,950)	\$ (6,450)	\$ -
FN 198-10-001 (Debt Service)	198-10-001-35210	198	Expenses	Bond/Loan Interest	\$ (25,412)	\$ (956,059)	\$ (939,298)	\$ (933,747)	\$ (1,083,020)	\$ -
FN 198-10-001 (Debt Service)	198-10-001-60045	198	Expenses	Bond/Loan Principle Repayment	\$ (127,200)	\$ (468,800)	\$ (496,100)	\$ (419,700)	\$ (806,200)	\$ -
Debt Service Revenue Total					\$ 153,203	\$ 1,919,571	\$ 1,700,952	\$ 1,280,858	\$ 2,139,774	\$ -
Debt Service Expenditure Total					\$ (153,203)	\$ (1,425,654)	\$ (1,445,398)	\$ (1,355,397)	\$ (1,895,670)	\$ -
Debt Service Use of Fund Balance					\$ -	\$ 493,917	\$ 255,554	\$ (74,539)	\$ 244,104	\$ -

**Finance Department
FY2022-23 Budget Workshop**

Proposal	Account String	Fund	Type	Account Name	FY 2019-20	FY 2020-21	FY 2021-22	FY 2021-22	FY 2022-23	FY 2022-23 CAO
					Actuals	Actuals	Amended Budget	Actuals YTD	Departmental Request	Recommended
FN 655-10-305 (Copier Pool)	655-10-305-14010	655	Revenues	Interest Income	\$ 1,255	\$ 739	\$ 500	\$ 151	\$ 700	\$ -
FN 655-10-305 (Copier Pool)	655-10-305-16950	655	Revenues	Inter-Fund Revenue	\$ 72,687	\$ 60,518	\$ 69,500	\$ 61,024	\$ 107,500	\$ -
FN 655-10-305 (Copier Pool)	655-10-305-16959	655	Revenues	Inter-Fund Replacement Revenue	\$ 31,837	\$ 24,895	\$ 30,750	\$ 20,139	\$ -	\$ -
FN 655-10-305 (Copier Pool)	655-10-305-30270	655	Expenses	Administration Expense	\$ -	\$ (1,752)	\$ (1,800)	\$ -	\$ (2,000)	\$ -
FN 655-10-305 (Copier Pool)	655-10-305-31200	655	Expenses	Equip Maintenance & Repair	\$ (42,724)	\$ (43,778)	\$ (44,000)	\$ (33,357)	\$ (45,000)	\$ -
FN 655-10-305 (Copier Pool)	655-10-305-32000	655	Expenses	Office Expense	\$ (28,974)	\$ (29,226)	\$ (30,500)	\$ (19,434)	\$ (31,500)	\$ -
FN 655-10-305 (Copier Pool)	655-10-305-39000	655	Expenses	Depreciation Expense	\$ (26,399)	\$ (19,422)	\$ -	\$ -	\$ -	\$ -
FN 655-10-305 (Copier Pool)	655-10-305-39005	655	Expenses	Capital Asset Offset	\$ -	\$ 12,297	\$ -	\$ -	\$ -	\$ -
FN 655-10-305 (Copier Pool)	655-10-305-39010	655	Expenses	Net Book Retired Assets	\$ (1,362)	\$ -	\$ -	\$ -	\$ -	\$ -
FN 655-10-305 (Copier Pool)	655-10-305-53030	655	Expenses	Capital Equipment, \$5,000+	\$ (10,321)	\$ (12,297)	\$ (21,000)	\$ -	\$ (29,000)	\$ -
FN 655-10-305 (Copier Pool)	655-10-305-72960	655	Expenses	A-87 Indirect Costs	\$ (4,351)	\$ (4,975)	\$ (5,074)	\$ (2,003)	\$ (5,224)	\$ -
Copier Pool Revenue Total					\$ 105,778	\$ 86,151	\$ 100,750	\$ 81,314	\$ 108,200	\$ -
Copier Pool Expenditure Total					\$ (114,132)	\$ (99,152)	\$ (102,374)	\$ (54,794)	\$ (112,724)	\$ -
Copier Pool Use of Fund Balance					\$ (8,353)	\$ (13,001)	\$ (1,624)	\$ 26,520	\$ (4,524)	\$ -
Total Department Expenditures					\$ (4,878,368)	\$ (5,316,813)	\$ (4,891,562)	\$ (4,130,324)	\$ (5,216,359)	\$ -
Total Grant / Earned / Govt Revenues					\$ 2,166,569	\$ 7,807,160	\$ 4,779,993	\$ 4,164,573	\$ 2,932,416	\$ -
Total Use of Fund Balance					\$ (185,899)	\$ 4,655,156	\$ 2,496,666	\$ 2,123,704	\$ 208,859	\$ -
Total General Fund Contribution					\$ 2,525,900	\$ 2,164,809	\$ 2,608,235	\$ 2,089,456	\$ 2,492,802	\$ -

**Capital Improvement Program
FY2022-23 Budget Workshop**

Proposal	Account String	Fund	Type	Account Name	FY 2019-20	FY 2020-21	FY 2021-22	FY 2021-22	FY 2022-23	FY 2022-23 CAO
					Actuals	Actuals	Amended Budget	Actuals YTD	Departmental Request	Recommended
CIP 190-18-725 (CIP)	190-18-725-15900	190	Revenues	Oth: Other Govt Agencies	\$ -	\$ -	\$ -	\$ -	\$ 121,600	\$ -
CIP 190-18-725 (CIP)	190-18-725-17050	190	Revenues	Donations & Contributions	\$ 280	\$ 300	\$ -	\$ 200	\$ -	\$ -
CIP 190-18-725 (CIP)	190-18-725-17180	190	Revenues	Courthouse Construction Fund	\$ -	\$ 75,998	\$ 25,000	\$ -	\$ 180,000	\$ -
CIP 190-18-725 (CIP)	190-18-725-18100	190	Revenues	Operating Transfers In	\$ 101,017	\$ -	\$ 395,000	\$ -	\$ 2	\$ -
CIP 190-18-725 (CIP)	190-18-725-31400	190	Expenses	Building/Land Maint & Repair	\$ (500)	\$ (2,187)	\$ -	\$ (2,900)	\$ -	\$ -
CIP 190-18-725 (CIP)	190-18-725-52011	190	Expenses	Buildings & Improvements	\$ (147,955)	\$ (180,528)	\$ (530,000)	\$ (87,692)	\$ (332,002)	\$ -
CIP Revenue Total					\$ 101,297	\$ 76,298	\$ 420,000	\$ 200	\$ 301,602	\$ -
CIP Expenditure Total					\$ (148,455)	\$ (182,715)	\$ (530,000)	\$ (90,592)	\$ (332,002)	\$ -
CIP Use of Fund Balance					\$ (47,157)	\$ (106,417)	\$ (110,000)	\$ (90,392)	\$ (30,400)	\$ -
CIP 191-18-001 (CIP Emergency Comm. System)	191-18-001-18100	191	Revenues	Operating Transfers In	\$ 170,000	\$ -	\$ -	\$ -	\$ -	\$ -
CIP 191-18-001 (CIP Emergency Comm. System)	191-18-001-53030	191	Expenses	Capital Equipment, \$5,000+	\$ -	\$ (71,846)	\$ (50,000)	\$ (14,619)	\$ (91,000)	\$ -
CIP 191-18-001 (CIP Emergency Comm. System)	191-18-001-60100	191	Expenses	Operating Transfers Out	\$ (100,386)	\$ -	\$ -	\$ -	\$ -	\$ -
CIP Emergency Comm. System Revenue Total					\$ 170,000	\$ -	\$ -	\$ -	\$ -	\$ -
CIP Emergency Comm. System Expenditure Total					\$ (100,386)	\$ (71,846)	\$ (50,000)	\$ (14,619)	\$ (91,000)	\$ -
CIP Emergency Comm. System Use of Fund Balance					\$ 69,614	\$ (71,846)	\$ (50,000)	\$ (14,619)	\$ (91,000)	\$ -
CIP 192-22-460 (CIP Criminal Justice Facility)	192-22-460-14010	192	Revenues	Interest Income	\$ -	\$ -	\$ -	\$ -	\$ -	\$ -
CIP 192-22-460 (CIP Criminal Justice Facility)	192-22-460-15415	192	Revenues	St: SB844	\$ -	\$ -	\$ 25,000,000	\$ -	\$ 25,000,000	\$ -
CIP 192-22-460 (CIP Criminal Justice Facility)	192-22-460-15900	192	Revenues	Oth: Other Govt Agencies	\$ -	\$ 129,814	\$ -	\$ -	\$ -	\$ -
CIP 192-22-460 (CIP Criminal Justice Facility)	192-22-460-18100	192	Revenues	Operating Transfers In	\$ 300,000	\$ 707,137	\$ -	\$ -	\$ -	\$ -
CIP 192-22-460 (CIP Criminal Justice Facility)	192-22-460-53022	192	Expenses	Fixed Assets: Buildings	\$ -	\$ (338,698)	\$ (26,404,164)	\$ (503,392)	\$ (32,235,031)	\$ -
CIP Criminal Justice Facility Revenue Total					\$ 300,000	\$ 836,951	\$ 25,000,000	\$ -	\$ 25,000,000	\$ -
CIP Criminal Justice Facility Expenditure Total					\$ -	\$ (338,698)	\$ (26,404,164)	\$ (503,392)	\$ (32,235,031)	\$ -
CIP Criminal Justice Facility Use of Fund Balance					\$ 300,000	\$ 498,252	\$ (1,404,164)	\$ (503,392)	\$ (7,235,031)	\$ -

**Capital Improvement Program
FY2022-23 Budget Workshop**

Proposal	Account String	Fund	Type	Account Name	FY 2019-20	FY 2020-21	FY 2021-22	FY 2021-22	FY 2022-23	FY 2022-23 CAO
					Actuals	Actuals	Amended Budget	Actuals YTD	Departmental Request	Recommended
CIP 193-18-725 (CIP Civic Center Project)	193-18-725-14010	193	Revenues	Interest Income	\$ 233,330	\$ 1,926	\$ -	\$ 12	\$ -	\$ -
CIP 193-18-725 (CIP Civic Center Project)	193-18-725-17010	193	Revenues	Miscellaneous Revenue	\$ -	\$ -	\$ 264,774	\$ -	\$ -	\$ -
CIP 193-18-725 (CIP Civic Center Project)	193-18-725-18100	193	Revenues	Operating Transfers In	\$ 565,000	\$ 71,768	\$ 150,000	\$ 150,000	\$ -	\$ -
CIP 193-18-725 (CIP Civic Center Project)	193-18-725-32500	193	Expenses	Professional & Specialized Services	\$ (465,534)	\$ (10,596)	\$ -	\$ -	\$ -	\$ -
CIP 193-18-725 (CIP Civic Center Project)	193-18-725-32950	193	Expenses	Rents & Leases - Real Property	\$ (30,000)	\$ -	\$ -	\$ -	\$ -	\$ -
CIP 193-18-725 (CIP Civic Center Project)	193-18-725-35200	193	Expenses	Bond Expenses	\$ (1,200)	\$ (1,200)	\$ -	\$ -	\$ -	\$ -
CIP 193-18-725 (CIP Civic Center Project)	193-18-725-35210	193	Expenses	Bond/Loan Interest	\$ (939,975)	\$ -	\$ -	\$ -	\$ -	\$ -
CIP 193-18-725 (CIP Civic Center Project)	193-18-725-53022	193	Expenses	Fixed Assets: Buildings	\$ (15,224,743)	\$ (114,352)	\$ (388,328)	\$ (165,384)	\$ -	\$ -
CIP 193-18-725 (CIP Civic Center Project)	193-18-725-53023	193	Expenses	Fixed Assets: Land	\$ -	\$ (1,020)	\$ (15,000)	\$ -	\$ -	\$ -
CIP 193-18-725 (CIP Civic Center Project)	193-18-725-53030	193	Expenses	Capital Equipment, \$5,000+	\$ (368,811)	\$ (8,946)	\$ (50,000)	\$ -	\$ -	\$ -
CIP 193-18-725 (CIP Civic Center Project)	193-18-725-60100	193	Expenses	Operating Transfers Out	\$ -	\$ (213,360)	\$ -	\$ -	\$ -	\$ -
CIP Civic Center Project Revenue Total					\$ 798,330	\$ 73,694	\$ 414,774	\$ 150,012	\$ -	\$ -
CIP Civic Center Project Expenditure Total					\$ (17,030,262)	\$ (349,474)	\$ (453,328)	\$ (165,384)	\$ -	\$ -
CIP Civic Center Project Use of Fund Balance					\$ (16,231,933)	\$ (275,780)	\$ (38,554)	\$ (15,372)	\$ -	\$ -
Total Department Expenditures					\$ (17,279,103)	\$ (942,734)	\$ (27,437,492)	\$ (773,987)	\$ (32,658,033)	\$ -
Total Grant / Earned / Govt Revenues					\$ 1,369,627	\$ 986,943	\$ 25,834,774	\$ 150,212	\$ 25,301,602	\$ -
Total Use of Fund Balance					\$ (15,909,476)	\$ 44,209	\$ (1,602,718)	\$ (623,775)	\$ (7,356,431)	\$ -
Total General Fund Contribution					\$ -	\$ -	\$ -	\$ -	\$ -	\$ -

INFORMATION TECHNOLOGY

Nate Greenberg
Information Technology Director

Empower our community by providing exceptional technology and customer service.

BUDGET AT A GLANCE	FY2022-23
Total Expenditures	(\$3,706,333)
Total Grant / Earned / Govt Revenues	\$1,602,194
Total Use of Fund Balance	\$583
<hr/>	
Total General Fund Contribution	\$2,103,556
Total Staff	12.00 FTE
% Funded by General Fund	56.8%

DEPARTMENT SERVICES OVERVIEW

Information Technology. The Mono County IT Department is a Tier 2 - Essential Services department which provides the core technology, data, and communications infrastructure for Mono County and the Town of Mammoth Lakes. The Department is comprised of 12FTE employees who are spread between three business lines: Infrastructure, Services, and Applications/GIS. In addition to the core IT services which are provided to our users, the IT Department is responsible for management of the Radio & Communications Division (151) which is primarily focused on maintaining and improving Mono County’s Public Safety & Administration Land-Mobile Radio System (LMRS).

For more information, call (760) 932-5500, or visit <https://monocounty.ca.gov/IT> & <https://gis.mono.ca.gov>

REQUESTED BUDGET CHANGES FOR FY2022-23

- Request for approximately \$66k in general fund investment for new information security measures.
- One-time request of approximately \$100k to cover the planning and resource gathering phase of implementing the statewide CRIS radio system.

ACCOMPLISHMENTS AND OBJECTIVES

FY2021-22 Accomplishments

- Adoption of 2022 – 2024 Information Technology Strategic Plan
- Implementation of IP based radio backhaul link for Antelope Mountain, Casa Diablo, and Sub Hill repeater sites
- Development and implementation of a new HR Management System and Job/Applicant Tracking System on a low-code platform
- 2nd place in Digital Counties Survey award (<https://www.govtech.com/dc/digital-counties/digital-counties-survey-2021-winners-announced>)
- Implementation of Dana Conference Room A/V in the Civic Center

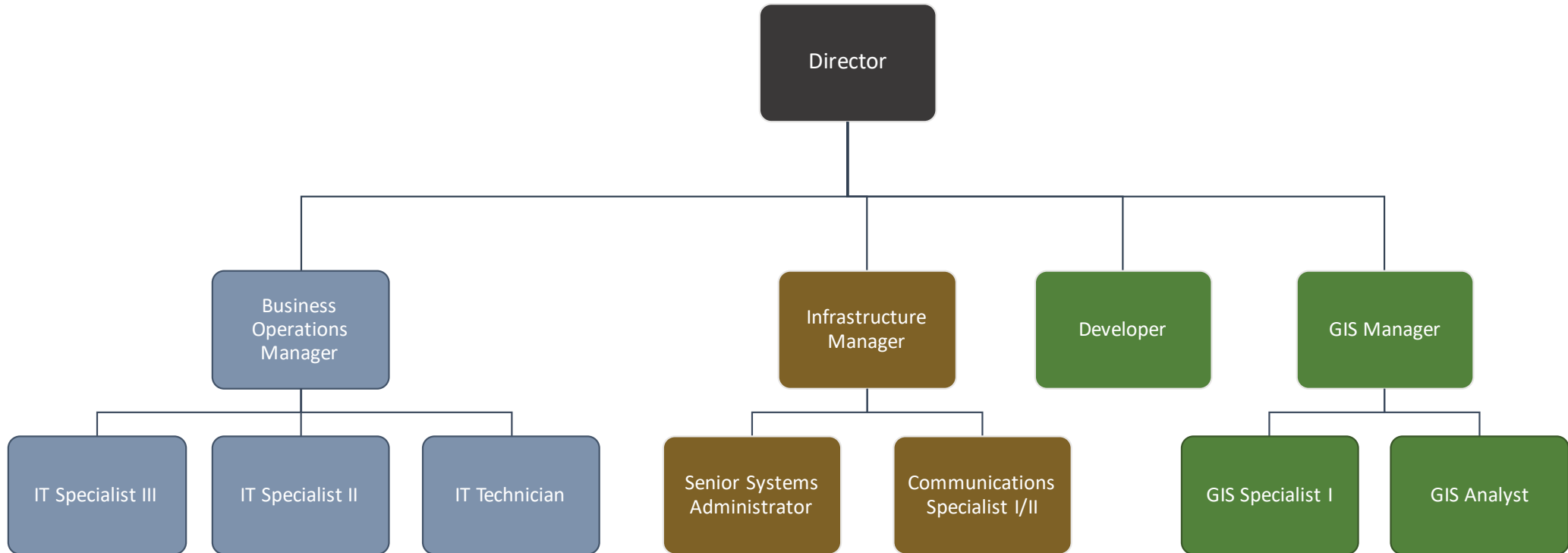
FY2022-23 Objectives

- Further the implementation and maturity of the County’s information security initiatives, including retaining resources to assist with monitoring for and responding to incidents.
- Preparing for the implementation of the statewide CRIS radio system in Mono County
- Further staff capability through hiring, retention, training, and development
- Support the implementation of new critical business systems in Probation, Clerk-Recorder, Behavioral Health, and Laserfiche as an enterprise record management system



INFORMATION TECHNOLOGY

Departmental Organizational Chart



DIVISIONS

- Services
- Infrastructure
- Applications/ GIS

**Information Technology
FY2022-23 Budget Workshop**

Proposal	Account String	Fund	Type	Account Name	FY 2019-20	FY 2020-21	FY 2021-22	FY 2021-22	FY 2022-23	FY 2022-23 CAO
					Actuals	Actuals	Amended Budget	Actuals YTD	Departmental Request	Recommended
IT 100-17-150 (Information Technology)	100-17-150-16900	100	Revenues	Misc Charges For Services	\$ 48,063	\$ 12,952	\$ -	\$ 147	\$ -	\$ -
IT 100-17-150 (Information Technology)	100-17-150-16951	100	Revenues	It Service Contracts	\$ 354,494	\$ 303,800	\$ 307,000	\$ 190,517	\$ 297,000	\$ -
IT 100-17-150 (Information Technology)	100-17-150-21100	100	Expenses	Salary And Wages	\$ (910,493)	\$ (1,019,313)	\$ (1,026,216)	\$ (919,212)	\$ (1,099,159)	\$ -
IT 100-17-150 (Information Technology)	100-17-150-21120	100	Expenses	Overtime	\$ (4,375)	\$ (5,993)	\$ (10,000)	\$ (8,013)	\$ (5,000)	\$ -
IT 100-17-150 (Information Technology)	100-17-150-22100	100	Expenses	Employee Benefits	\$ (121,111)	\$ (133,481)	\$ (126,616)	\$ (103,292)	\$ (51,682)	\$ -
IT 100-17-150 (Information Technology)	100-17-150-22110	100	Expenses	Employee Benefits - Health (Med/Dent/Vis)	\$ (207,606)	\$ (185,524)	\$ (166,832)	\$ (136,649)	\$ (198,077)	\$ -
IT 100-17-150 (Information Technology)	100-17-150-22120	100	Expenses	Employee Benefits - PERS (ER Portion)	\$ (277,062)	\$ (284,473)	\$ (298,884)	\$ (245,702)	\$ (388,494)	\$ -
IT 100-17-150 (Information Technology)	100-17-150-30280	100	Expenses	Telephone/Communications	\$ (119,047)	\$ (77,816)	\$ (12,200)	\$ (14,875)	\$ (10,301)	\$ -
IT 100-17-150 (Information Technology)	100-17-150-30500	100	Expenses	Workers' Comp Ins Expense	\$ (31,973)	\$ (25,307)	\$ (23,114)	\$ (23,114)	\$ (45,642)	\$ -
IT 100-17-150 (Information Technology)	100-17-150-30510	100	Expenses	Liability Insurance Expense	\$ (12,534)	\$ (12,322)	\$ (12,563)	\$ (12,563)	\$ (9,719)	\$ -
IT 100-17-150 (Information Technology)	100-17-150-31200	100	Expenses	Equip Maintenance & Repair	\$ (5,065)	\$ (2,795)	\$ (2,500)	\$ (2,397)	\$ (2,500)	\$ -
IT 100-17-150 (Information Technology)	100-17-150-31400	100	Expenses	Building/Land Maint & Repair	\$ -	\$ -	\$ -	\$ -	\$ (6,000)	\$ -
IT 100-17-150 (Information Technology)	100-17-150-32000	100	Expenses	Office Expense	\$ (4,098)	\$ (1,716)	\$ (2,500)	\$ (2,624)	\$ (2,500)	\$ -
IT 100-17-150 (Information Technology)	100-17-150-32010	100	Expenses	TECHNOLOGY EXPENSES	\$ (15,684)	\$ (18,625)	\$ (23,365)	\$ (23,365)	\$ (26,082)	\$ -
IT 100-17-150 (Information Technology)	100-17-150-32020	100	Expenses	Technology Expense-Software Licenses	\$ (5,749)	\$ (2,534)	\$ (2,330)	\$ (1,048)	\$ (1,950)	\$ -
IT 100-17-150 (Information Technology)	100-17-150-32360	100	Expenses	Consulting Services	\$ (1,800)	\$ (22,577)	\$ (3,300)	\$ (1,800)	\$ -	\$ -
IT 100-17-150 (Information Technology)	100-17-150-32950	100	Expenses	Rents & Leases - Real Property	\$ (16,063)	\$ (357)	\$ -	\$ -	\$ -	\$ -
IT 100-17-150 (Information Technology)	100-17-150-33350	100	Expenses	Travel & Training Expense	\$ (13,695)	\$ (6,087)	\$ (9,000)	\$ (7,882)	\$ (15,000)	\$ -
IT 100-17-150 (Information Technology)	100-17-150-33351	100	Expenses	Vehicle Fuel Costs	\$ (3,783)	\$ (2,400)	\$ (4,480)	\$ (3,743)	\$ (3,500)	\$ -
IT 100-17-150 (Information Technology)	100-17-150-33360	100	Expenses	Motor Pool Expense	\$ (6,159)	\$ (2,418)	\$ (5,291)	\$ (5,018)	\$ (8,162)	\$ -
IT 100-17-150 (Information Technology)	100-17-150-33602	100	Expenses	Civic Center Utilities	\$ -	\$ (4,751)	\$ (5,325)	\$ (3,489)	\$ -	\$ -
IT 100-17-150 (Information Technology)	100-17-150-60100	100	Expenses	Operating Transfers Out	\$ -	\$ (86,335)	\$ (85,790)	\$ (71,472)	\$ -	\$ -
IT 100-17-150 (Information Technology)	100-17-150-60110	100	Expenses	Civic Center Rent	\$ -	\$ -	\$ -	\$ -	\$ (84,904)	\$ -
IT 100-17-150 (Information Technology)	100-17-150-70500	100	Expenses	Credit Card Clearing Account	\$ -	\$ (420)	\$ -	\$ -	\$ -	\$ -
Information Technology Revenue Total					\$ 402,557	\$ 316,752	\$ 307,000	\$ 190,664	\$ 297,000	\$ -
Information Technology Expenditure Total					\$ (1,756,297)	\$ (1,895,244)	\$ (1,820,306)	\$ (1,586,258)	\$ (1,958,671)	\$ -
Information Technology General Fund Contribution					\$ 1,353,740	\$ 1,578,492	\$ 1,513,306	\$ 1,395,594	\$ 1,661,671	\$ -

**Information Technology
FY2022-23 Budget Workshop**

Proposal	Account String	Fund	Type	Account Name	FY 2019-20	FY 2020-21	FY 2021-22	FY 2021-22	FY 2022-23	FY 2022-23 CAO
					Actuals	Actuals	Amended Budget	Actuals YTD	Departmental Request	Recommended
IT 100-17-151 (IT Radio)	100-17-151-14080	100	Revenues	Repeater Tower Rent	\$ 16,800	\$ 16,800	\$ 16,800	\$ 15,400	\$ 19,100	\$ -
IT 100-17-151 (IT Radio)	100-17-151-16951	100	Revenues	It Service Contracts	\$ -	\$ 19,731	\$ -	\$ 6,000	\$ -	\$ -
IT 100-17-151 (IT Radio)	100-17-151-18100	100	Revenues	Operating Transfers In	\$ 100,386	\$ -	\$ -	\$ -	\$ -	\$ -
IT 100-17-151 (IT Radio)	100-17-151-21100	100	Expenses	Salary And Wages	\$ (90,889)	\$ (98,499)	\$ (92,498)	\$ (89,436)	\$ (108,581)	\$ -
IT 100-17-151 (IT Radio)	100-17-151-21120	100	Expenses	Overtime	\$ -	\$ (46)	\$ (1,500)	\$ -	\$ (1,500)	\$ -
IT 100-17-151 (IT Radio)	100-17-151-22100	100	Expenses	Employee Benefits	\$ (13,114)	\$ (14,211)	\$ (11,374)	\$ (11,495)	\$ (6,010)	\$ -
IT 100-17-151 (IT Radio)	100-17-151-22110	100	Expenses	Employee Benefits - Health (Med/Dent/Vis)	\$ (10,745)	\$ (8,614)	\$ (7,716)	\$ (7,337)	\$ (9,513)	\$ -
IT 100-17-151 (IT Radio)	100-17-151-22120	100	Expenses	Employee Benefits - PERS (ER Portion)	\$ (9,795)	\$ (26,293)	\$ (26,809)	\$ (23,277)	\$ (37,375)	\$ -
IT 100-17-151 (IT Radio)	100-17-151-30280	100	Expenses	Telephone/Communications	\$ (3,617)	\$ (11,868)	\$ (10,700)	\$ (3,405)	\$ (11,200)	\$ -
IT 100-17-151 (IT Radio)	100-17-151-31200	100	Expenses	Equip Maintenance & Repair	\$ (24,107)	\$ (29,540)	\$ (15,000)	\$ (8,566)	\$ (20,000)	\$ -
IT 100-17-151 (IT Radio)	100-17-151-31400	100	Expenses	Building/Land Maint & Repair	\$ (499)	\$ -	\$ (1,500)	\$ (455)	\$ (1,500)	\$ -
IT 100-17-151 (IT Radio)	100-17-151-32000	100	Expenses	Office Expense	\$ (922)	\$ (612)	\$ (1,000)	\$ (568)	\$ (1,000)	\$ -
IT 100-17-151 (IT Radio)	100-17-151-32360	100	Expenses	Consulting Services	\$ (62,082)	\$ (70,674)	\$ (50,000)	\$ (38,245)	\$ (110,000)	\$ -
IT 100-17-151 (IT Radio)	100-17-151-32860	100	Expenses	Rents & Leases - Other	\$ -	\$ -	\$ (2,000)	\$ -	\$ (50,000)	\$ -
IT 100-17-151 (IT Radio)	100-17-151-32950	100	Expenses	Rents & Leases - Real Property	\$ (7,709)	\$ (5,737)	\$ (10,200)	\$ (9,497)	\$ (11,900)	\$ -
IT 100-17-151 (IT Radio)	100-17-151-33010	100	Expenses	Small Tools & Instruments	\$ (2,577)	\$ (622)	\$ (10,000)	\$ (1,978)	\$ (69,000)	\$ -
IT 100-17-151 (IT Radio)	100-17-151-33350	100	Expenses	Travel & Training Expense	\$ (3,530)	\$ (1,851)	\$ (6,000)	\$ (439)	\$ (6,000)	\$ -
IT 100-17-151 (IT Radio)	100-17-151-33360	100	Expenses	Motor Pool Expense	\$ (3,873)	\$ (4,593)	\$ -	\$ (1,272)	\$ (5,406)	\$ -
IT 100-17-151 (IT Radio)	100-17-151-33600	100	Expenses	Utilities	\$ (12,390)	\$ (17,334)	\$ (12,000)	\$ (15,215)	\$ (12,000)	\$ -
IT 100-17-151 (IT Radio)	100-17-151-53030	100	Expenses	Capital Equipment, \$5,000+	\$ (2,256)	\$ -	\$ -	\$ (35)	\$ -	\$ -
IT 100-17-151 (IT Radio)	100-17-151-60100	100	Expenses	Operating Transfers Out	\$ (170,000)	\$ -	\$ -	\$ -	\$ -	\$ -
IT Radio Revenue Total					\$ 117,186	\$ 36,531	\$ 16,800	\$ 21,400	\$ 19,100	\$ -
IT Radio Expenditure Total					\$ (418,104)	\$ (290,495)	\$ (258,297)	\$ (211,220)	\$ (460,985)	\$ -
IT Radio General Fund Contribution					\$ 300,918	\$ 253,965	\$ 241,497	\$ 189,820	\$ 441,885	\$ -
IT 100-27-465 (Emergency Services)	100-27-465-15499	100	Revenues	St: Office Of Emergency Servic	\$ -	\$ 127,790	\$ 127,790	\$ 60,117	\$ 127,719	\$ -
IT 100-27-465 (Emergency Services)	100-27-465-22120	100	Expenses	Employee Benefits - PERS (ER Portion)	\$ (42)	\$ -	\$ -	\$ -	\$ -	\$ -
IT 100-27-465 (Emergency Services)	100-27-465-30280	100	Expenses	Telephone/Communications	\$ (5,787)	\$ (79)	\$ -	\$ -	\$ -	\$ -
IT 100-27-465 (Emergency Services)	100-27-465-31200	100	Expenses	Equip Maintenance & Repair	\$ (16,332)	\$ (25,669)	\$ -	\$ (4,668)	\$ (127,719)	\$ -
IT 100-27-465 (Emergency Services)	100-27-465-32010	100	Expenses	TECHNOLOGY EXPENSES	\$ -	\$ (174,553)	\$ (127,790)	\$ -	\$ -	\$ -
IT Emergency Services Revenue Total					\$ -	\$ 127,790	\$ 127,790	\$ 60,117	\$ 127,719	\$ -
IT Emergency Services Expenditure Total					\$ (22,161)	\$ (200,301)	\$ (127,790)	\$ (4,668)	\$ (127,719)	\$ -
IT Emergency Services General Fund Contribution					\$ 22,161	\$ 72,511	\$ -	\$ (55,449)	\$ -	\$ -
IT 142-22-440 (Homeland Security OES)	142-22-440-15015	142	Revenues	Homeland Security Grant	\$ -	\$ 88,712	\$ 89,221	\$ 89,221	\$ 265,450	\$ -
IT 142-22-440 (Homeland Security OES)	142-22-440-20010	142	Expenses	Expenditures	\$ (86,465)	\$ (93,708)	\$ (89,221)	\$ 2,240	\$ (265,450)	\$ -
Homeland Security OES Revenue Total					\$ -	\$ 88,712	\$ 89,221	\$ 89,221	\$ 265,450	\$ -
Homeland Security OES Expenditure Total					\$ (86,465)	\$ (93,708)	\$ (89,221)	\$ 2,240	\$ (265,450)	\$ -
Homeland Security OES Use of Fund Balance					\$ (86,465)	\$ (4,996)	\$ -	\$ 91,461	\$ -	\$ -

**Information Technology
FY2022-23 Budget Workshop**

Proposal	Account String	Fund	Type	Account Name	FY 2019-20	FY 2020-21	FY 2021-22	FY 2021-22	FY 2022-23	FY 2022-23 CAO
					Actuals	Actuals	Amended Budget	Actuals YTD	Departmental Request	Recommended
IT 175-27-001 (Crowley Area Public Info)	175-27-001-14010	175	Revenues	Interest Income	\$ (5)	\$ (13)	\$ -	\$ -	\$ -	\$ -
IT 175-27-001 (Crowley Area Public Info)	175-27-001-30280	175	Expenses	Telephone/Communications	\$ (905)	\$ (847)	\$ -	\$ (236)	\$ (500)	\$ -
Crowley Area Public Info Revenue Total					\$ (5)	\$ (13)	\$ -	\$ -	\$ -	\$ -
Crowley Area Public Info Expenditure Total					\$ (905)	\$ (847)	\$ -	\$ (236)	\$ (500)	\$ -
Crowley Area Public Info Use of Fund Balance					\$ (910)	\$ (860)	\$ -	\$ (236)	\$ (500)	\$ -
IT 653-17-150 (Tech Refresh)	653-17-150-14010	653	Revenues	Interest Income	\$ 671	\$ 247	\$ -	\$ 137	\$ -	\$ -
IT 653-17-150 (Tech Refresh)	653-17-150-16950	653	Revenues	Inter-Fund Revenue	\$ 330,546	\$ 376,604	\$ 503,290	\$ 503,290	\$ 755,564	\$ -
IT 653-17-150 (Tech Refresh)	653-17-150-16951	653	Revenues	It Service Contracts	\$ -	\$ -	\$ 112,561	\$ -	\$ 137,361	\$ -
IT 653-17-150 (Tech Refresh)	653-17-150-18020	653	Revenues	Sale Of Surplus Supplies/Equip	\$ 518	\$ -	\$ -	\$ -	\$ -	\$ -
IT 653-17-150 (Tech Refresh)	653-17-150-18100	653	Revenues	Operating Transfers In	\$ 235,000	\$ -	\$ -	\$ -	\$ -	\$ -
IT 653-17-150 (Tech Refresh)	653-17-150-30280	653	Expenses	Telephone/Communications	\$ (47,907)	\$ (53,451)	\$ (165,490)	\$ (111,279)	\$ (166,490)	\$ -
IT 653-17-150 (Tech Refresh)	653-17-150-30510	653	Expenses	Liability Insurance Expense	\$ -	\$ -	\$ -	\$ -	\$ (4,874)	\$ -
IT 653-17-150 (Tech Refresh)	653-17-150-31200	653	Expenses	Equip Maintenance & Repair	\$ (77,149)	\$ (82,178)	\$ (126,250)	\$ (40,002)	\$ (115,520)	\$ -
IT 653-17-150 (Tech Refresh)	653-17-150-32000	653	Expenses	Office Expense	\$ (128)	\$ -	\$ -	\$ (67)	\$ -	\$ -
IT 653-17-150 (Tech Refresh)	653-17-150-32010	653	Expenses	TECHNOLOGY EXPENSES	\$ (2,036)	\$ (8,415)	\$ -	\$ -	\$ -	\$ -
IT 653-17-150 (Tech Refresh)	653-17-150-32020	653	Expenses	Technology Expense-Software Licenses	\$ (207,292)	\$ (222,925)	\$ (365,107)	\$ (297,265)	\$ (457,350)	\$ -
IT 653-17-150 (Tech Refresh)	653-17-150-32860	653	Expenses	Rents & Leases - Other	\$ -	\$ (11,452)	\$ (12,000)	\$ (11,418)	\$ (15,000)	\$ -
IT 653-17-150 (Tech Refresh)	653-17-150-39000	653	Expenses	Depreciation Expense	\$ (3,863)	\$ (10,843)	\$ -	\$ -	\$ -	\$ -
IT 653-17-150 (Tech Refresh)	653-17-150-39005	653	Expenses	Capital Asset Offset	\$ 76,967	\$ -	\$ -	\$ -	\$ -	\$ -
IT 653-17-150 (Tech Refresh)	653-17-150-53030	653	Expenses	Capital Equipment, \$5,000+	\$ (84,250)	\$ (40,554)	\$ (53,000)	\$ (87,459)	\$ (114,000)	\$ -
IT 653-17-150 (Tech Refresh)	653-17-150-72960	653	Expenses	A-87 Indirect Costs	\$ (11,579)	\$ (18,832)	\$ (19,774)	\$ (12,380)	\$ (19,774)	\$ -
Tech Refresh Revenue Total					\$ 566,735	\$ 376,851	\$ 615,851	\$ 503,427	\$ 892,925	\$ -
Tech Refresh Expenditure Total					\$ (357,238)	\$ (448,650)	\$ (741,621)	\$ (559,869)	\$ (893,008)	\$ -
Tech Refresh Use of Fund Balance					\$ 209,496	\$ (71,799)	\$ (125,770)	\$ (56,442)	\$ (83)	\$ -
Total Department Expenditures					\$ (2,641,170)	\$ (2,929,245)	\$ (3,037,235)	\$ (2,360,012)	\$ (3,706,333)	\$ -
Total Grant / Earned / Govt Revenues					\$ 1,086,473	\$ 946,623	\$ 1,156,662	\$ 864,829	\$ 1,602,194	\$ -
Total Use of Fund Balance					\$ 122,121	\$ (77,655)	\$ (125,770)	\$ 34,783	\$ (583)	\$ -
Total General Fund Contribution					\$ 1,676,819	\$ 1,904,967	\$ 1,754,803	\$ 1,529,965	\$ 2,103,556	\$ -

PROBATION

Karin Humiston
Chief Probation Officer

The Department’s mission is to protect the community and preserve victim’s rights by holding individuals accountable through the implementation of evidence-based practices and rehabilitative services.

BUDGET AT A GLANCE	FY2022-23
Total Expenditures	(\$3,761,383)
Total Grant / Earned / Govt Revenues	\$2,865,138
Total Use of Fund Balance	(\$393,309)
<hr/>	
Total General Fund Contribution	\$1,289,554
Total Staff	13.00 FTE
% Funded by General Fund	34.3%

DEPARTMENT SERVICES OVERVIEW

Probation Department. The Adult Division provides supervision and evidence-based programming to justice-involved adults and works closely with community justice partners to deliver needed assistance. The Division of Adult Probation also conducts investigations, prepares presentence reports, and provides pretrial and reentry services. The Juvenile Division provides supervision, services and manages cases of delinquent, status offense and dependent youth. The division provides evidence and trauma-based practices to assist court-ordered youthful offenders through a term of supervision by preventing crime by changing criminal thinking, conducting investigations for the court, holding youth accountable, habilitating youth with evidence-based strategies and education.

CHALLENGES, ISSUES & OPPORTUNITIES

Key challenges, issues and opportunities for the Probation Department during FY2022-23 include:

- Lack of after school programs throughout the county and preventative programming.
- Rural communities that are far away from the Town of Mammoth Lakes where most services are located struggle with receiving assistance;
- Transportation issues caused by weather.
- High cost of living causes both parents to work multiple jobs thereby spending less time with the youth;
- Ongoing need for transitional housing; and,
- Pretrial and reentry offenders receive targeted assistance and support is an opportunity for our county.
- A Contract Counselor and collaboration with BH and Social Services helped to create programs for youth that are at risk of removal

For more information, call (760) 932-5572, or visit <https://monocounty.ca.gov/probation>

REQUESTED BUDGET CHANGES FOR FY2022-23

- Probation’s General Fund deficit spending has decreased over FY2021-2022 due to new program funding
- Pretrial Release Program is a new service provided by Probation Funded by SB 129
- New contract to provide a county-wide survey to address service gaps

ACCOMPLISHMENTS AND OBJECTIVES

FY2021-22 Accomplishments

- Probation staff remained in the field and offices during the pandemic
- No youth were detained FY 21-22
- The Mammoth High School After School program began supported by Proposition 64 grant funds
- Continued responsible budgeting and oversight
- Implemented Pretrial Services as well as administered the NAHMS behavioral and mental health services for both in and out of custody
- Entered into an agreement with Tyler Technologies to replace the current case management system

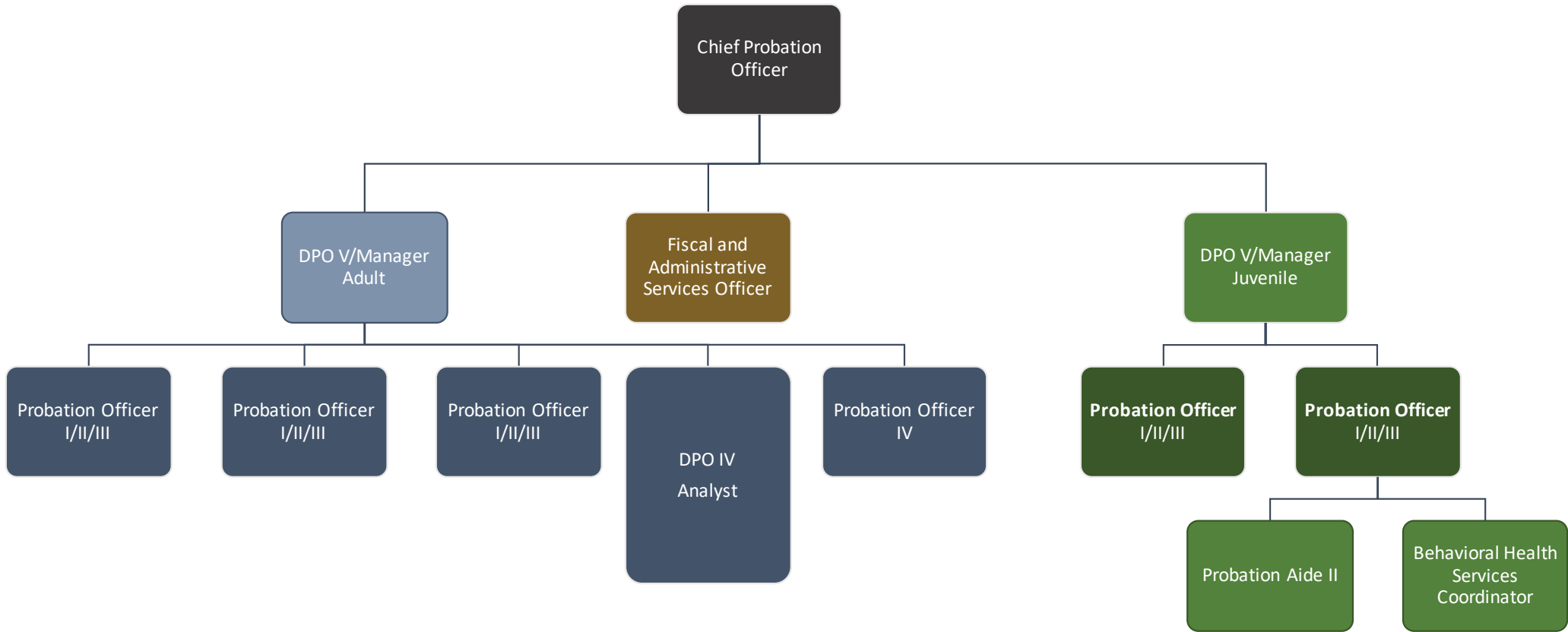
FY2022-23 Objectives

- Complete the migration and implementation of the new case management system
- Complete the record retention and destruction project
- Continue to collaborate with justice partners to ensure youth receive early services and supportive care
- Foundation building for transitional housing and community support program for FY2023-2024



Probation

Departmental Organizational Chart



DIVISIONS

DIVISION 1 **DIVISION 2** **DIVISION 3**

**Probation
FY2022-23 Budget Workshop**

Proposal	Account String	Fund	Type	Account Name	FY 2019-20	FY 2020-21	FY 2021-22	FY 2021-22	FY 2022-23	FY 2022-23 CAO
					Actuals	Actuals	Amended Budget	Actuals YTD	Departmental Request	Recommended
PR 100-23-520 (Probation)	100-23-520-13090	100	Revenues	Lab -H & S 11372.5	\$ 235	\$ 321	\$ 200	\$ 194	\$ 200	\$ -
PR 100-23-520 (Probation)	100-23-520-13100	100	Revenues	Drug Prog -H&S 11372.7	\$ 417	\$ 148	\$ 400	\$ 60	\$ 100	\$ -
PR 100-23-520 (Probation)	100-23-520-13120	100	Revenues	Fines, Forfeits & Penalties	\$ 202	\$ 549	\$ 700	\$ 1,219	\$ 750	\$ -
PR 100-23-520 (Probation)	100-23-520-15310	100	Revenues	St: Pub Safety-Prop 172 Sales	\$ 94,524	\$ 114,770	\$ 106,650	\$ 89,946	\$ 132,225	\$ -
PR 100-23-520 (Probation)	100-23-520-15330	100	Revenues	St: Restitution 10% Rebate/CARPOS Rebate	\$ 4,502	\$ 466	\$ 1,000	\$ 606	\$ 700	\$ -
PR 100-23-520 (Probation)	100-23-520-15471	100	Revenues	St: Stc Training Reimbursement	\$ 9,210	\$ 6,673	\$ 6,600	\$ 6,864	\$ 7,800	\$ -
PR 100-23-520 (Probation)	100-23-520-15819	100	Revenues	Fed: Misc Fed Grants	\$ 2,218	\$ 2,292	\$ -	\$ -	\$ 3,500	\$ -
PR 100-23-520 (Probation)	100-23-520-16385	100	Revenues	Probation Gis Monitoring Fee	\$ 1,155	\$ 1,320	\$ 1,600	\$ 30	\$ -	\$ -
PR 100-23-520 (Probation)	100-23-520-16402	100	Revenues	Probation Fees	\$ 9,260	\$ 10,317	\$ 10,000	\$ 28,396	\$ 29,848	\$ -
PR 100-23-520 (Probation)	100-23-520-16421	100	Revenues	Interstate Fees (Pc 1203.9)	\$ -	\$ -	\$ 75	\$ 18	\$ -	\$ -
PR 100-23-520 (Probation)	100-23-520-16422	100	Revenues	Supervisory Fees (Pc 1000)	\$ 1,240	\$ 1,380	\$ 500	\$ -	\$ -	\$ -
PR 100-23-520 (Probation)	100-23-520-16430	100	Revenues	Dismissal Fees (Pc 1203.4)	\$ -	\$ 100	\$ 200	\$ -	\$ -	\$ -
PR 100-23-520 (Probation)	100-23-520-18010	100	Revenues	Sale Of Surplus Assets	\$ -	\$ 1,454	\$ -	\$ 100	\$ -	\$ -
PR 100-23-520 (Probation)	100-23-520-18100	100	Revenues	Operating Transfers In	\$ 200,000	\$ 200,000	\$ 205,580	\$ 5,580	\$ 200,000	\$ -
PR 100-23-520 (Probation)	100-23-520-21100	100	Expenses	Salary And Wages	\$ (588,483)	\$ (695,046)	\$ (580,833)	\$ (745,526)	\$ (630,478)	\$ -
PR 100-23-520 (Probation)	100-23-520-21120	100	Expenses	Overtime	\$ (9,965)	\$ (6,363)	\$ (31,188)	\$ (11,597)	\$ (33,818)	\$ -
PR 100-23-520 (Probation)	100-23-520-22100	100	Expenses	Employee Benefits	\$ (35,646)	\$ (72,134)	\$ (49,444)	\$ (92,796)	\$ 14,754	\$ -
PR 100-23-520 (Probation)	100-23-520-22110	100	Expenses	Employee Benefits - Health (Med/Dent/Vis)	\$ (182,476)	\$ (165,183)	\$ (128,440)	\$ (180,063)	\$ (133,356)	\$ -
PR 100-23-520 (Probation)	100-23-520-22120	100	Expenses	Employee Benefits - PERS (ER Portion)	\$ (405,861)	\$ (477,704)	\$ (551,411)	\$ (497,218)	\$ (527,826)	\$ -
PR 100-23-520 (Probation)	100-23-520-30280	100	Expenses	Telephone/Communications	\$ (17,501)	\$ (17,280)	\$ (20,880)	\$ (15,647)	\$ (22,851)	\$ -
PR 100-23-520 (Probation)	100-23-520-30500	100	Expenses	Workers' Comp Ins Expense	\$ (14,500)	\$ (15,743)	\$ (17,106)	\$ (17,106)	\$ (17,459)	\$ -
PR 100-23-520 (Probation)	100-23-520-30510	100	Expenses	Liability Insurance Expense	\$ (7,731)	\$ (8,538)	\$ (10,689)	\$ (10,689)	\$ (11,599)	\$ -
PR 100-23-520 (Probation)	100-23-520-31200	100	Expenses	Equip Maintenance & Repair	\$ (469)	\$ -	\$ -	\$ -	\$ -	\$ -
PR 100-23-520 (Probation)	100-23-520-31700	100	Expenses	Membership Fees	\$ (705)	\$ (741)	\$ (1,000)	\$ (150)	\$ (1,200)	\$ -
PR 100-23-520 (Probation)	100-23-520-32000	100	Expenses	Office Expense	\$ (7,079)	\$ (8,149)	\$ (19,184)	\$ (7,887)	\$ (10,000)	\$ -
PR 100-23-520 (Probation)	100-23-520-32010	100	Expenses	TECHNOLOGY EXPENSES	\$ (9,363)	\$ (21,285)	\$ (23,042)	\$ (20,991)	\$ (28,928)	\$ -
PR 100-23-520 (Probation)	100-23-520-32020	100	Expenses	Technology Expense-Software Licenses	\$ -	\$ -	\$ -	\$ -	\$ (5,000)	\$ -
PR 100-23-520 (Probation)	100-23-520-32030	100	Expenses	Copier Pool	\$ -	\$ -	\$ -	\$ -	\$ (4,560)	\$ -
PR 100-23-520 (Probation)	100-23-520-32500	100	Expenses	Professional & Specialized Ser	\$ (12,505)	\$ (7,271)	\$ (5,000)	\$ (5,000)	\$ -	\$ -
PR 100-23-520 (Probation)	100-23-520-32950	100	Expenses	Rents & Leases - Real Property	\$ (70,605)	\$ -	\$ -	\$ -	\$ -	\$ -
PR 100-23-520 (Probation)	100-23-520-33120	100	Expenses	Special Department Expense	\$ (38,173)	\$ (5,321)	\$ (3,000)	\$ 13	\$ (7,000)	\$ -
PR 100-23-520 (Probation)	100-23-520-33350	100	Expenses	Travel & Training Expense	\$ (32,151)	\$ (13,906)	\$ (15,000)	\$ (12,863)	\$ (15,000)	\$ -
PR 100-23-520 (Probation)	100-23-520-33351	100	Expenses	Vehicle Fuel Costs	\$ (5,181)	\$ (8,176)	\$ (7,500)	\$ (10,278)	\$ (15,000)	\$ -
PR 100-23-520 (Probation)	100-23-520-33360	100	Expenses	Motor Pool Expense	\$ (16,394)	\$ (26,091)	\$ (24,311)	\$ (16,992)	\$ (58,141)	\$ -
PR 100-23-520 (Probation)	100-23-520-33602	100	Expenses	Civic Center Utilities	\$ -	\$ (8,148)	\$ (9,134)	\$ (5,984)	\$ (9,134)	\$ -
PR 100-23-520 (Probation)	100-23-520-60100	100	Expenses	Operating Transfers Out	\$ -	\$ (148,070)	\$ (147,152)	\$ (122,578)	\$ -	\$ -
PR 100-23-520 (Probation)	100-23-520-60110	100	Expenses	Civic Center Rent	\$ -	\$ -	\$ -	\$ -	\$ (148,080)	\$ -
Probation Revenue Total					\$ 322,963	\$ 339,790	\$ 333,505	\$ 133,014	\$ 375,123	\$ -
Probation Expenditure Total					\$ (1,454,786)	\$ (1,705,150)	\$ (1,644,314)	\$ (1,773,353)	\$ (1,664,677)	\$ -
Probation General Fund Contribution					\$ 1,131,824	\$ 1,365,360	\$ 1,310,809	\$ 1,640,339	\$ 1,289,554	\$ -

**Probation
FY2022-23 Budget Workshop**

Proposal	Account String	Fund	Type	Account Name	FY 2019-20	FY 2020-21	FY 2021-22	FY 2021-22	FY 2022-23	FY 2022-23
					Actuals	Actuals	Amended Budget	Actuals YTD	Departmental Request	Recommended
PR 100-23-500 (Juvenile probation)	100-23-500-15299	100	Revenues	St: Juvenile Justice	\$ -	\$ 4,852	\$ -	\$ -	\$ -	\$ -
PR 100-23-500 (Juvenile probation)	100-23-500-15620	100	Revenues	Fed: Probation Iv-E & Iv-Ea	\$ 8,334	\$ -	\$ 6,000	\$ 3,269	\$ 6,000	\$ -
PR 100-23-500 (Juvenile probation)	100-23-500-18100	100	Revenues	Operating Transfers In	\$ 2,443	\$ -	\$ 3,000	\$ -	\$ 5,000	\$ -
PR 100-23-500 (Juvenile probation)	100-23-500-30300	100	Expenses	Food Expenses	\$ (961)	\$ (1,116)	\$ (1,500)	\$ (886)	\$ (1,200)	\$ -
PR 100-23-500 (Juvenile probation)	100-23-500-33351	100	Expenses	Vehicle Fuel Costs	\$ (1,605)	\$ (2,245)	\$ (3,500)	\$ (1,501)	\$ (4,800)	\$ -
PR 100-23-500 (Juvenile probation)	100-23-500-33360	100	Expenses	Motor Pool Expense	\$ (1,503)	\$ (3,583)	\$ (4,000)	\$ (2,577)	\$ (5,000)	\$ -
Juvenile probation Revenue Total					\$ 10,777	\$ 4,852	\$ 9,000	\$ 3,269	\$ 11,000	\$ -
Juvenile probation Expenditure Total					\$ (4,068)	\$ (6,944)	\$ (9,000)	\$ (4,963)	\$ (11,000)	\$ -
Juvenile probation General Fund Contribution					\$ (6,708)	\$ 2,093	\$ -	\$ 1,694	\$ -	\$ -
PR 184-23-520 (Public Health & Safety Grant)	184-23-520-14010	184	Revenues	Interest Income	\$ -	\$ -	\$ -	\$ (22)	\$ -	\$ -
PR 184-23-520 (Public Health & Safety Grant)	184-23-520-15498	184	Revenues	St: Misc State Revenue	\$ -	\$ 8,135	\$ 279,204	\$ 71,953	\$ 296,908	\$ -
PR 184-23-520 (Public Health & Safety Grant)	184-23-520-21100	184	Expenses	Salary And Wages	\$ -	\$ -	\$ (44,790)	\$ -	\$ (44,790)	\$ -
PR 184-23-520 (Public Health & Safety Grant)	184-23-520-22100	184	Expenses	Employee Benefits	\$ -	\$ -	\$ (21,214)	\$ -	\$ (21,214)	\$ -
PR 184-23-520 (Public Health & Safety Grant)	184-23-520-32500	184	Expenses	Professional & Specialized Ser	\$ -	\$ -	\$ (190,648)	\$ (51,811)	\$ (218,200)	\$ -
PR 184-23-520 (Public Health & Safety Grant)	184-23-520-33120	184	Expenses	Special Department Expense	\$ -	\$ (8,135)	\$ (22,552)	\$ (4,174)	\$ (12,704)	\$ -
Public Health & Safety Grant Revenue Total					\$ -	\$ 8,135	\$ 279,204	\$ 71,931	\$ 296,908	\$ -
Public Health & Safety Grant Expenditure Total					\$ -	\$ (8,135)	\$ (279,204)	\$ (55,985)	\$ (296,908)	\$ -
Public Health & Safety Grant Use of Fund Balance					\$ -	\$ (0)	\$ -	\$ 15,946	\$ -	\$ -
PR 680-23-520 (Probation CCP 2011)	680-23-520-14010	680	Revenues	Interest Income	\$ 16,586	\$ 7,857	\$ -	\$ 2,284	\$ -	\$ -
PR 680-23-520 (Probation CCP 2011)	680-23-520-15437	680	Revenues	Realignment Backfill Support	\$ -	\$ 44,806	\$ -	\$ -	\$ -	\$ -
PR 680-23-520 (Probation CCP 2011)	680-23-520-15453	680	Revenues	St: 2011 Realignment-CCP SB1020	\$ 700,592	\$ 774,512	\$ 742,728	\$ 777,947	\$ 976,722	\$ -
PR 680-23-520 (Probation CCP 2011)	680-23-520-21100	680	Expenses	Salary And Wages	\$ (248,548)	\$ (248,548)	\$ (260,976)	\$ (130,488)	\$ (279,244)	\$ -
PR 680-23-520 (Probation CCP 2011)	680-23-520-22100	680	Expenses	Employee Benefits	\$ (52,032)	\$ (52,032)	\$ (54,633)	\$ (27,317)	\$ (54,633)	\$ -
PR 680-23-520 (Probation CCP 2011)	680-23-520-22110	680	Expenses	Employee Benefits - Health (Med/Dent/Vis)	\$ (61,520)	\$ (61,520)	\$ (64,596)	\$ (32,298)	\$ (64,596)	\$ -
PR 680-23-520 (Probation CCP 2011)	680-23-520-22120	680	Expenses	Employee Benefits - PERS (ER Portion)	\$ (82,620)	\$ (82,620)	\$ (86,751)	\$ (43,376)	\$ (86,751)	\$ -
PR 680-23-520 (Probation CCP 2011)	680-23-520-31530	680	Expenses	Medical/Dental & Lab Supplies	\$ (40,000)	\$ (40,000)	\$ (40,000)	\$ (20,000)	\$ (40,000)	\$ -
PR 680-23-520 (Probation CCP 2011)	680-23-520-32500	680	Expenses	Professional & Specialized Ser	\$ (41,720)	\$ (44,359)	\$ (153,200)	\$ (80,020)	\$ (183,200)	\$ -
PR 680-23-520 (Probation CCP 2011)	680-23-520-60100	680	Expenses	Operating Transfers Out	\$ (325,000)	\$ (25,000)	\$ (25,000)	\$ (12,500)	\$ (25,000)	\$ -
Probation CCP 2011 Revenue Total					\$ 717,178	\$ 827,175	\$ 742,728	\$ 780,231	\$ 976,722	\$ -
Probation CCP 2011 Expenditure Total					\$ (851,440)	\$ (554,079)	\$ (685,156)	\$ (345,998)	\$ (733,424)	\$ -
Probation CCP 2011 Use of Fund Balance					\$ (134,262)	\$ 273,095	\$ 57,572	\$ 434,233	\$ 243,298	\$ -

**Probation
FY2022-23 Budget Workshop**

Proposal	Account String	Fund	Type	Account Name	FY 2019-20	FY 2020-21	FY 2021-22	FY 2021-22	FY 2022-23	FY 2022-23 CAO
					Actuals	Actuals	Amended Budget	Actuals YTD	Departmental Request	Recommended
PR 681-23-500 (Probation YOBG 2011)	681-23-500-14010	681	Revenues	Interest Income	\$ 9,547	\$ 6,332	\$ -	\$ 1,706	\$ -	\$ -
PR 681-23-500 (Probation YOBG 2011)	681-23-500-15452	681	Revenues	St: 2011 Realignment-YOBG	\$ 110,182	\$ 146,749	\$ 141,285	\$ 87,844	\$ 137,229	\$ -
PR 681-23-500 (Probation YOBG 2011)	681-23-500-21100	681	Expenses	Salary And Wages	\$ (16,250)	\$ (16,250)	\$ (16,250)	\$ (8,125)	\$ (16,250)	\$ -
PR 681-23-500 (Probation YOBG 2011)	681-23-500-22100	681	Expenses	Employee Benefits	\$ (16,250)	\$ (16,250)	\$ (5,907)	\$ (2,954)	\$ -	\$ -
PR 681-23-500 (Probation YOBG 2011)	681-23-500-22110	681	Expenses	Employee Benefits - Health (Med/Dent/Vis)	\$ -	\$ -	\$ (10,343)	\$ (5,172)	\$ (16,250)	\$ -
PR 681-23-500 (Probation YOBG 2011)	681-23-500-32020	681	Expenses	Technology Expense-Software Licenses	\$ -	\$ -	\$ (31,500)	\$ -	\$ (2,000)	\$ -
PR 681-23-500 (Probation YOBG 2011)	681-23-500-32260	681	Expenses	Medical/Dental Services	\$ (4,620)	\$ -	\$ (20,000)	\$ (4,620)	\$ (10,000)	\$ -
PR 681-23-500 (Probation YOBG 2011)	681-23-500-32500	681	Expenses	Professional & Specialized Ser	\$ (7,207)	\$ (2,000)	\$ (7,500)	\$ (2,000)	\$ (7,500)	\$ -
PR 681-23-500 (Probation YOBG 2011)	681-23-500-33120	681	Expenses	Special Department Expense	\$ -	\$ -	\$ (59,152)	\$ (32,355)	\$ (30,000)	\$ -
PR 681-23-500 (Probation YOBG 2011)	681-23-500-41100	681	Expenses	Support & Care Of Persons	\$ (5,406)	\$ (570)	\$ (30,000)	\$ (3,136)	\$ (30,000)	\$ -
PR 681-23-500 (Probation YOBG 2011)	681-23-500-60100	681	Expenses	Operating Transfers Out	\$ -	\$ -	\$ (3,000)	\$ -	\$ (17,000)	\$ -
Probation YOBG 2011 Revenue Total					\$ 119,729	\$ 153,081	\$ 141,285	\$ 89,549	\$ 137,229	\$ -
Probation YOBG 2011 Expenditure Total					\$ (49,733)	\$ (35,070)	\$ (183,652)	\$ (58,361)	\$ (129,000)	\$ -
Probation YOBG 2011 Use of Fund Balance					\$ 69,996	\$ 118,011	\$ (42,367)	\$ 31,188	\$ 8,229	\$ -
PR 682-23-520 (Probation SB 678 2011)	682-23-520-14010	682	Revenues	Interest Income	\$ 20,999	\$ 13,033	\$ -	\$ 3,182	\$ -	\$ -
PR 682-23-520 (Probation SB 678 2011)	682-23-520-15454	682	Revenues	St: SB678 Performance Incentive	\$ 200,000	\$ 257,466	\$ 257,466	\$ 193,100	\$ 227,576	\$ -
PR 682-23-520 (Probation SB 678 2011)	682-23-520-21100	682	Expenses	Salary And Wages	\$ (6,317)	\$ -	\$ (42,046)	\$ -	\$ (42,046)	\$ -
PR 682-23-520 (Probation SB 678 2011)	682-23-520-22100	682	Expenses	Employee Benefits	\$ (2,033)	\$ -	\$ -	\$ -	\$ -	\$ -
PR 682-23-520 (Probation SB 678 2011)	682-23-520-22110	682	Expenses	Employee Benefits - Health (Med/Dent/Vis)	\$ -	\$ -	\$ (22,084)	\$ -	\$ (22,084)	\$ -
PR 682-23-520 (Probation SB 678 2011)	682-23-520-30120	682	Expenses	Uniform Allowance	\$ (2,488)	\$ (4,384)	\$ (25,000)	\$ (4,061)	\$ (10,000)	\$ -
PR 682-23-520 (Probation SB 678 2011)	682-23-520-32000	682	Expenses	Office Expense	\$ (9)	\$ (4,778)	\$ (20,000)	\$ (450)	\$ (10,000)	\$ -
PR 682-23-520 (Probation SB 678 2011)	682-23-520-32020	682	Expenses	Technology Expense-Software Licenses	\$ -	\$ -	\$ (70,000)	\$ -	\$ -	\$ -
PR 682-23-520 (Probation SB 678 2011)	682-23-520-32500	682	Expenses	Professional & Specialized Ser	\$ (5,000)	\$ (24,366)	\$ (50,000)	\$ (15,982)	\$ (50,000)	\$ -
PR 682-23-520 (Probation SB 678 2011)	682-23-520-33120	682	Expenses	Special Department Expense	\$ (11,411)	\$ (26,813)	\$ (109,237)	\$ (46,666)	\$ (25,000)	\$ -
PR 682-23-520 (Probation SB 678 2011)	682-23-520-33350	682	Expenses	Travel & Training Expense	\$ (4,230)	\$ -	\$ (30,000)	\$ (2,100)	\$ (20,000)	\$ -
PR 682-23-520 (Probation SB 678 2011)	682-23-520-60100	682	Expenses	Operating Transfers Out	\$ (100,000)	\$ (100,000)	\$ (100,000)	\$ -	\$ (128,000)	\$ -
Probation SB 678 2011 Revenue Total					\$ 220,999	\$ 270,499	\$ 257,466	\$ 196,281	\$ 227,576	\$ -
Probation SB 678 2011 Expenditure Total					\$ (131,489)	\$ (160,341)	\$ (468,367)	\$ (69,258)	\$ (307,130)	\$ -
Probation SB 678 2011 Use of Fund Balance					\$ 89,510	\$ 110,159	\$ (210,901)	\$ 127,023	\$ (79,554)	\$ -
PR 683-23-500 (Probation JICPA 2011)	683-23-500-14010	683	Revenues	Interest Income	\$ 2,450	\$ 1,645	\$ -	\$ 413	\$ -	\$ -
PR 683-23-500 (Probation JICPA 2011)	683-23-500-15437	683	Revenues	Realignment Backfill Support	\$ -	\$ 7,274	\$ -	\$ -	\$ -	\$ -
PR 683-23-500 (Probation JICPA 2011)	683-23-500-15443	683	Revenues	St: 2011 Realignment	\$ 41,268	\$ 56,965	\$ 55,980	\$ 57,416	\$ 63,199	\$ -
PR 683-23-500 (Probation JICPA 2011)	683-23-500-21100	683	Expenses	Salary And Wages	\$ (16,326)	\$ (16,326)	\$ (16,326)	\$ (8,163)	\$ (16,326)	\$ -
PR 683-23-500 (Probation JICPA 2011)	683-23-500-22100	683	Expenses	Employee Benefits	\$ (16,326)	\$ (16,326)	\$ (16,326)	\$ (8,163)	\$ (16,326)	\$ -
PR 683-23-500 (Probation JICPA 2011)	683-23-500-33120	683	Expenses	Special Department Expense	\$ -	\$ (70)	\$ -	\$ -	\$ -	\$ -
PR 683-23-500 (Probation JICPA 2011)	683-23-500-33134	683	Expenses	Special Department Expense	\$ -	\$ -	\$ (14,231)	\$ (1,758)	\$ (15,360)	\$ -
Probation JICPA 2011 Revenue Total					\$ 43,718	\$ 65,883	\$ 55,980	\$ 57,829	\$ 63,199	\$ -
Probation JICPA 2011 Expenditure Total					\$ (32,652)	\$ (32,722)	\$ (46,883)	\$ (18,084)	\$ (48,012)	\$ -
Probation JICPA 2011 Use of Fund Balance					\$ 11,066	\$ 33,162	\$ 9,097	\$ 39,745	\$ 15,187	\$ -

**Probation
FY2022-23 Budget Workshop**

Proposal	Account String	Fund	Type	Account Name	FY 2019-20	FY 2020-21	FY 2021-22	FY 2021-22	FY 2022-23	FY 2022-23
					Actuals	Actuals	Amended Budget	Actuals YTD	Departmental Request	Recommended
PR 684-23-520 (Probation PRCD 2011)	684-23-520-14010	684	Revenues	Interest Income	\$ 2,531	\$ 1,600	\$ -	\$ 392	\$ -	\$ -
PR 684-23-520 (Probation PRCD 2011)	684-23-520-15451	684	Revenues	St: 2011 Realignment PCRS	\$ 11,531	\$ 10,288	\$ 10,250	\$ 10,250	\$ 10,250	\$ -
PR 684-23-520 (Probation PRCD 2011)	684-23-520-33120	684	Expenses	Special Department Expense	\$ -	\$ -	\$ (10,250)	\$ -	\$ (10,250)	\$ -
				Probation PRCD 2011 Revenue Total	\$ 14,063	\$ 11,888	\$ 10,250	\$ 10,642	\$ 10,250	\$ -
				Probation PRCD 2011 Expenditure Total	\$ -	\$ -	\$ (10,250)	\$ -	\$ (10,250)	\$ -
				Probation PRCD 2011 Use of Fund Balance	\$ 14,063	\$ 11,888	\$ -	\$ 10,642	\$ -	\$ -
PR 685-23-520 (Probation BSCC 2011)	685-23-520-14010	685	Revenues	Interest Income	\$ 9,019	\$ 5,097	\$ -	\$ 1,123	\$ -	\$ -
PR 685-23-520 (Probation BSCC 2011)	685-23-520-15455	685	Revenues	St: 2011 Realignment BSCC AB109 \$100,000	\$ 100,000	\$ 100,000	\$ 100,000	\$ 100,000	\$ 100,000	\$ -
PR 685-23-520 (Probation BSCC 2011)	685-23-520-60100	685	Expenses	Operating Transfers Out	\$ (100,000)	\$ (100,000)	\$ (100,000)	\$ -	\$ (100,000)	\$ -
				Probation BSCC 2011 Revenue Total	\$ 109,019	\$ 105,097	\$ 100,000	\$ 101,123	\$ 100,000	\$ -
				Probation BSCC 2011 Expenditure Total	\$ (100,000)	\$ (100,000)	\$ (100,000)	\$ -	\$ (100,000)	\$ -
				Probation BSCC 2011 Use of Fund Balance	\$ 9,019	\$ 5,097	\$ -	\$ 101,123	\$ -	\$ -
PR 686-23-500 (Juvenile Activities)	686-23-500-14010	686	Revenues	Interest Income	\$ 1,262	\$ 889	\$ -	\$ 243	\$ -	\$ -
PR 686-23-500 (Juvenile Activities)	686-23-500-15299	686	Revenues	St: Juvenile Justice	\$ 10,781	\$ 16,897	\$ 16,525	\$ 39,418	\$ 18,887	\$ -
PR 686-23-500 (Juvenile Activities)	686-23-500-33120	686	Expenses	Special Department Expense	\$ (7,894)	\$ (523)	\$ (10,780)	\$ -	\$ (18,887)	\$ -
				Juvenile Activities Revenue Total	\$ 12,043	\$ 17,787	\$ 16,525	\$ 39,662	\$ 18,887	\$ -
				Juvenile Activities Expenditure Total	\$ (7,894)	\$ (523)	\$ (10,780)	\$ -	\$ (18,887)	\$ -
				Juvenile Activities Use of Fund Balance	\$ 4,149	\$ 17,263	\$ 5,745	\$ 39,662	\$ -	\$ -
PR 688-23-520 (Drug Court Grant)	688-23-520-15625	688	Revenues	Fed: Drug Court Grant	\$ 76,077	\$ 52,696	\$ 125,000	\$ 22,820	\$ 62,500	\$ -
PR 688-23-520 (Drug Court Grant)	688-23-520-21100	688	Expenses	Salary And Wages	\$ (31,805)	\$ (25,872)	\$ (41,876)	\$ (8,365)	\$ (20,938)	\$ -
PR 688-23-520 (Drug Court Grant)	688-23-520-22100	688	Expenses	Employee Benefits	\$ (24,618)	\$ (16,725)	\$ (22,082)	\$ (5,650)	\$ (11,041)	\$ -
PR 688-23-520 (Drug Court Grant)	688-23-520-32000	688	Expenses	Office Expense	\$ (5,384)	\$ (1,882)	\$ (26,930)	\$ (2,400)	\$ (13,465)	\$ -
PR 688-23-520 (Drug Court Grant)	688-23-520-32500	688	Expenses	Professional & Specialized Ser	\$ -	\$ -	\$ (4,540)	\$ -	\$ (2,270)	\$ -
PR 688-23-520 (Drug Court Grant)	688-23-520-33120	688	Expenses	Special Department Expense	\$ (7,514)	\$ (7,483)	\$ (13,345)	\$ (2,694)	\$ (6,672)	\$ -
PR 688-23-520 (Drug Court Grant)	688-23-520-33350	688	Expenses	Travel & Training Expense	\$ (3,295)	\$ -	\$ (9,726)	\$ -	\$ (4,863)	\$ -
PR 688-23-520 (Drug Court Grant)	688-23-520-33360	688	Expenses	Motor Pool Expense	\$ (3,462)	\$ (734)	\$ (6,501)	\$ (64)	\$ (3,250)	\$ -
				Drug Court Grant Revenue Total	\$ 76,077	\$ 52,696	\$ 125,000	\$ 22,820	\$ 62,500	\$ -
				Drug Court Grant Expenditure Total	\$ (76,077)	\$ (52,696)	\$ (125,000)	\$ (19,172)	\$ (62,499)	\$ -
				Drug Court Grant Use of Fund Balance	\$ 0	\$ -	\$ -	\$ 3,647	\$ 1	\$ -

**Probation
FY2022-23 Budget Workshop**

Proposal	Account String	Fund	Type	Account Name	FY 2019-20	FY 2020-21	FY 2021-22	FY 2021-22	FY 2022-23	FY 2022-23 CAO
					Actuals	Actuals	Amended Budget	Actuals YTD	Departmental Request	Recommended
PR 690-00/23/10-500 (Local Inno 2011 Realign)	690-00-000-14010	690	Revenues	Interest Income	\$ 612	\$ 396	\$ -	\$ 94	\$ -	\$ -
PR 690-00/23/10-500 (Local Inno 2011 Realign)	690-00-500-15480	690	Revenues	St: 2011 Realign Local Innovation Subaccount	\$ -	\$ -	\$ 7,334	\$ -	\$ -	\$ -
PR 690-00/23/10-500 (Local Inno 2011 Realign)	690-10-001-15480	690	Revenues	St: 2011 Realign Local Innovation Subaccount	\$ 8,394	\$ -	\$ -	\$ 37,172	\$ 6,144	\$ -
PR 690-00/23/10-500 (Local Inno 2011 Realign)	690-00-000-33120	690	Expenses	Special Department Expense	\$ -	\$ -	\$ -	\$ -	\$ (50,000)	\$ -
PR 690-00/23/10-500 (Local Inno 2011 Realign)	690-00-000-60100	690	Expenses	Operating Transfers Out	\$ -	\$ -	\$ -	\$ -	\$ -	\$ -
Local Inno 2011 Realign Revenue Total					\$ 9,006	\$ 396	\$ 7,334	\$ 37,266	\$ 6,144	\$ -
Local Inno 2011 Realign Expenditure Total					\$ -	\$ -	\$ -	\$ -	\$ (50,000)	\$ -
Local Inno 2011 Realign Use of Fund Balance					\$ 9,006	\$ 396	\$ 7,334	\$ 37,266	\$ (43,856)	\$ -
PR 691-23-520 (Pretrial Release Program)	691-23-520-14010	691	Revenues	Interest Income	\$ -	\$ -	\$ 329,601	\$ -	\$ -	\$ -
PR 691-23-520 (Pretrial Release Program)	691-23-520-15457	691	Revenues	St: SB 129 Pretrial Release Program	\$ -	\$ -	\$ -	\$ -	\$ 329,601	\$ -
PR 691-23-520 (Pretrial Release Program)	691-23-520-21100	691	Expenses	Salary And Wages	\$ -	\$ -	\$ (95,096)	\$ -	\$ (95,095)	\$ -
PR 691-23-520 (Pretrial Release Program)	691-23-520-22100	691	Expenses	Employee Benefits	\$ -	\$ -	\$ (9,399)	\$ -	\$ (9,398)	\$ -
PR 691-23-520 (Pretrial Release Program)	691-23-520-22110	691	Expenses	Employee Benefits - Health (Med/Dent/Vis)	\$ -	\$ -	\$ (29,233)	\$ -	\$ (29,232)	\$ -
PR 691-23-520 (Pretrial Release Program)	691-23-520-22120	691	Expenses	Employee Benefits - PERS (ER Portion)	\$ -	\$ -	\$ (21,189)	\$ -	\$ (21,188)	\$ -
PR 691-23-520 (Pretrial Release Program)	691-23-520-32010	691	Expenses	TECHNOLOGY EXPENSES	\$ -	\$ -	\$ (116,555)	\$ -	\$ -	\$ -
PR 691-23-520 (Pretrial Release Program)	691-23-520-32020	691	Expenses	Technology Expense-Software Licenses	\$ -	\$ -	\$ -	\$ -	\$ (116,555)	\$ -
PR 691-23-520 (Pretrial Release Program)	691-23-520-32500	691	Expenses	Professional & Specialized Ser	\$ -	\$ -	\$ (36,862)	\$ -	\$ (36,862)	\$ -
PR 691-23-520 (Pretrial Release Program)	691-23-520-32950	691	Expenses	Rents & Leases - Real Property	\$ -	\$ -	\$ (7,200)	\$ -	\$ (7,200)	\$ -
PR 691-23-520 (Pretrial Release Program)	691-23-520-33120	691	Expenses	Special Department Expense	\$ -	\$ -	\$ (1,300)	\$ -	\$ (1,300)	\$ -
PR 691-23-520 (Pretrial Release Program)	691-23-520-33360	691	Expenses	Motor Pool Expense	\$ -	\$ -	\$ (3,600)	\$ -	\$ (3,600)	\$ -
PR 691-23-520 (Pretrial Release Program)	691-23-520-53030	691	Expenses	Capital Equipment, \$5,000+	\$ -	\$ -	\$ (9,167)	\$ -	\$ (9,166)	\$ -
Pretrial Release Program Revenue Total					\$ -	\$ -	\$ 329,601	\$ -	\$ 329,601	\$ -
Pretrial Release Program Expenditure Total					\$ -	\$ -	\$ (329,601)	\$ -	\$ (329,596)	\$ -
Pretrial Release Program Use of Fund Balance					\$ -	\$ -	\$ -	\$ -	\$ 5	\$ -
PR 695-23-500 (SB 823)	695-23-500-14010	695	Revenues	Interest Income	\$ -	\$ -	\$ -	\$ 477	\$ -	\$ -
PR 695-23-500 (SB 823)	695-23-500-15450	695	Revenues	St: BB 823 Juv Justice Realignment Block Grant	\$ -	\$ -	\$ -	\$ 250,000	\$ 250,000	\$ -
SB 823 Revenue Total					\$ -	\$ -	\$ -	\$ 250,477	\$ 250,000	\$ -
SB 823 Expenditure Total					\$ -	\$ -	\$ -	\$ -	\$ -	\$ -
SB 823 Use of Fund Balance					\$ -	\$ -	\$ -	\$ 250,477	\$ 250,000	\$ -
Total Department Expenditures					\$ (2,708,139)	\$ (2,655,661)	\$ (3,892,207)	\$ (2,345,175)	\$ (3,761,383)	\$ -
Total Grant / Earned / Govt Revenues					\$ 1,655,572	\$ 1,857,279	\$ 2,407,878	\$ 1,794,095	\$ 2,865,138	\$ -
Total Use of Fund Balance					\$ 72,548	\$ 569,071	\$ (173,520)	\$ 1,090,954	\$ 393,309	\$ -
Total General Fund Contribution					\$ 1,125,115	\$ 1,367,452	\$ 1,310,809	\$ 1,642,034	\$ 1,289,554	\$ -

PUBLIC HEALTH

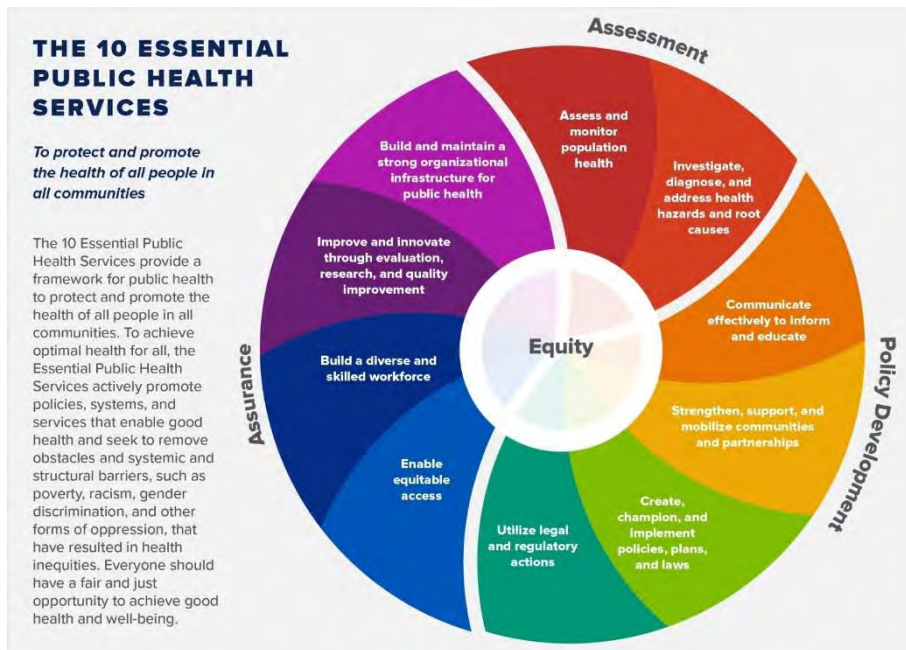
Bryan Wheeler
Public Health Director

Our mission is to promote and protect a Mono County culture of health and safety in the community and environment through outreach, education, and prevention. Our core values include wellness, integrity, respect, caring, excellence in quality and service, personal and professional growth, collaboration, and flexibility .

BUDGET AT A GLANCE	FY2022-23
Total Expenditures	(\$6,388,086)
Total Grant / Earned / Govt Revenues	\$6,189,598
Total Use of Fund Balance	\$198,488
<hr/>	
Total General Fund Contribution	\$667,518
Total Staff	29.00 FTE
% Funded by General Fund	0.0%

DEPARTMENT SERVICES OVERVIEW

Public Health. Environmental and Public Health promote and protect the health of people and the communities where they live, learn, work and play. Mono County Health Department strives to prevent people from getting sick or injured and promotes wellness by encouraging healthy behaviors through an upstream approach. The 10 Essential Public Health Functions serve as a framework for how local, State, and Federal mandates and core functions are upheld and implemented.



CHALLENGES, ISSUES & OPPORTUNITIES

Critical challenges for Public Health Department during FY2022-23 include:

- Public Health indirect costs are higher than what we can charge state and federal grants causing a deficit;
- Environmental fees that have not increased since 2014, causing the Environmental Health Department to consume an estimated 58% of Public Health realignment;
- Continued COIVD activities with COVID grants ending and ensure funding for the upcoming fiscal year;
- The loss of Ryan White funding to provide HIV/STI testing and treatment;

- With all the equipment required to combat COVID, supplies storage is problematic. Public Health is currently renting storage space;
- As COVID grants expire, staff retention will become a concern.

For more information, call (760) 924-1830, or visit <https://monocounty.ca.gov/public-health>

REQUESTED BUDGET CHANGES FOR FY2022-23

- Addition of a Director of Nursing Position to ensure a proper chain of command and consistent monitoring of clinical activities;
- The Loss of Ryan White funding due to the low incidents of positive HIV testing;
- New COVID grants such as Workforce Development Grant;
- Addition and loss of staff as covid grants expire and new grants evolve.

ACCOMPLISHMENTS AND OBJECTIVES

FY2021-22 Accomplishments

- The reestablishment of in-office services;
- The updating of Public Health infrastructures such as our auto fleet, IT equipment, and clinical equipment;
- The hiring of a new Health Officer
- The administration of 1600 plus influenza vaccinations;
- The administration of 3000 plus COVID vaccinations.

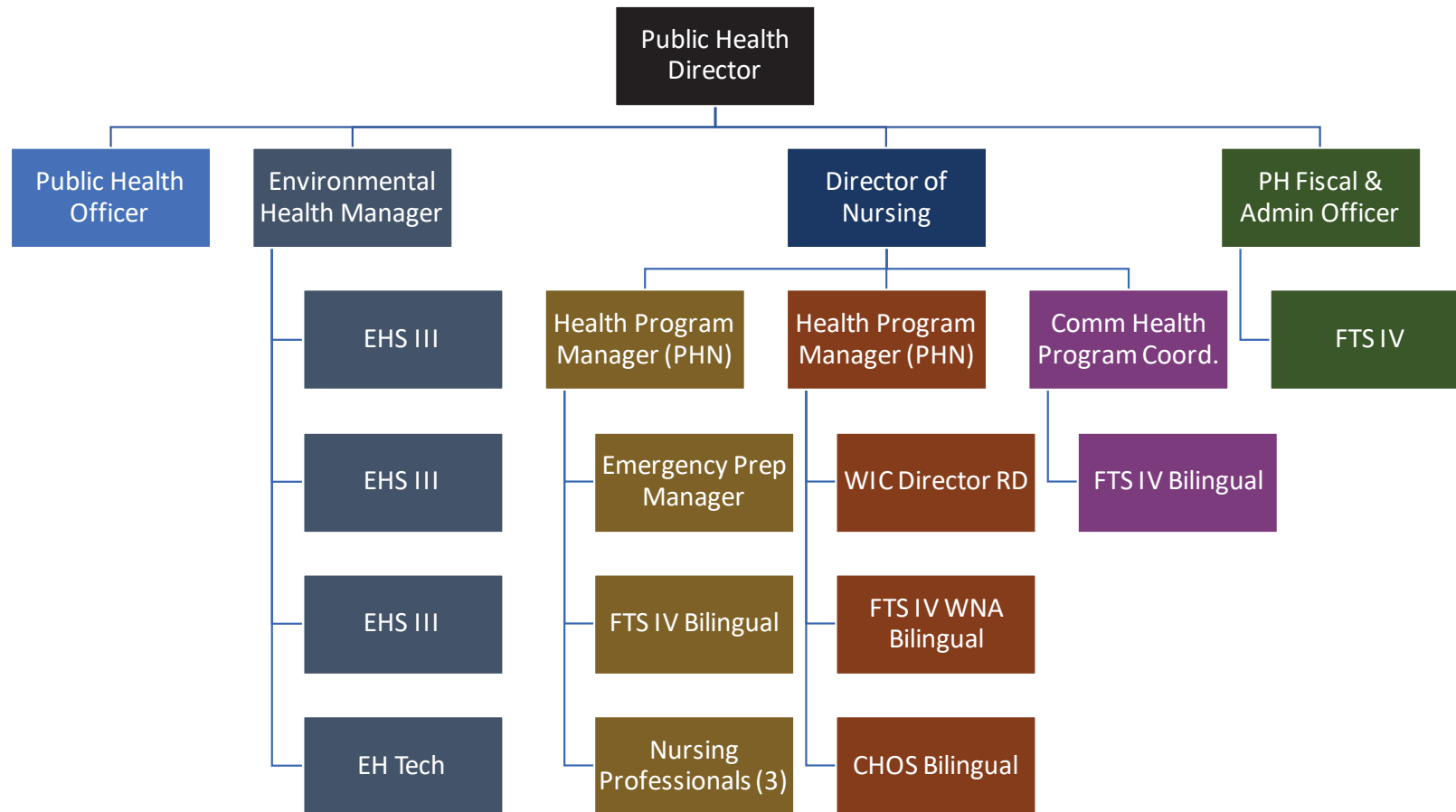
FY2022-23 Objectives

- Increase the number of Public Health encounters in unincorporated Mono County;
- Increase the number of staff training for all departments under Public Health;
- Improve our clinical protocols and supervision through the addition of a Director of Nursing
- Increase the vaccination rate for all vaccine-preventable diseases for all age groups in Mono County



PUBLIC HEALTH

Departmental Organizational Chart

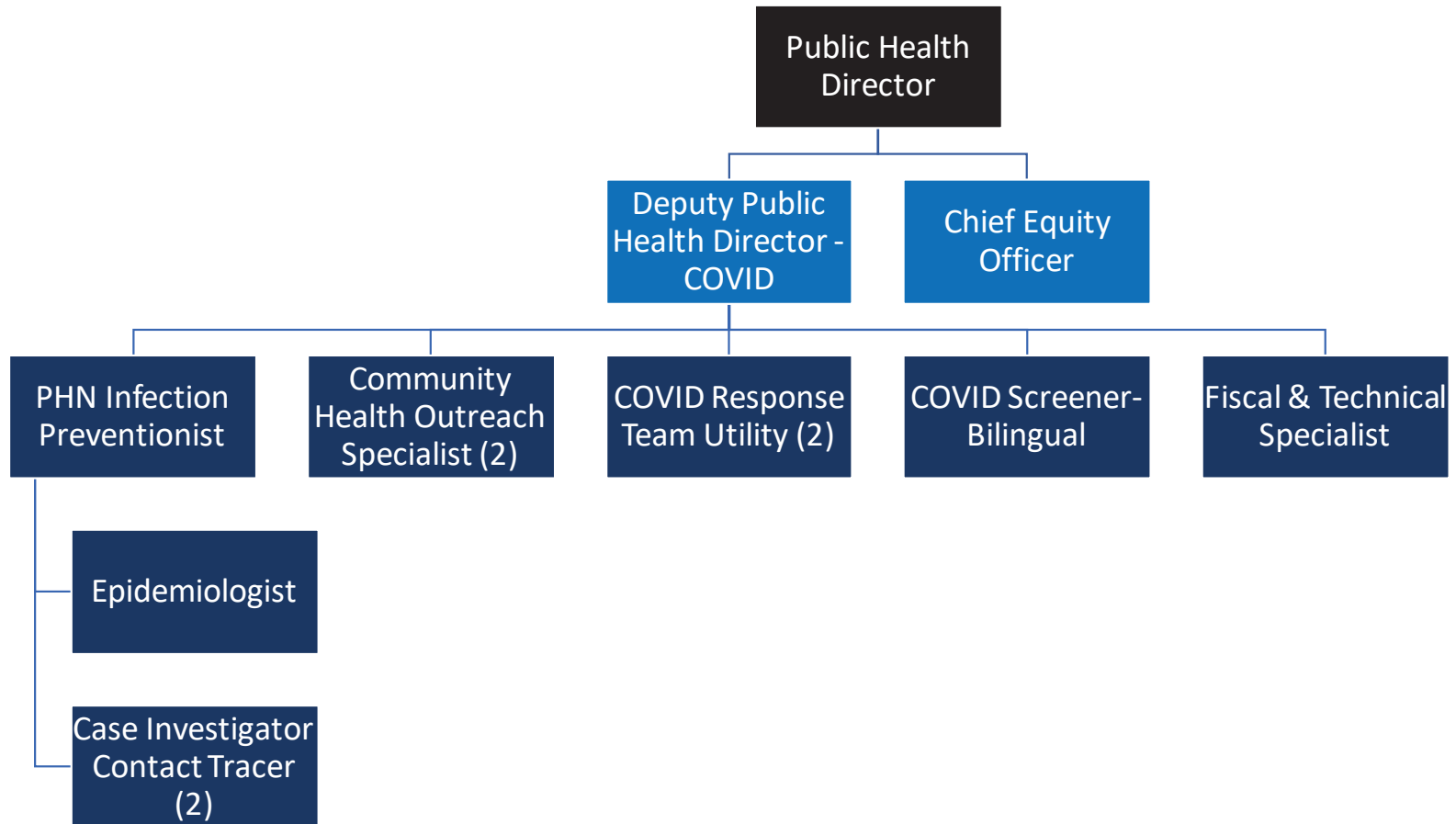


DIVISIONS	ENVIRONMENTAL HEALTH	EMERGENCY PREP & DISEASE PREVENTION	INDIVIDUAL & FAMILY SERVICES	COMMUNITY WELLNESS	FINANCE
-----------	----------------------	-------------------------------------	------------------------------	--------------------	---------



PUBLIC HEALTH

Departmental Organizational Chart



**Public Health
FY2022-23 Budget Workshop**

Proposal	Account String	Fund	Type	Account Name	FY 2019-20	FY 2020-21	FY 2021-22	FY 2021-22	FY 2022-23	FY 2022-23 CAO
					Actuals	Actuals	Amended Budget	Actuals YTD	Departmental Request	Recommended
PH 130-41-860 (Public Health)	130-41-860-12112	130	Revenues	Well Permits	\$ 12,444	\$ -	\$ -	\$ -	\$ -	\$ -
PH 130-41-860 (Public Health)	130-41-860-12115	130	Revenues	Misc Permits	\$ 365	\$ -	\$ -	\$ -	\$ -	\$ -
PH 130-41-860 (Public Health)	130-41-860-12120	130	Revenues	Food Permits	\$ 80,652	\$ 162	\$ -	\$ -	\$ -	\$ -
PH 130-41-860 (Public Health)	130-41-860-12130	130	Revenues	Pool Permits	\$ 54,970	\$ 243	\$ -	\$ -	\$ -	\$ -
PH 130-41-860 (Public Health)	130-41-860-12140	130	Revenues	Underground Tank Permits	\$ 69,883	\$ -	\$ -	\$ -	\$ -	\$ -
PH 130-41-860 (Public Health)	130-41-860-12150	130	Revenues	Small Water System Permits	\$ 45,984	\$ (178)	\$ -	\$ -	\$ -	\$ -
PH 130-41-860 (Public Health)	130-41-860-12180	130	Revenues	Landfill Permits	\$ 12,150	\$ -	\$ -	\$ -	\$ -	\$ -
PH 130-41-860 (Public Health)	130-41-860-13020	130	Revenues	Car Seat Safety -Vc27360	\$ 288	\$ 212	\$ 250	\$ 395	\$ 250	\$ -
PH 130-41-860 (Public Health)	130-41-860-13080	130	Revenues	Aids Edu -H&S 11377C	\$ 864	\$ 337	\$ 250	\$ 300	\$ 250	\$ -
PH 130-41-860 (Public Health)	130-41-860-14010	130	Revenues	Interest Income	\$ 13,818	\$ 15,453	\$ 7,000	\$ 4,787	\$ 5,000	\$ -
PH 130-41-860 (Public Health)	130-41-860-15121	130	Revenues	St: Lea Grant	\$ 16,496	\$ -	\$ -	\$ -	\$ -	\$ -
PH 130-41-860 (Public Health)	130-41-860-15151	130	Revenues	St: Maternal Child Health	\$ 118,127	\$ 29,860	\$ 90,000	\$ 53,672	\$ 113,325	\$ -
PH 130-41-860 (Public Health)	130-41-860-15152	130	Revenues	St: Infectious Disease Prevention & Control	\$ -	\$ 108,342	\$ -	\$ -	\$ -	\$ -
PH 130-41-860 (Public Health)	130-41-860-15171	130	Revenues	St: Chdp Gran	\$ 2,995	\$ 2,178	\$ 7,000	\$ 3,176	\$ 3,952	\$ -
PH 130-41-860 (Public Health)	130-41-860-15190	130	Revenues	St: Hiv Surveillance	\$ (0)	\$ 2,374	\$ 1,000	\$ 1,224	\$ 3,000	\$ -
PH 130-41-860 (Public Health)	130-41-860-15201	130	Revenues	St: Ryan White Hiv Grant	\$ 37,544	\$ 4,126	\$ -	\$ -	\$ -	\$ -
PH 130-41-860 (Public Health)	130-41-860-15202	130	Revenues	St: Misc State Grants	\$ 78,000	\$ 144,000	\$ 108,000	\$ 108,000	\$ -	\$ -
PH 130-41-860 (Public Health)	130-41-860-15204	130	Revenues	CMSP Grant - County Wellness & Prevention	\$ 37,500	\$ 9,500	\$ -	\$ -	\$ -	\$ -
PH 130-41-860 (Public Health)	130-41-860-15206	130	Revenues	St: Local Oral Health Prog Grant (LOHP) Prop 56	\$ 65,208	\$ 18,547	\$ 141,055	\$ 27,429	\$ 141,055	\$ -
PH 130-41-860 (Public Health)	130-41-860-15207	130	Revenues	St: CMSP CERG	\$ -	\$ 100,000	\$ -	\$ -	\$ -	\$ -
PH 130-41-860 (Public Health)	130-41-860-15260	130	Revenues	St: Foster Care	\$ 3,227	\$ 1,509	\$ 8,000	\$ 2,610	\$ 20,091	\$ -
PH 130-41-860 (Public Health)	130-41-860-15270	130	Revenues	St: Mtp	\$ 1,453	\$ -	\$ 8,409	\$ -	\$ 5,840	\$ -
PH 130-41-860 (Public Health)	130-41-860-15352	130	Revenues	St: Immunization Grant	\$ 11,032	\$ 3,743	\$ 599,566	\$ 73,771	\$ 523,521	\$ -
PH 130-41-860 (Public Health)	130-41-860-15353	130	Revenues	St: WeVax	\$ -	\$ -	\$ 350,000	\$ 315,000	\$ -	\$ -
PH 130-41-860 (Public Health)	130-41-860-15437	130	Revenues	Realignment Backfill Support	\$ -	\$ 119,800	\$ -	\$ -	\$ -	\$ -
PH 130-41-860 (Public Health)	130-41-860-15441	130	Revenues	St: Realignment-Pubhealth	\$ 1,509,551	\$ 1,420,534	\$ 1,460,615	\$ 1,399,382	\$ 1,454,067	\$ -
PH 130-41-860 (Public Health)	130-41-860-15553	130	Revenues	Federal CARES Act	\$ -	\$ 874,521	\$ 1,227,645	\$ 55,367	\$ 1,542,763	\$ -
PH 130-41-860 (Public Health)	130-41-860-15571	130	Revenues	Fed: Wic-Women Infant & Child	\$ 216,764	\$ 213,621	\$ 283,222	\$ 120,145	\$ 299,620	\$ -
PH 130-41-860 (Public Health)	130-41-860-16380	130	Revenues	Administrative-Ccs	\$ 105,134	\$ 178,067	\$ 154,934	\$ (620,245)	\$ 239,610	\$ -
PH 130-41-860 (Public Health)	130-41-860-16501	130	Revenues	Adult Immunizations	\$ 12,570	\$ 4,913	\$ 2,317	\$ 2,512	\$ 2,500	\$ -
PH 130-41-860 (Public Health)	130-41-860-16601	130	Revenues	Misc Clinical Services	\$ 405	\$ 5	\$ -	\$ -	\$ -	\$ -
PH 130-41-860 (Public Health)	130-41-860-16605	130	Revenues	Solid Waste Service Fees	\$ 51,624	\$ -	\$ -	\$ -	\$ -	\$ -
PH 130-41-860 (Public Health)	130-41-860-16650	130	Revenues	Medical Mj Id Card Application	\$ 325	\$ -	\$ -	\$ 250	\$ -	\$ -
PH 130-41-860 (Public Health)	130-41-860-17010	130	Revenues	Miscellaneous Revenue	\$ 1,016	\$ 586	\$ -	\$ -	\$ -	\$ -
PH 130-41-860 (Public Health)	130-41-860-18100	130	Revenues	Operating Transfers In	\$ 17,023	\$ 24,170	\$ 19,452	\$ -	\$ 135,024	\$ -

**Public Health
FY2022-23 Budget Workshop**

Proposal	Account String	Fund	Type	Account Name	FY 2019-20	FY 2020-21	FY 2021-22	FY 2021-22	FY 2022-23	FY 2022-23 CAO
					Actuals	Actuals	Amended Budget	Actuals YTD	Departmental Request	Recommended
PH 130-41-860 (Public Health)	130-41-860-21100	130	Expenses	Salary And Wages	\$ (1,011,126)	\$ (960,433)	\$ (1,269,027)	\$ (1,233,796)	\$ (1,692,168)	\$ -
PH 130-41-860 (Public Health)	130-41-860-21120	130	Expenses	Overtime	\$ (285)	\$ (31,963)	\$ (20,000)	\$ (24,494)	\$ (15,000)	\$ -
PH 130-41-860 (Public Health)	130-41-860-22100	130	Expenses	Employee Benefits	\$ (117,186)	\$ (102,152)	\$ (144,977)	\$ (138,713)	\$ (58,107)	\$ -
PH 130-41-860 (Public Health)	130-41-860-22110	130	Expenses	Employee Benefits - Health (Med/Dent/Vis)	\$ (203,603)	\$ (111,276)	\$ (168,058)	\$ (203,701)	\$ (299,568)	\$ -
PH 130-41-860 (Public Health)	130-41-860-22120	130	Expenses	Employee Benefits - PERS (ER Portion)	\$ (304,331)	\$ (247,157)	\$ (390,639)	\$ (355,410)	\$ (479,562)	\$ -
PH 130-41-860 (Public Health)	130-41-860-30280	130	Expenses	Telephone/Communications	\$ (17,081)	\$ (14,421)	\$ (23,124)	\$ (21,409)	\$ (34,443)	\$ -
PH 130-41-860 (Public Health)	130-41-860-30500	130	Expenses	Workers' Comp Ins Expense	\$ (138,645)	\$ (117,747)	\$ (113,845)	\$ (113,845)	\$ (135,327)	\$ -
PH 130-41-860 (Public Health)	130-41-860-30510	130	Expenses	Liability Insurance Expense	\$ (15,122)	\$ (10,075)	\$ (12,670)	\$ (12,670)	\$ (25,227)	\$ -
PH 130-41-860 (Public Health)	130-41-860-31200	130	Expenses	Equip Maintenance & Repair	\$ (155)	\$ (1,314)	\$ (1,000)	\$ -	\$ -	\$ -
PH 130-41-860 (Public Health)	130-41-860-31530	130	Expenses	Medical/Dental & Lab Supplies	\$ (14,158)	\$ (9,289)	\$ (48,000)	\$ (15,694)	\$ (5,502)	\$ -
PH 130-41-860 (Public Health)	130-41-860-31700	130	Expenses	Membership Fees	\$ (11,651)	\$ (6,960)	\$ (10,000)	\$ (17,689)	\$ (11,490)	\$ -
PH 130-41-860 (Public Health)	130-41-860-32000	130	Expenses	Office Expense	\$ (12,645)	\$ (6,599)	\$ (15,000)	\$ (14,576)	\$ (40,044)	\$ -
PH 130-41-860 (Public Health)	130-41-860-32010	130	Expenses	TECHNOLOGY EXPENSES	\$ (15,868)	\$ (31,750)	\$ (43,779)	\$ (43,057)	\$ (61,203)	\$ -
PH 130-41-860 (Public Health)	130-41-860-32020	130	Expenses	Technology Expense-Software Licenses	\$ (22,742)	\$ (5,965)	\$ (7,400)	\$ (4,919)	\$ (12,675)	\$ -
PH 130-41-860 (Public Health)	130-41-860-32030	130	Expenses	Copier Pool	\$ -	\$ -	\$ -	\$ -	\$ (4,000)	\$ -
PH 130-41-860 (Public Health)	130-41-860-32450	130	Expenses	Contract Services	\$ (145,456)	\$ (66,747)	\$ (78,857)	\$ (40,206)	\$ (18,000)	\$ -
PH 130-41-860 (Public Health)	130-41-860-32500	130	Expenses	Professional & Specialized Ser	\$ (2,811)	\$ (711)	\$ (97,500)	\$ (1,486)	\$ (1,788)	\$ -
PH 130-41-860 (Public Health)	130-41-860-32510	130	Expenses	Css Treatment Ser	\$ (1,114)	\$ (1,808)	\$ (2,112)	\$ (782)	\$ (2,112)	\$ -
PH 130-41-860 (Public Health)	130-41-860-32950	130	Expenses	Rents & Leases - Real Property	\$ (103,502)	\$ (10,176)	\$ 180,813	\$ (5,500)	\$ (9,960)	\$ -
PH 130-41-860 (Public Health)	130-41-860-33010	130	Expenses	Small Tools & Instruments	\$ (87)	\$ -	\$ -	\$ -	\$ -	\$ -
PH 130-41-860 (Public Health)	130-41-860-33100	130	Expenses	Education & Training	\$ -	\$ (300)	\$ -	\$ -	\$ -	\$ -
PH 130-41-860 (Public Health)	130-41-860-33120	130	Expenses	Special Department Expense	\$ (5,108)	\$ (29,404)	\$ (258,402)	\$ (265,143)	\$ (192,184)	\$ -
PH 130-41-860 (Public Health)	130-41-860-33350	130	Expenses	Travel & Training Expense	\$ (23,699)	\$ (22,029)	\$ (14,400)	\$ (9,648)	\$ (126,605)	\$ -
PH 130-41-860 (Public Health)	130-41-860-33351	130	Expenses	Vehicle Fuel Costs	\$ (6,440)	\$ (646)	\$ (2,500)	\$ (545)	\$ (1,594)	\$ -
PH 130-41-860 (Public Health)	130-41-860-33360	130	Expenses	Motor Pool Expense	\$ (17,604)	\$ (1,558)	\$ (5,000)	\$ (1,202)	\$ (20,464)	\$ -
PH 130-41-860 (Public Health)	130-41-860-33600	130	Expenses	Utilities	\$ -	\$ -	\$ -	\$ -	\$ (10,480)	\$ -
PH 130-41-860 (Public Health)	130-41-860-33602	130	Expenses	Civic Center Utilities	\$ -	\$ (9,471)	\$ (24,479)	\$ (6,867)	\$ -	\$ -
PH 130-41-860 (Public Health)	130-41-860-53030	130	Expenses	Capital Equipment, \$5,000+	\$ -	\$ (23,187)	\$ -	\$ -	\$ -	\$ -
PH 130-41-860 (Public Health)	130-41-860-60100	130	Expenses	Operating Transfers Out	\$ (84,998)	\$ (752,786)	\$ (1,536,286)	\$ (241,700)	\$ (646,864)	\$ -
PH 130-41-860 (Public Health)	130-41-860-60110	130	Expenses	Civic Center Rent	\$ -	\$ -	\$ -	\$ -	\$ (168,834)	\$ -
PH 130-41-860 (Public Health)	130-41-860-70500	130	Expenses	Credit Card Clearing Account	\$ -	\$ -	\$ -	\$ (358)	\$ -	\$ -
PH 130-41-860 (Public Health)	130-41-860-72960	130	Expenses	A-87 Indirect Costs	\$ (282,683)	\$ (295,688)	\$ (410,813)	\$ (410,813)	\$ (413,964)	\$ -
Public Health Revenue Total					\$ 2,577,411	\$ 3,276,624	\$ 4,468,715	\$ 1,547,774	\$ 4,489,868	\$ -
Public Health Expenditure Total					\$ (2,558,099)	\$ (2,871,613)	\$ (4,517,055)	\$ (3,184,223)	\$ (4,487,164)	\$ -
Public Health Use of Fund Balance					\$ 19,311	\$ 405,011	\$ (48,340)	\$ (1,636,450)	\$ 2,704	\$ -

**Public Health
FY2022-23 Budget Workshop**

Proposal	Account String	Fund	Type	Account Name	FY 2019-20	FY 2020-21	FY 2021-22	FY 2021-22	FY 2022-23	FY 2022-23 CAO
					Actuals	Actuals	Amended Budget	Actuals YTD	Departmental Request	Recommended
PH 131-41-847 (Public Health Education)	131-41-847-13080	131	Revenues	Aids Edu -H&S 11377C	\$ -	\$ -	\$ -	\$ -	\$ -	\$ -
PH 131-41-847 (Public Health Education)	131-41-847-14010	131	Revenues	Interest Income	\$ (3,989)	\$ (5,415)	\$ -	\$ (893)	\$ -	\$ -
PH 131-41-847 (Public Health Education)	131-41-847-15250	131	Revenues	St: Health Ed-Tobacco	\$ 44,855	\$ -	\$ -	\$ -	\$ -	\$ -
PH 131-41-847 (Public Health Education)	131-41-847-18100	131	Revenues	Operating Transfers In	\$ 40,239	\$ 310,012	\$ 330,886	\$ -	\$ 325,171	\$ -
PH 131-41-847 (Public Health Education)	131-41-847-21100	131	Expenses	Salary And Wages	\$ (110,422)	\$ (90,423)	\$ (108,243)	\$ (63,833)	\$ (120,543)	\$ -
PH 131-41-847 (Public Health Education)	131-41-847-21120	131	Expenses	Overtime	\$ (122)	\$ (951)	\$ (500)	\$ -	\$ -	\$ -
PH 131-41-847 (Public Health Education)	131-41-847-22100	131	Expenses	Employee Benefits	\$ (15,406)	\$ (10,437)	\$ (12,983)	\$ (8,323)	\$ (5,744)	\$ -
PH 131-41-847 (Public Health Education)	131-41-847-22110	131	Expenses	Employee Benefits - Health (Med/Dent/Vis)	\$ (23,804)	\$ (7,150)	\$ (17,804)	\$ (4,387)	\$ (21,444)	\$ -
PH 131-41-847 (Public Health Education)	131-41-847-22120	131	Expenses	Employee Benefits - PERS (ER Portion)	\$ (29,596)	\$ (25,490)	\$ (30,156)	\$ (10,589)	\$ (34,609)	\$ -
PH 131-41-847 (Public Health Education)	131-41-847-30280	131	Expenses	Telephone/Communications	\$ (812)	\$ (2,310)	\$ (1,841)	\$ (1,699)	\$ (3,823)	\$ -
PH 131-41-847 (Public Health Education)	131-41-847-30500	131	Expenses	Workers' Comp Ins Expense	\$ (2,756)	\$ (1,248)	\$ (1,368)	\$ (1,368)	\$ (2,617)	\$ -
PH 131-41-847 (Public Health Education)	131-41-847-30510	131	Expenses	Liability Insurance Expense	\$ (1,273)	\$ (623)	\$ (610)	\$ (610)	\$ (1,060)	\$ -
PH 131-41-847 (Public Health Education)	131-41-847-31200	131	Expenses	Equip Maintenance & Repair	\$ (1,110)	\$ -	\$ -	\$ -	\$ -	\$ -
PH 131-41-847 (Public Health Education)	131-41-847-31700	131	Expenses	Membership Fees	\$ (560)	\$ (658)	\$ (2,500)	\$ (2,350)	\$ (305)	\$ -
PH 131-41-847 (Public Health Education)	131-41-847-32000	131	Expenses	Office Expense	\$ (285)	\$ (1,319)	\$ (4,000)	\$ (809)	\$ (450)	\$ -
PH 131-41-847 (Public Health Education)	131-41-847-32010	131	Expenses	TECHNOLOGY EXPENSES	\$ (1,702)	\$ (1,293)	\$ (4,000)	\$ (3,034)	\$ (3,318)	\$ -
PH 131-41-847 (Public Health Education)	131-41-847-32020	131	Expenses	Technology Expense-Software Licenses	\$ (767)	\$ (793)	\$ (1,425)	\$ (348)	\$ -	\$ -
PH 131-41-847 (Public Health Education)	131-41-847-32450	131	Expenses	Contract Services	\$ (11,930)	\$ (6,400)	\$ (16,000)	\$ (6,000)	\$ (27,825)	\$ -
PH 131-41-847 (Public Health Education)	131-41-847-32800	131	Expenses	Publications & Legal Notices	\$ -	\$ -	\$ (218)	\$ -	\$ -	\$ -
PH 131-41-847 (Public Health Education)	131-41-847-32950	131	Expenses	Rents & Leases - Real Property	\$ (10,532)	\$ (928)	\$ 15,048	\$ -	\$ -	\$ -
PH 131-41-847 (Public Health Education)	131-41-847-33100	131	Expenses	Education & Training	\$ -	\$ (56)	\$ -	\$ -	\$ -	\$ -
PH 131-41-847 (Public Health Education)	131-41-847-33101	131	Expenses	Educational Materials	\$ (47)	\$ (3,725)	\$ (12,000)	\$ (11,500)	\$ -	\$ -
PH 131-41-847 (Public Health Education)	131-41-847-33102	131	Expenses	Promotions	\$ (862)	\$ (756)	\$ (1,500)	\$ (836)	\$ -	\$ -
PH 131-41-847 (Public Health Education)	131-41-847-33120	131	Expenses	Special Department Expense	\$ (34,885)	\$ (63,189)	\$ (100,000)	\$ (114,494)	\$ (41,289)	\$ -
PH 131-41-847 (Public Health Education)	131-41-847-33350	131	Expenses	Travel & Training Expense	\$ (658)	\$ (924)	\$ (2,500)	\$ (4,279)	\$ (14,917)	\$ -
PH 131-41-847 (Public Health Education)	131-41-847-33351	131	Expenses	Vehicle Fuel Costs	\$ (298)	\$ (226)	\$ (500)	\$ (30)	\$ -	\$ -
PH 131-41-847 (Public Health Education)	131-41-847-33360	131	Expenses	Motor Pool Expense	\$ (909)	\$ (495)	\$ (500)	\$ (81)	\$ -	\$ -
PH 131-41-847 (Public Health Education)	131-41-847-33602	131	Expenses	Civic Center Utilities	\$ -	\$ (786)	\$ (1,379)	\$ (577)	\$ (879)	\$ -
PH 131-41-847 (Public Health Education)	131-41-847-60100	131	Expenses	Operating Transfers Out	\$ -	\$ (14,051)	\$ (29,217)	\$ (11,812)	\$ (22,432)	\$ -
PH 131-41-847 (Public Health Education)	131-41-847-60110	131	Expenses	Civic Center Rent	\$ -	\$ -	\$ -	\$ -	\$ (14,168)	\$ -
PH 131-41-847 (Public Health Education)	131-41-847-70500	131	Expenses	Credit Card Clearing Account	\$ -	\$ -	\$ -	\$ (1,435)	\$ -	\$ -
PH 131-41-847 (Public Health Education)	131-41-847-72960	131	Expenses	A-87 Indirect Costs	\$ (47,885)	\$ (9,099)	\$ 3,311	\$ 3,310	\$ (9,554)	\$ -
Public Health Education Revenue Total					\$ 81,105	\$ 304,598	\$ 330,886	\$ (893)	\$ 325,171	\$ -
Public Health Education Expenditure Total					\$ (296,622)	\$ (243,331)	\$ (330,885)	\$ (245,085)	\$ (324,976)	\$ -
Public Health Education Use of Fund Balance					\$ (215,517)	\$ 61,267	\$ 1	\$ (245,978)	\$ 195	\$ -

**Public Health
FY2022-23 Budget Workshop**

Proposal	Account String	Fund	Type	Account Name	FY 2019-20	FY 2020-21	FY 2021-22	FY 2021-22	FY 2022-23	FY 2022-23 CAO
					Actuals	Actuals	Amended Budget	Actuals YTD	Departmental Request	Recommended
PH 133-41-860 (Bio-Terrorism)	133-41-860-14010	133	Revenues	Interest Income	\$ (4,003)	\$ (1,672)	\$ -	\$ (768)	\$ -	\$ -
PH 133-41-860 (Bio-Terrorism)	133-41-860-15551	133	Revenues	FED: PANDEMIC FLU	\$ 35,957	\$ 28,087	\$ 60,440	\$ 20,632	\$ 60,438	\$ -
PH 133-41-860 (Bio-Terrorism)	133-41-860-15660	133	Revenues	Fed: BT - HPP Hospital Preparedness Program	\$ 58,587	\$ 223,506	\$ 145,632	\$ 109,271	\$ 121,619	\$ -
PH 133-41-860 (Bio-Terrorism)	133-41-860-15661	133	Revenues	Fed: BT - PHEP PH Emergency Preparedness	\$ 443,710	\$ 64,219	\$ 126,157	\$ 73,226	\$ 116,701	\$ -
PH 133-41-860 (Bio-Terrorism)	133-41-860-18100	133	Revenues	Operating Transfers In	\$ 44,759	\$ 41,538	\$ 121,911	\$ -	\$ 49,477	\$ -
PH 133-41-860 (Bio-Terrorism)	133-41-860-21100	133	Expenses	Salary And Wages	\$ (239,094)	\$ (258,142)	\$ (138,812)	\$ (61,884)	\$ (122,553)	\$ -
PH 133-41-860 (Bio-Terrorism)	133-41-860-21120	133	Expenses	Overtime	\$ -	\$ (17,802)	\$ (5,000)	\$ (228)	\$ (4,915)	\$ -
PH 133-41-860 (Bio-Terrorism)	133-41-860-22100	133	Expenses	Employee Benefits	\$ (36,573)	\$ (36,086)	\$ (13,480)	\$ (8,038)	\$ (7,007)	\$ -
PH 133-41-860 (Bio-Terrorism)	133-41-860-22110	133	Expenses	Employee Benefits - Health (Med/Dent/Vis)	\$ (50,254)	\$ (26,590)	\$ (18,371)	\$ (13,495)	\$ (29,927)	\$ -
PH 133-41-860 (Bio-Terrorism)	133-41-860-22120	133	Expenses	Employee Benefits - PERS (ER Portion)	\$ (48,545)	\$ (51,142)	\$ (30,812)	\$ (20,867)	\$ (35,146)	\$ -
PH 133-41-860 (Bio-Terrorism)	133-41-860-30280	133	Expenses	Telephone/Communications	\$ (14,721)	\$ (14,188)	\$ (17,315)	\$ (6,734)	\$ (15,876)	\$ -
PH 133-41-860 (Bio-Terrorism)	133-41-860-30500	133	Expenses	Workers' Comp Ins Expense	\$ (4,419)	\$ (1,435)	\$ (1,368)	\$ (1,368)	\$ (1,309)	\$ -
PH 133-41-860 (Bio-Terrorism)	133-41-860-30510	133	Expenses	Liability Insurance Expense	\$ (637)	\$ (623)	\$ (610)	\$ (610)	\$ (530)	\$ -
PH 133-41-860 (Bio-Terrorism)	133-41-860-31530	133	Expenses	Medical/Dental & Lab Supplies	\$ -	\$ (4,478)	\$ (3,510)	\$ -	\$ -	\$ -
PH 133-41-860 (Bio-Terrorism)	133-41-860-32000	133	Expenses	Office Expense	\$ (331)	\$ (137)	\$ (1,780)	\$ (248)	\$ -	\$ -
PH 133-41-860 (Bio-Terrorism)	133-41-860-32010	133	Expenses	TECHNOLOGY EXPENSES	\$ (5,794)	\$ (945)	\$ (2,072)	\$ -	\$ (1,818)	\$ -
PH 133-41-860 (Bio-Terrorism)	133-41-860-32020	133	Expenses	Technology Expense-Software Licenses	\$ (486)	\$ (404)	\$ (700)	\$ (267)	\$ -	\$ -
PH 133-41-860 (Bio-Terrorism)	133-41-860-32500	133	Expenses	Professional & Specialized Ser	\$ (5,250)	\$ -	\$ -	\$ -	\$ -	\$ -
PH 133-41-860 (Bio-Terrorism)	133-41-860-32950	133	Expenses	Rents & Leases - Real Property	\$ (18,847)	\$ (1,661)	\$ 14,465	\$ (2,105)	\$ (2,520)	\$ -
PH 133-41-860 (Bio-Terrorism)	133-41-860-33120	133	Expenses	Special Department Expense	\$ -	\$ (29,531)	\$ (42,414)	\$ (1,838)	\$ (36,500)	\$ -
PH 133-41-860 (Bio-Terrorism)	133-41-860-33350	133	Expenses	Travel & Training Expense	\$ (8,185)	\$ (1,608)	\$ (10,250)	\$ (3,745)	\$ (16,040)	\$ -
PH 133-41-860 (Bio-Terrorism)	133-41-860-33351	133	Expenses	Vehicle Fuel Costs	\$ (22)	\$ -	\$ (500)	\$ -	\$ -	\$ -
PH 133-41-860 (Bio-Terrorism)	133-41-860-33360	133	Expenses	Motor Pool Expense	\$ (99)	\$ -	\$ (1,000)	\$ -	\$ -	\$ -
PH 133-41-860 (Bio-Terrorism)	133-41-860-33602	133	Expenses	Civic Center Utilities	\$ -	\$ (875)	\$ (1,479)	\$ (641)	\$ (979)	\$ -
PH 133-41-860 (Bio-Terrorism)	133-41-860-53030	133	Expenses	Capital Equipment, \$5,000+	\$ -	\$ (30,024)	\$ (9,951)	\$ -	\$ -	\$ -
PH 133-41-860 (Bio-Terrorism)	133-41-860-60100	133	Expenses	Operating Transfers Out	\$ -	\$ (15,634)	\$ (31,527)	\$ (13,134)	\$ (19,321)	\$ -
PH 133-41-860 (Bio-Terrorism)	133-41-860-60110	133	Expenses	Civic Center Rent	\$ -	\$ -	\$ -	\$ -	\$ (15,766)	\$ -
PH 133-41-860 (Bio-Terrorism)	133-41-860-60110	133	Expenses	Civic Center Rent	\$ -	\$ -	\$ -	\$ -	\$ -	\$ -
PH 133-41-860 (Bio-Terrorism)	133-41-860-60110	133	Expenses	Civic Center Rent	\$ -	\$ -	\$ -	\$ -	\$ -	\$ -
PH 133-41-860 (Bio-Terrorism)	133-41-860-72960	133	Expenses	A-87 Indirect Costs	\$ (19,903)	\$ (36,030)	\$ (18,959)	\$ (18,959)	\$ (37,832)	\$ -
Bio-Terrorism Revenue Total					\$ 579,010	\$ 355,677	\$ 454,140	\$ 202,361	\$ 348,235	\$ -
Bio-Terrorism Expenditure Total					\$ (453,159)	\$ (527,334)	\$ (335,445)	\$ (154,160)	\$ (348,038)	\$ -
Bio-Terrorism Use of Fund Balance					\$ 125,851	\$ (171,656)	\$ 118,695	\$ 48,200	\$ 197	\$ -
PH 135-41-847 (Prop 99 Public Health Ed)	135-41-847-14010	135	Revenues	Interest Income	\$ 1,187	\$ 2,202	\$ -	\$ 572	\$ -	\$ -
PH 135-41-847 (Prop 99 Public Health Ed)	135-41-847-15250	135	Revenues	St: Health Ed-Tobacco	\$ 143,248	\$ 112,500	\$ 150,000	\$ 262,500	\$ 150,000	\$ -
PH 135-41-847 (Prop 99 Public Health Ed)	135-41-847-60100	135	Expenses	Operating Transfers Out	\$ -	\$ (66,716)	\$ (150,000)	\$ -	\$ (150,000)	\$ -
Prop 99 Public Health Education Revenue Total					\$ 144,435	\$ 47,985	\$ -	\$ 263,072	\$ -	\$ -
Prop 99 Public Health Education Expenditure Total					\$ 144,435	\$ 47,985	\$ -	\$ 263,072	\$ -	\$ -
Prop 99 Public Health Education Use of Fund Balance					\$ 288,869	\$ 95,971	\$ -	\$ 526,145	\$ -	\$ -

**Public Health
FY2022-23 Budget Workshop**

Proposal	Account String	Fund	Type	Account Name	FY 2019-20	FY 2020-21	FY 2021-22	FY 2021-22	FY 2022-23	FY 2022-23
					Actuals	Actuals	Amended Budget	Actuals YTD	Departmental Request	Recommended CAO
PH 136-41-847 (Prop 56 Health Education)	136-41-847-14010	136	Revenues	Interest Income	\$ 1,491	\$ 2,062	\$ -	\$ 2	\$ -	\$ -
PH 136-41-847 (Prop 56 Health Education)	136-41-847-15250	136	Revenues	St: Health Ed-Tobacco	\$ 95,445	\$ 106,812	\$ 150,000	\$ 187,500	\$ 150,000	\$ -
PH 136-41-847 (Prop 56 Health Education)	136-41-847-60100	136	Expenses	Operating Transfers Out	\$ -	\$ (243,296)	\$ (150,000)	\$ -	\$ (150,000)	\$ -
Prop 56 Health Education Revenue Total					\$ 96,936	\$ 108,874	\$ 150,000	\$ 187,502	\$ 150,000	\$ -
Prop 56 Health Education Expenditure Total					\$ -	\$ (243,296)	\$ (150,000)	\$ -	\$ (150,000)	\$ -
Prop 56 Health Education Use of Fund Balance					\$ 96,936	\$ (134,422)	\$ -	\$ 187,502	\$ -	\$ -
PH 137-41-862 (Environmental Health)	137-41-862-12020	137	Revenues	Business License Fees	\$ -	\$ 1,624	\$ 1,500	\$ 1,544	\$ 1,500	\$ -
PH 137-41-862 (Environmental Health)	137-41-862-12070	137	Revenues	Camp Permits	\$ -	\$ 1,458	\$ 1,944	\$ 1,944	\$ 1,944	\$ -
PH 137-41-862 (Environmental Health)	137-41-862-12100	137	Revenues	Septic Permits	\$ -	\$ 21,732	\$ 17,895	\$ 20,308	\$ 18,000	\$ -
PH 137-41-862 (Environmental Health)	137-41-862-12112	137	Revenues	Well Permits	\$ -	\$ 8,428	\$ 10,795	\$ 11,947	\$ 10,500	\$ -
PH 137-41-862 (Environmental Health)	137-41-862-12115	137	Revenues	Misc Permits	\$ -	\$ 162	\$ 1,189	\$ 912	\$ -	\$ -
PH 137-41-862 (Environmental Health)	137-41-862-12120	137	Revenues	Food Permits	\$ -	\$ 70,871	\$ 70,000	\$ 73,239	\$ 65,000	\$ -
PH 137-41-862 (Environmental Health)	137-41-862-12130	137	Revenues	Pool Permits	\$ -	\$ 56,667	\$ 54,348	\$ 34,531	\$ 35,000	\$ -
PH 137-41-862 (Environmental Health)	137-41-862-12140	137	Revenues	Underground Tank Permits	\$ -	\$ 57,885	\$ 65,000	\$ 70,442	\$ 64,000	\$ -
PH 137-41-862 (Environmental Health)	137-41-862-12150	137	Revenues	Small Water System Permits	\$ -	\$ 42,864	\$ 43,000	\$ 37,098	\$ 35,000	\$ -
PH 137-41-862 (Environmental Health)	137-41-862-12180	137	Revenues	Landfill Permits	\$ -	\$ 12,150	\$ 12,150	\$ 11,664	\$ 11,664	\$ -
PH 137-41-862 (Environmental Health)	137-41-862-14010	137	Revenues	Interest Income	\$ -	\$ (1,968)	\$ -	\$ (83)	\$ -	\$ -
PH 137-41-862 (Environmental Health)	137-41-862-15121	137	Revenues	St: Lea Grant	\$ -	\$ 16,500	\$ 16,500	\$ -	\$ 16,500	\$ -
PH 137-41-862 (Environmental Health)	137-41-862-16605	137	Revenues	Solid Waste Service Fees	\$ -	\$ 51,549	\$ 47,693	\$ 1,296	\$ 45,000	\$ -
PH 137-41-862 (Environmental Health)	137-41-862-18100	137	Revenues	Operating Transfers In	\$ -	\$ 541,924	\$ 787,153	\$ -	\$ 572,216	\$ -

**Public Health
FY2022-23 Budget Workshop**

Proposal	Account String	Fund	Type	Account Name	FY 2019-20	FY 2020-21	FY 2021-22	FY 2021-22	FY 2022-23	FY 2022-23 CAO
					Actuals	Actuals	Amended Budget	Actuals YTD	Departmental Request	Recommended
PH 137-41-862 (Environmental Health)	137-41-862-21100	137	Expenses	Salary And Wages	\$ -	\$ (410,318)	\$ (464,142)	\$ (342,819)	\$ (423,150)	\$ -
PH 137-41-862 (Environmental Health)	137-41-862-22100	137	Expenses	Employee Benefits	\$ -	\$ (58,226)	\$ (56,671)	\$ (44,828)	\$ (23,854)	\$ -
PH 137-41-862 (Environmental Health)	137-41-862-22110	137	Expenses	Employee Benefits - Health (Med/Dent/Vis)	\$ -	\$ (75,256)	\$ (83,929)	\$ (57,601)	\$ (69,987)	\$ -
PH 137-41-862 (Environmental Health)	137-41-862-22120	137	Expenses	Employee Benefits - PERS (ER Portion)	\$ -	\$ (120,706)	\$ (121,895)	\$ (93,986)	\$ (119,635)	\$ -
PH 137-41-862 (Environmental Health)	137-41-862-30280	137	Expenses	Telephone/Communications	\$ -	\$ (5,719)	\$ (5,892)	\$ (4,365)	\$ (5,367)	\$ -
PH 137-41-862 (Environmental Health)	137-41-862-30500	137	Expenses	Workers' Comp Ins Expense	\$ -	\$ (39,249)	\$ (37,949)	\$ (37,948)	\$ (30,719)	\$ -
PH 137-41-862 (Environmental Health)	137-41-862-30510	137	Expenses	Liability Insurance Expense	\$ -	\$ (3,359)	\$ (4,223)	\$ (4,223)	\$ (5,726)	\$ -
PH 137-41-862 (Environmental Health)	137-41-862-31200	137	Expenses	Equip Maintenance & Repair	\$ -	\$ -	\$ -	\$ (147)	\$ -	\$ -
PH 137-41-862 (Environmental Health)	137-41-862-31530	137	Expenses	Medical/Dental & Lab Supplies	\$ -	\$ -	\$ (500)	\$ -	\$ (500)	\$ -
PH 137-41-862 (Environmental Health)	137-41-862-31700	137	Expenses	Membership Fees	\$ -	\$ (1,442)	\$ (2,000)	\$ (968)	\$ (1,665)	\$ -
PH 137-41-862 (Environmental Health)	137-41-862-32000	137	Expenses	Office Expense	\$ -	\$ (2,690)	\$ (3,700)	\$ (3,190)	\$ (2,920)	\$ -
PH 137-41-862 (Environmental Health)	137-41-862-32010	137	Expenses	TECHNOLOGY EXPENSES	\$ -	\$ (5,002)	\$ (9,810)	\$ (7,255)	\$ (9,698)	\$ -
PH 137-41-862 (Environmental Health)	137-41-862-32020	137	Expenses	Technology Expense-Software Licenses	\$ -	\$ (17,725)	\$ (18,789)	\$ (18,789)	\$ (19,729)	\$ -
PH 137-41-862 (Environmental Health)	137-41-862-32030	137	Expenses	Copier Pool	\$ -	\$ -	\$ -	\$ -	\$ (1,080)	\$ -
PH 137-41-862 (Environmental Health)	137-41-862-32450	137	Expenses	Contract Services	\$ -	\$ (103,244)	\$ (110,500)	\$ (77,478)	\$ (110,750)	\$ -
PH 137-41-862 (Environmental Health)	137-41-862-32500	137	Expenses	Professional & Specialized Ser	\$ -	\$ -	\$ (100)	\$ -	\$ -	\$ -
PH 137-41-862 (Environmental Health)	137-41-862-32800	137	Expenses	Publications & Legal Notices	\$ -	\$ (82)	\$ -	\$ -	\$ (100)	\$ -
PH 137-41-862 (Environmental Health)	137-41-862-32950	137	Expenses	Rents & Leases - Real Property	\$ -	\$ (2,002)	\$ 56,322	\$ (1,833)	\$ (2,000)	\$ -
PH 137-41-862 (Environmental Health)	137-41-862-33010	137	Expenses	Small Tools & Instruments	\$ -	\$ -	\$ (100)	\$ -	\$ -	\$ -
PH 137-41-862 (Environmental Health)	137-41-862-33120	137	Expenses	Special Department Expense	\$ -	\$ (305)	\$ (312)	\$ (740)	\$ (500)	\$ -
PH 137-41-862 (Environmental Health)	137-41-862-33350	137	Expenses	Travel & Training Expense	\$ -	\$ (350)	\$ (1,850)	\$ (651)	\$ (2,269)	\$ -
PH 137-41-862 (Environmental Health)	137-41-862-33351	137	Expenses	Vehicle Fuel Costs	\$ -	\$ (3,654)	\$ (2,400)	\$ (2,586)	\$ (4,000)	\$ -
PH 137-41-862 (Environmental Health)	137-41-862-33360	137	Expenses	Motor Pool Expense	\$ -	\$ (10,870)	\$ (10,000)	\$ (5,900)	\$ (12,000)	\$ -
PH 137-41-862 (Environmental Health)	137-41-862-33602	137	Expenses	Civic Center Utilities	\$ -	\$ (3,045)	\$ (6,892)	\$ (2,157)	\$ (3,292)	\$ -
PH 137-41-862 (Environmental Health)	137-41-862-60100	137	Expenses	Operating Transfers Out	\$ -	\$ (54,428)	\$ (106,052)	\$ (44,185)	\$ (67,271)	\$ -
PH 137-41-862 (Environmental Health)	137-41-862-60110	137	Expenses	Civic Center Rent	\$ -	\$ -	\$ -	\$ -	\$ (53,030)	\$ -
PH 137-41-862 (Environmental Health)	137-41-862-72960	137	Expenses	A-87 Indirect Costs	\$ -	\$ (98,563)	\$ (137,783)	\$ (137,783)	\$ (108,665)	\$ -
Environmental Health Revenue Total					\$ -	\$ 881,845	\$ 1,129,167	\$ 264,842	\$ 876,324	\$ -
Environmental Health Expenditure Total					\$ -	\$ (1,016,235)	\$ (1,129,167)	\$ (889,434)	\$ (1,077,907)	\$ -
Environmental Health Use of Fund Balance					\$ -	\$ (134,390)	\$ -	\$ (624,592)	\$ (201,583)	\$ -
Total Department Expenditures					\$ (3,163,445)	\$ (4,853,823)	\$ (6,462,552)	\$ (4,209,830)	\$ (6,388,086)	\$ -
Total Grant / Earned / Govt Revenues					\$ 3,478,896	\$ 4,975,603	\$ 6,532,908	\$ 2,464,657	\$ 6,189,598	\$ -
Total Use of Fund Balance					\$ 315,451	\$ 121,780	\$ 70,356	\$ (1,745,173)	\$ (198,488)	\$ -
Total General Fund Contribution					\$ -	\$ -	\$ -	\$ -	\$ -	\$ -

PUBLIC WORKS

Tony Dublino
Public Works Director

The Department of Public Works develops and maintains the County’s physical infrastructure that supports the transportation, recreation, waste management, and public service needs of the County’s residents and visitors, is to plan and direct the day-to-day operation of County government, while ensuring that federal, state, and local laws and Board policies and directives are executed in an effective, efficient, and accountable manner.

BUDGET AT A GLANCE	FY2022-23
Total Expenditures	(\$21,759,940)
Total Grant / Earned / Govt Revenues	\$15,431,370
Total Use of Fund Balance	\$2,352,120
<hr/>	
Total General Fund Contribution	\$6,017,357
Total Staff	58.00 FTE
% Funded by General Fund	27.7%

DEPARTMENT SERVICES OVERVIEW

Public Works Department. The Department of Public Works oversees the County’s 684 miles of roads, 95 structures (including 4 office buildings, 5 road shops, 7 community centers, 17 parks, ballfields and skateparks, 7 solid waste facilities, and several other public facilities). The mission is challenging due to the great physical distances between many of the County’s communities and the lack of funding to redevelop aging infrastructure. The County’s isolated location creates difficulties with obtaining services and staff, while creating the landscapes that draw tourists to our region.

CHALLENGES, ISSUES & OPPORTUNITIES

Key challenges for the County Administration Department during FY2022-23 include:

- Supporting all levels, of the County workforce during a time of unprecedented uncertainty.
- Continuing the mitigation of, and response to, the COVID-19 pandemic.
- Stewardship of County resources during the continued economic downturn.
- Solving vacancies at the senior staff and other levels; and,
- Addressing the ongoing need for additional workforce housing throughout Mono County.

For more information, call (760) 932-5440, or visit <https://monocounty.ca.gov/engineering> <https://monocounty.ca.gov/facilities> [https://monocounty.ca.gov/solid waste](https://monocounty.ca.gov/solid_waste) <https://monocounty.ca.gov/roads>

REQUESTED BUDGET CHANGES FOR FY2022-23

- Provide funding within the Facilities Budget for specific small-scale maintenance and improvement projects
- Increase funding for necessary tools and equipment
- Create additional Supervisor allocation
- Make necessary investments in CARB compliance to account for recent staffing changes
- Provide funding where necessary for transition from Benton Crossing Landfill to a Long-Haul transfer system including equipment, infrastructure, site work and contract services for special handling waste items.
- Major contract service changes this fiscal year:
- Green waste processing on hold
- 3rd Party Solid Waste Legal Assistance no longer required
- Satellite Transfer Station Operations under new contract pricing
- Water Sampling and Laboratory Testing under new contract pricing
- Landfill Surveying brought in-house
- Decrease outside revenue into Engineering, to allow for hiring additional outside services to provide additional staff time for consulting services
- Increase funding for tech equipment and software so engineers can maintain the highest level of performance
- Increase the funding for office equipment to replace the trash we are using now.

ACCOMPLISHMENTS AND OBJECTIVES

FY2021-22 Accomplishments

- Performed remodel of Social Services building for new Elections Office
- Implemented the County's Power Supply Continuity Plan
- Performed several large-scale maintenance projects due to exceptional freezing winter
- Advanced Civic Center improvements including soundproofing, snow rails and buildout of AV systems
- Performed drainage improvements in Paradise, Rock Creek Road
- Crack sealing throughout County
- June Lake Village Pedestrian Safety Project
- Implemented new process for submitting and tracking maintenance requests at the Road Shop
- Transitioned to a new organizational structure within the fleet/mechanics Division
- Continued to work on Pre-closure development of Benton Crossing Landfill including Final Closure Post Closure Maintenance Plan and Site Work
- Pre-development of Stormwater system for the Pumice Valley Landfill and required updates to the Preliminary Closure Post Closure Maintenance Plan and Financial Assurances
- Countywide Solid Waste RFB issued and obtained Board direction for future program
- Analyzed Solid Waste Fees in preparation for Board consideration
- Managed over two dozen service contracts for recycling of commodities, processing of special handling waste, monitoring of environmental conditions
- Aided in remediation and recovery of Mountain View Fire
- Coordinated with outside consultant outside surveyor to catch up on historic backlog
- Long Valley Streets Project Bid and negotiations continuing for start this fiscal year
- Completed new County Standards that had not been updated since 1982
- Developed Local Road Safety plans which include new online survey and online notification system
- Proceeded forward with Design Development Plans for a New Bridgeport Jail
- Developed more clear Pavement Management system process
- Developed and incorporated a traffic calming plan for June Lake Village that included a new lower 15 mph speed limit

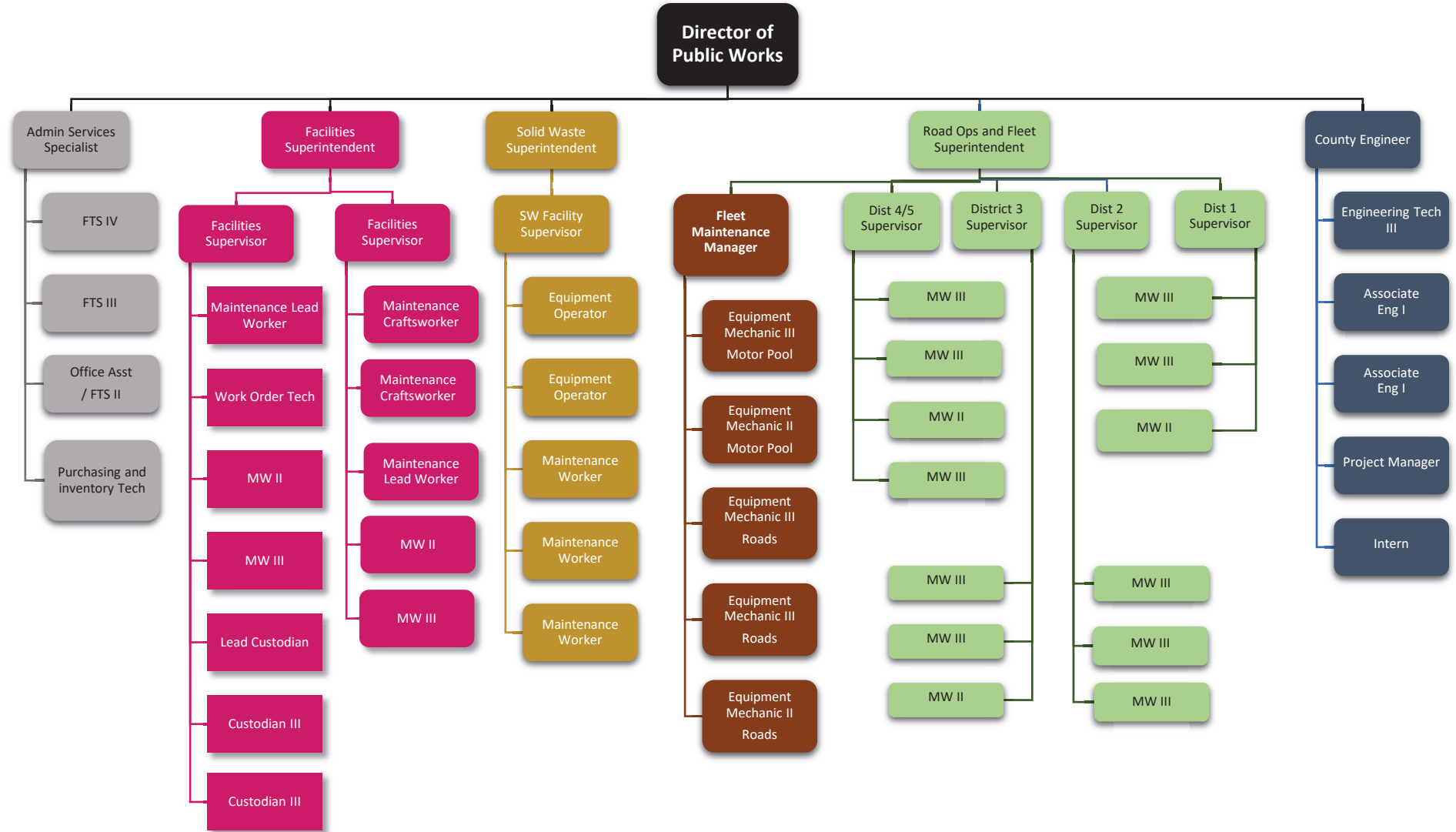
FY2022-23 Objectives

- Complete small-scale maintenance and improvement projects as identified in Facilities Budget
- Implement grant-funded projects including Prop 68 and CSA projects to offset labor costs within Facilities Division
- Install solar and battery system at Memorial Hall
- Create additional Supervisory capacity in the Facilities Division to increase efficiency and responsiveness
- Adjust organizational structure to account for recent shifts in staffing
- Continue to implement County-wide road improvement projects as funding opportunities present themselves.
- Make necessary investments in CARB compliance
- Implement and execute a centralized maintenance strategy for the County's fleet of pool vehicles and equipment
- Transition from Benton Crossing Landfill to a Long-Haul transfer system
- Prepare for closure construction at Benton Crossing Landfill
- Develop Pumice Valley for expanded use
- Using Pavement Management system, develop clear program for long-term maintenance of Mono County Roads
- Complete demolition of the existing Hospital at the New Bridgeport Jail Site
- Complete reconstruction of roads in Lakeridge Bluffs zone of Benefit
- Incorporate requested work into Community Services Districts
- Develop clear program for maintaining Zones of Benefits
- Incorporate SB1 funding into county road preservation projects
- Continue work toward rehabilitation of Eastside Lane and Benton Crossing Road
- Initiate Bridge replacement program



PUBLIC WORKS

Departmental Organizational Chart



DIVISIONS

- Recreation
- Admin Services
- Facilities
- Solid Waste
- Fleet Operations
- Road Operations
- Engineering

**Public Works
FY2022-23 Budget Workshop**

Proposal	Account String	Fund	Type	Account Name	FY 2019-20	FY 2020-21	FY 2021-22	FY 2021-22	FY 2022-23	FY 2022-23 CAO
					Actuals	Actuals	Amended Budget	Actuals YTD	Departmental Request	Recommended
PW 100-17-720 (Engineering)	100-17-720-16100	100	Revenues	Engineering Services-Pw	\$ 51,767	\$ 7,060	\$ 11,000	\$ 4,536	\$ 10,000	\$ -
PW 100-17-720 (Engineering)	100-17-720-16240	100	Revenues	Labor Reimbursement	\$ 255,812	\$ 212,680	\$ 190,000	\$ 60,397	\$ 100,000	\$ -
PW 100-17-720 (Engineering)	100-17-720-21100	100	Expenses	Salary And Wages	\$ (531,605)	\$ (441,599)	\$ (579,484)	\$ (408,075)	\$ (580,172)	\$ -
PW 100-17-720 (Engineering)	100-17-720-21120	100	Expenses	Overtime	\$ (3,471)	\$ -	\$ -	\$ -	\$ -	\$ -
PW 100-17-720 (Engineering)	100-17-720-22100	100	Expenses	Employee Benefits	\$ (69,150)	\$ (50,760)	\$ (70,405)	\$ (47,811)	\$ (26,205)	\$ -
PW 100-17-720 (Engineering)	100-17-720-22110	100	Expenses	Employee Benefits - Health (Med/Dent/Vis)	\$ (120,002)	\$ (69,961)	\$ (93,571)	\$ (73,767)	\$ (97,441)	\$ -
PW 100-17-720 (Engineering)	100-17-720-22120	100	Expenses	Employee Benefits - PERS (ER Portion)	\$ (145,467)	\$ (115,011)	\$ (157,142)	\$ (126,234)	\$ (205,606)	\$ -
PW 100-17-720 (Engineering)	100-17-720-30280	100	Expenses	Telephone/Communications	\$ (4,377)	\$ (2,586)	\$ (4,620)	\$ (2,256)	\$ (3,087)	\$ -
PW 100-17-720 (Engineering)	100-17-720-30500	100	Expenses	Workers' Comp Ins Expense	\$ (9,984)	\$ (9,551)	\$ (10,738)	\$ (10,738)	\$ (15,844)	\$ -
PW 100-17-720 (Engineering)	100-17-720-30510	100	Expenses	Liability Insurance Expense	\$ (3,925)	\$ (4,226)	\$ (4,789)	\$ (4,789)	\$ (4,335)	\$ -
PW 100-17-720 (Engineering)	100-17-720-31200	100	Expenses	Equip Maintenance & Repair	\$ -	\$ -	\$ -	\$ -	\$ (2,000)	\$ -
PW 100-17-720 (Engineering)	100-17-720-31400	100	Expenses	Building/Land Maint & Repair	\$ 8,132	\$ 475	\$ -	\$ (534)	\$ -	\$ -
PW 100-17-720 (Engineering)	100-17-720-31700	100	Expenses	Membership Fees	\$ (1,280)	\$ (1,120)	\$ (1,500)	\$ -	\$ (1,500)	\$ -
PW 100-17-720 (Engineering)	100-17-720-32000	100	Expenses	Office Expense	\$ (6,737)	\$ (3,587)	\$ (3,000)	\$ (4,055)	\$ (5,000)	\$ -
PW 100-17-720 (Engineering)	100-17-720-32010	100	Expenses	TECHNOLOGY EXPENSES	\$ (7,893)	\$ (6,419)	\$ (9,395)	\$ (9,395)	\$ (11,084)	\$ -
PW 100-17-720 (Engineering)	100-17-720-32020	100	Expenses	Technology Expense-Software Licenses	\$ (5,471)	\$ (9,958)	\$ (9,500)	\$ (11,506)	\$ (11,500)	\$ -
PW 100-17-720 (Engineering)	100-17-720-32030	100	Expenses	Copier Pool	\$ -	\$ -	\$ -	\$ -	\$ (2,200)	\$ -
PW 100-17-720 (Engineering)	100-17-720-32360	100	Expenses	Consulting Services	\$ -	\$ -	\$ -	\$ -	\$ (10,000)	\$ -
PW 100-17-720 (Engineering)	100-17-720-32450	100	Expenses	Contract Services	\$ (13,154)	\$ (47,248)	\$ (65,000)	\$ (14,682)	\$ (5,000)	\$ -
PW 100-17-720 (Engineering)	100-17-720-32500	100	Expenses	Professional & Specialized Ser	\$ -	\$ (1,700)	\$ -	\$ -	\$ (45,000)	\$ -
PW 100-17-720 (Engineering)	100-17-720-32800	100	Expenses	Publications & Legal Notices	\$ (278)	\$ (42)	\$ -	\$ (42)	\$ (1,000)	\$ -
PW 100-17-720 (Engineering)	100-17-720-32950	100	Expenses	Rents & Leases - Real Property	\$ (2,778)	\$ (75)	\$ -	\$ -	\$ -	\$ -
PW 100-17-720 (Engineering)	100-17-720-33120	100	Expenses	Special Department Expense	\$ -	\$ (3,041)	\$ -	\$ -	\$ (2,500)	\$ -
PW 100-17-720 (Engineering)	100-17-720-33350	100	Expenses	Travel & Training Expense	\$ (708)	\$ (1,572)	\$ (2,000)	\$ (1,426)	\$ (2,000)	\$ -
PW 100-17-720 (Engineering)	100-17-720-33351	100	Expenses	Vehicle Fuel Costs	\$ (3,435)	\$ (1,152)	\$ (2,500)	\$ (864)	\$ (2,500)	\$ -
PW 100-17-720 (Engineering)	100-17-720-33360	100	Expenses	Motor Pool Expense	\$ (9,517)	\$ (3,212)	\$ (4,332)	\$ (2,526)	\$ (7,096)	\$ -
PW 100-17-720 (Engineering)	100-17-720-33601	100	Expenses	Street Lighting	\$ (43,220)	\$ (38,074)	\$ (40,000)	\$ (17,719)	\$ (30,000)	\$ -
PW 100-17-720 (Engineering)	100-17-720-33602	100	Expenses	Civic Center Utilities	\$ -	\$ (894)	\$ (1,007)	\$ (657)	\$ (1,000)	\$ -
PW 100-17-720 (Engineering)	100-17-720-60100	100	Expenses	Operating Transfers Out	\$ -	\$ (16,246)	\$ (16,199)	\$ (13,449)	\$ -	\$ -
PW 100-17-720 (Engineering)	100-17-720-60110	100	Expenses	Civic Center Rent	\$ -	\$ -	\$ -	\$ -	\$ (16,248)	\$ -
Engineering Revenue Total					\$ 307,578	\$ 219,740	\$ 201,000	\$ 64,933	\$ 110,000	\$ -
Engineering Expenditure Total					\$ (974,321)	\$ (827,559)	\$ (1,075,182)	\$ (750,524)	\$ (1,088,320)	\$ -
Engineering General Fund Contribution					\$ 666,743	\$ 607,819	\$ 874,182	\$ 685,591	\$ 978,320	\$ -

**Public Works
FY2022-23 Budget Workshop**

Proposal	Account String	Fund	Type	Account Name	FY 2019-20	FY 2020-21	FY 2021-22	FY 2021-22	FY 2022-23	FY 2022-23 CAO
					Actuals	Actuals	Amended Budget	Actuals YTD	Departmental Request	Recommended
PW 100-17-729 (Facilities)	100-17-729-14050	100 Revenues		Rental Income	\$ 2,500	\$ 4,900	\$ -	\$ 8,700	\$ 5,000	\$ -
PW 100-17-729 (Facilities)	100-17-729-16090	100 Revenues		Labor Reimbursement/Facilities	\$ 1,150	\$ 40,769	\$ 20,000	\$ 5,690	\$ 40,000	\$ -
PW 100-17-729 (Facilities)	100-17-729-17050	100 Revenues		Donations & Contributions	\$ -	\$ 903	\$ -	\$ -	\$ -	\$ -
PW 100-17-729 (Facilities)	100-17-729-17180	100 Revenues		Courthouse Construction Fund	\$ -	\$ 5,000	\$ -	\$ -	\$ -	\$ -
PW 100-17-729 (Facilities)	100-17-729-17250	100 Revenues		Judgments, Damages & Settlements	\$ -	\$ -	\$ -	\$ 725	\$ -	\$ -
PW 100-17-729 (Facilities)	100-17-729-18100	100 Revenues		Operating Transfers In	\$ 64,846	\$ -	\$ 15,000	\$ -	\$ 5,000	\$ -
PW 100-17-729 (Facilities)	100-17-729-21100	100 Expenses		Salary And Wages	\$ (956,682)	\$ (1,022,807)	\$ (1,001,801)	\$ (932,403)	\$ (1,038,985)	\$ -
PW 100-17-729 (Facilities)	100-17-729-21120	100 Expenses		Overtime	\$ (542)	\$ (11,644)	\$ (5,000)	\$ (4,452)	\$ (4,452)	\$ -
PW 100-17-729 (Facilities)	100-17-729-22100	100 Expenses		Employee Benefits	\$ (145,387)	\$ (159,525)	\$ (123,334)	\$ (127,577)	\$ (53,494)	\$ -
PW 100-17-729 (Facilities)	100-17-729-22110	100 Expenses		Employee Benefits - Health (Med/Dent/Vis)	\$ (274,836)	\$ (233,578)	\$ (193,427)	\$ (186,052)	\$ (218,696)	\$ -
PW 100-17-729 (Facilities)	100-17-729-22120	100 Expenses		Employee Benefits - PERS (ER Portion)	\$ (254,783)	\$ (293,651)	\$ (289,621)	\$ (248,255)	\$ (355,749)	\$ -
PW 100-17-729 (Facilities)	100-17-729-30120	100 Expenses		Uniform Allowance	\$ (2,818)	\$ (2,170)	\$ (3,000)	\$ (3,231)	\$ (4,000)	\$ -
PW 100-17-729 (Facilities)	100-17-729-30280	100 Expenses		Telephone/Communications	\$ (52,228)	\$ (43,685)	\$ (65,808)	\$ (30,139)	\$ (43,000)	\$ -
PW 100-17-729 (Facilities)	100-17-729-30350	100 Expenses		Household Expenses	\$ (29,303)	\$ (22,154)	\$ (28,000)	\$ (14,038)	\$ (18,000)	\$ -
PW 100-17-729 (Facilities)	100-17-729-30500	100 Expenses		Workers' Comp Ins Expense	\$ (86,103)	\$ (83,542)	\$ (107,279)	\$ (107,279)	\$ (78,365)	\$ -
PW 100-17-729 (Facilities)	100-17-729-30510	100 Expenses		Liability Insurance Expense	\$ (112,640)	\$ (128,736)	\$ (46,587)	\$ (46,587)	\$ (68,723)	\$ -
PW 100-17-729 (Facilities)	100-17-729-31200	100 Expenses		Equip Maintenance & Repair	\$ (7,827)	\$ (6,449)	\$ (5,000)	\$ (2,870)	\$ (5,000)	\$ -
PW 100-17-729 (Facilities)	100-17-729-31400	100 Expenses		Building/Land Maint & Repair	\$ (162,280)	\$ (147,288)	\$ (140,000)	\$ (119,477)	\$ (167,500)	\$ -
PW 100-17-729 (Facilities)	100-17-729-31700	100 Expenses		Membership Fees	\$ (1,030)	\$ (1,275)	\$ (1,200)	\$ (934)	\$ (1,200)	\$ -
PW 100-17-729 (Facilities)	100-17-729-32000	100 Expenses		Office Expense	\$ (1,648)	\$ (962)	\$ (2,800)	\$ (1,404)	\$ (2,200)	\$ -
PW 100-17-729 (Facilities)	100-17-729-32010	100 Expenses		TECHNOLOGY EXPENSES	\$ (10,406)	\$ (13,203)	\$ (16,554)	\$ (16,554)	\$ (23,852)	\$ -
PW 100-17-729 (Facilities)	100-17-729-32020	100 Expenses		Technology Expense-Software Licenses	\$ (5,316)	\$ (3,991)	\$ (5,591)	\$ (5,591)	\$ (2,500)	\$ -
PW 100-17-729 (Facilities)	100-17-729-32450	100 Expenses		Contract Services	\$ (209,275)	\$ (283,488)	\$ (311,000)	\$ (251,024)	\$ (340,500)	\$ -
PW 100-17-729 (Facilities)	100-17-729-32500	100 Expenses		Professional & Specialized Ser	\$ (1,145)	\$ (11,303)	\$ (10,000)	\$ (9,437)	\$ (10,000)	\$ -
PW 100-17-729 (Facilities)	100-17-729-32860	100 Expenses		Rents & Leases - Other	\$ (4,399)	\$ (5,397)	\$ (7,000)	\$ (2,250)	\$ (6,000)	\$ -
PW 100-17-729 (Facilities)	100-17-729-32950	100 Expenses		Rents & Leases - Real Property	\$ (8,969)	\$ (8,920)	\$ (9,000)	\$ (3,947)	\$ (9,000)	\$ -
PW 100-17-729 (Facilities)	100-17-729-33010	100 Expenses		Small Tools & Instruments	\$ (8,690)	\$ (6,922)	\$ (8,500)	\$ (7,885)	\$ (18,500)	\$ -
PW 100-17-729 (Facilities)	100-17-729-33120	100 Expenses		Special Department Expense	\$ (3,321)	\$ (3,240)	\$ (3,500)	\$ (3,240)	\$ (3,500)	\$ -
PW 100-17-729 (Facilities)	100-17-729-33350	100 Expenses		Travel & Training Expense	\$ (4,296)	\$ (29)	\$ (2,000)	\$ (274)	\$ (2,000)	\$ -
PW 100-17-729 (Facilities)	100-17-729-33351	100 Expenses		Vehicle Fuel Costs	\$ (50,590)	\$ (45,343)	\$ (34,650)	\$ (27,363)	\$ (50,000)	\$ -
PW 100-17-729 (Facilities)	100-17-729-33360	100 Expenses		Motor Pool Expense	\$ (101,673)	\$ (85,635)	\$ (75,365)	\$ (32,120)	\$ (97,914)	\$ -
PW 100-17-729 (Facilities)	100-17-729-33600	100 Expenses		Utilities	\$ (387,172)	\$ (357,095)	\$ (360,000)	\$ (370,970)	\$ (400,000)	\$ -
PW 100-17-729 (Facilities)	100-17-729-33602	100 Expenses		Civic Center Utilities	\$ -	\$ -	\$ -	\$ (17,787)	\$ -	\$ -
PW 100-17-729 (Facilities)	100-17-729-53030	100 Expenses		Capital Equipment, \$5,000+	\$ -	\$ -	\$ -	\$ -	\$ (25,000)	\$ -
Facilities Revenue Total					\$ 68,497	\$ 51,571	\$ 35,000	\$ 15,115	\$ 50,000	\$ -
Facilities Expenditure Total					\$ (2,883,359)	\$ (2,982,034)	\$ (2,856,017)	\$ (2,573,138)	\$ (3,048,129)	\$ -
Facilities General Fund Contribution					\$ 2,814,863	\$ 2,930,463	\$ 2,821,017	\$ 2,558,023	\$ 2,998,129	\$ -

**Public Works
FY2022-23 Budget Workshop**

Proposal	Account String	Fund	Type	Account Name	FY 2019-20	FY 2020-21	FY 2021-22	FY 2021-22	FY 2022-23	FY 2022-23 CAO
					Actuals	Actuals	Amended Budget	Actuals YTD	Departmental Request	Recommended
PW 103-17-735 (Conway Ranch)	103-17-735-14010	103 Revenues		Interest Income	\$ (263)	\$ 2	\$ -	\$ 21	\$ -	\$ -
PW 103-17-735 (Conway Ranch)	103-17-735-15900	103 Revenues		Oth: Other Govt Agencies	\$ -	\$ -	\$ -	\$ -	\$ 50,000	\$ -
PW 103-17-735 (Conway Ranch)	103-17-735-17010	103 Revenues		Miscellaneous Revenue	\$ -	\$ -	\$ 3,870	\$ 1,960	\$ 2,300	\$ -
PW 103-17-735 (Conway Ranch)	103-17-735-18100	103 Revenues		Operating Transfers In	\$ 95,651	\$ 100,000	\$ 24,365	\$ 12,000	\$ 18,875	\$ -
PW 103-17-735 (Conway Ranch)	103-17-735-21100	103 Expenses		Salary And Wages	\$ -	\$ -	\$ (9,481)	\$ (8,383)	\$ (9,955)	\$ -
PW 103-17-735 (Conway Ranch)	103-17-735-22100	103 Expenses		Employee Benefits	\$ -	\$ -	\$ (1,167)	\$ (883)	\$ (277)	\$ -
PW 103-17-735 (Conway Ranch)	103-17-735-22110	103 Expenses		Employee Benefits - Health (Med/Dent/Vis)	\$ -	\$ -	\$ (2,010)	\$ (1,902)	\$ (2,481)	\$ -
PW 103-17-735 (Conway Ranch)	103-17-735-22120	103 Expenses		Employee Benefits - PERS (ER Portion)	\$ -	\$ -	\$ (2,748)	\$ (898)	\$ (2,873)	\$ -
PW 103-17-735 (Conway Ranch)	103-17-735-30280	103 Expenses		Telephone/Communications	\$ -	\$ -	\$ (90)	\$ (78)	\$ (90)	\$ -
PW 103-17-735 (Conway Ranch)	103-17-735-30510	103 Expenses		Liability Insurance Expense	\$ (64,778)	\$ (85,583)	\$ (639)	\$ (639)	\$ -	\$ -
PW 103-17-735 (Conway Ranch)	103-17-735-31400	103 Expenses		Building/Land Maint & Repair	\$ (500)	\$ (2,586)	\$ (33,100)	\$ (2,425)	\$ (3,000)	\$ -
PW 103-17-735 (Conway Ranch)	103-17-735-32450	103 Expenses		Contract Services	\$ -	\$ (10,000)	\$ (3,000)	\$ -	\$ (51,500)	\$ -
PW 103-17-735 (Conway Ranch)	103-17-735-33120	103 Expenses		Special Department Expense	\$ (675)	\$ (638)	\$ (1,000)	\$ (619)	\$ (1,000)	\$ -
PW 103-17-735 (Conway Ranch)	103-17-735-53030	103 Expenses		Capital Equipment, \$5,000+	\$ (20,301)	\$ -	\$ -	\$ -	\$ -	\$ -
Conway Ranch Revenue Total					\$ 95,388	\$ 100,002	\$ 28,235	\$ 13,981	\$ 71,175	\$ -
Conway Ranch Expenditure Total					\$ (86,254)	\$ (98,807)	\$ (53,235)	\$ (15,828)	\$ (71,175)	\$ -
Conway Ranch Use of Fund Balance					\$ 9,134	\$ 1,195	\$ (25,000)	\$ (1,846)	\$ (0)	\$ -
PW 164-10-228 (Zones of Benefit)	164-10-228-14010	164 Revenues		Interest Income	\$ 21,981	\$ 14,046	\$ 18,000	\$ 3,567	\$ -	\$ -
PW 164-10-228 (Zones of Benefit)	164-10-228-16055	164 Revenues		Special Assessments	\$ 138,748	\$ 146,113	\$ 130,000	\$ 158,543	\$ 146,000	\$ -
PW 164-10-228 (Zones of Benefit)	164-10-228-31400	164 Expenses		Building/Land Maint & Repair	\$ (23,403)	\$ (33,517)	\$ (64,400)	\$ (63,996)	\$ (325,000)	\$ -
PW 164-10-228 (Zones of Benefit)	164-10-228-32450	164 Expenses		Contract Services	\$ (60)	\$ -	\$ -	\$ -	\$ -	\$ -
Zones of Benefit Revenue Total					\$ 160,729	\$ 160,159	\$ 148,000	\$ 162,111	\$ 146,000	\$ -
Zones of Benefit Expenditure Total					\$ (23,463)	\$ (33,517)	\$ (64,400)	\$ (63,996)	\$ (325,000)	\$ -
Zones of Benefit Use of Fund Balance					\$ 137,266	\$ 126,642	\$ 83,600	\$ 98,114	\$ (179,000)	\$ -
PW 169-11-020 (Public Safety Power Shutoff)	169-11-020-14010	169 Revenues		Interest Income	\$ 2,117	\$ 1,697	\$ -	\$ 299	\$ -	\$ -
PW 169-11-020 (Public Safety Power Shutoff)	169-11-020-15202	169 Revenues		St: Misc State Grants	\$ 153,512	\$ 76,756	\$ -	\$ -	\$ -	\$ -
PW 169-11-020 (Public Safety Power Shutoff)	169-11-020-31400	169 Expenses		Building/Land Maint & Repair	\$ -	\$ (6,691)	\$ -	\$ (1,151)	\$ -	\$ -
PW 169-11-020 (Public Safety Power Shutoff)	169-11-020-53022	169 Expenses		Fixed Assets: Buildings	\$ -	\$ -	\$ (113,000)	\$ -	\$ -	\$ -
PW 169-11-020 (Public Safety Power Shutoff)	169-11-020-53030	169 Expenses		Capital Equipment, \$5,000+	\$ (50,222)	\$ (63,608)	\$ (85,000)	\$ (66,767)	\$ (20,000)	\$ -
PW 169-11-020 (Public Safety Power Shutoff)	169-11-020-60100	169 Expenses		Operating Transfers Out	\$ -	\$ -	\$ -	\$ -	\$ (25,000)	\$ -
Public Safety Power Shutoff Revenue Total					\$ 155,629	\$ 78,453	\$ -	\$ 299	\$ -	\$ -
Public Safety Power Shutoff Expenditure Total					\$ (50,222)	\$ (70,298)	\$ (198,000)	\$ (67,917)	\$ (45,000)	\$ -
Public Safety Power Shutoff Use of Fund Balance					\$ 105,407	\$ 8,155	\$ (198,000)	\$ (67,618)	\$ (45,000)	\$ -
PW 171-27-250 (DIF)	171-27-250-14010	171 Revenues		Interest Income	\$ 4,949	\$ 2,860	\$ -	\$ 682	\$ -	\$ -
DIF Revenue Total					\$ 4,949	\$ 2,860	\$ -	\$ 682	\$ -	\$ -
DIF Expenditure Total					\$ -	\$ -	\$ -	\$ -	\$ -	\$ -
DIF Use of Fund Balance					\$ 4,949	\$ 2,860	\$ -	\$ 682	\$ -	\$ -

**Public Works
FY2022-23 Budget Workshop**

Proposal	Account String	Fund	Type	Account Name	FY 2019-20	FY 2020-21	FY 2021-22	FY 2021-22	FY 2022-23	FY 2022-23 CAO
					Actuals	Actuals	Amended Budget	Actuals YTD	Departmental Request	Recommended
PW 180-31-725 (Road)	180-31-725-12090	180 Revenues		Road Privileges & Permits	\$ 8,448	\$ 5,808	\$ 10,000	\$ 7,524	\$ 8,000	\$ -
PW 180-31-725 (Road)	180-31-725-13010	180 Revenues		Vehicle Code Fines	\$ 48,657	\$ 50,643	\$ 30,000	\$ 34,381	\$ 45,000	\$ -
PW 180-31-725 (Road)	180-31-725-14010	180 Revenues		Interest Income	\$ 11,561	\$ 6,939	\$ 8,000	\$ 2,011	\$ 8,000	\$ -
PW 180-31-725 (Road)	180-31-725-15020	180 Revenues		St: Hwy Users Tax 2104	\$ 1,980,879	\$ 1,958,787	\$ 2,188,978	\$ 1,757,529	\$ 2,379,892	\$ -
PW 180-31-725 (Road)	180-31-725-15040	180 Revenues		St: Prop 1B Road Construction	\$ -	\$ -	\$ -	\$ -	\$ 115,000	\$ -
PW 180-31-725 (Road)	180-31-725-15042	180 Revenues		St: Traffic Congest Relief Loan Repay per SB1	\$ 112,494	\$ -	\$ -	\$ -	\$ -	\$ -
PW 180-31-725 (Road)	180-31-725-15100	180 Revenues		St: Rstp - Matching Funds	\$ -	\$ -	\$ 329,725	\$ -	\$ 329,725	\$ -
PW 180-31-725 (Road)	180-31-725-15680	180 Revenues		Fed: Forest Reserve	\$ 330,067	\$ 329,172	\$ 330,000	\$ 355,576	\$ 330,000	\$ -
PW 180-31-725 (Road)	180-31-725-15900	180 Revenues		Oth: Other Govt Agencies	\$ 10,118	\$ 19,275	\$ 55,000	\$ 52,609	\$ 73,000	\$ -
PW 180-31-725 (Road)	180-31-725-16250	180 Revenues		Road And Street Services	\$ 93,910	\$ 76,245	\$ 75,000	\$ 98,822	\$ 130,000	\$ -
PW 180-31-725 (Road)	180-31-725-16950	180 Revenues		Inter-Fund Revenue	\$ 554,284	\$ 696,520	\$ 425,000	\$ 349,018	\$ 720,000	\$ -
PW 180-31-725 (Road)	180-31-725-17010	180 Revenues		Miscellaneous Revenue	\$ -	\$ 2,392	\$ 40,000	\$ -	\$ -	\$ -
PW 180-31-725 (Road)	180-31-725-18010	180 Revenues		Sale Of Surplus Assets	\$ 73,611	\$ 29,308	\$ 20,000	\$ 25,527	\$ 50,000	\$ -
PW 180-31-725 (Road)	180-31-725-18100	180 Revenues		Operating Transfers In	\$ 622,033	\$ 522,033	\$ 522,033	\$ 522,033	\$ 522,033	\$ -
PW 180-31-725 (Road)	180-31-725-21100	180 Expenses		Salary And Wages	\$ (1,109,846)	\$ (1,244,785)	\$ (1,470,333)	\$ (1,289,907)	\$ (1,468,362)	\$ -
PW 180-31-725 (Road)	180-31-725-21120	180 Expenses		Overtime	\$ (27,113)	\$ (18,631)	\$ (61,050)	\$ (15,227)	\$ (30,000)	\$ -
PW 180-31-725 (Road)	180-31-725-22100	180 Expenses		Employee Benefits	\$ (148,151)	\$ (166,504)	\$ (179,347)	\$ (150,768)	\$ (66,118)	\$ -
PW 180-31-725 (Road)	180-31-725-22110	180 Expenses		Employee Benefits - Health (Med/Dent/Vis)	\$ (362,302)	\$ (311,724)	\$ (379,692)	\$ (331,209)	\$ (442,840)	\$ -
PW 180-31-725 (Road)	180-31-725-22120	180 Expenses		Employee Benefits - PERS (ER Portion)	\$ (350,266)	\$ (363,371)	\$ (416,921)	\$ (373,646)	\$ (421,285)	\$ -
PW 180-31-725 (Road)	180-31-725-30120	180 Expenses		Uniform Allowance	\$ (11,301)	\$ (12,989)	\$ (12,000)	\$ (11,663)	\$ (12,000)	\$ -
PW 180-31-725 (Road)	180-31-725-30280	180 Expenses		Telephone/Communications	\$ (13,916)	\$ (14,306)	\$ (22,772)	\$ (12,984)	\$ (23,818)	\$ -
PW 180-31-725 (Road)	180-31-725-30350	180 Expenses		Household Expenses	\$ (6,773)	\$ (6,623)	\$ (7,000)	\$ (6,072)	\$ (8,000)	\$ -
PW 180-31-725 (Road)	180-31-725-30500	180 Expenses		Workers' Comp Ins Expense	\$ (95,885)	\$ (74,084)	\$ (72,082)	\$ (72,082)	\$ (62,031)	\$ -
PW 180-31-725 (Road)	180-31-725-30510	180 Expenses		Liability Insurance Expense	\$ (150,825)	\$ (70,772)	\$ (93,896)	\$ (93,896)	\$ (203,337)	\$ -
PW 180-31-725 (Road)	180-31-725-31200	180 Expenses		Equip Maintenance & Repair	\$ (205,215)	\$ (154,107)	\$ (250,000)	\$ (163,798)	\$ (225,000)	\$ -
PW 180-31-725 (Road)	180-31-725-31400	180 Expenses		Building/Land Maint & Repair	\$ -	\$ (13)	\$ (250)	\$ -	\$ -	\$ -
PW 180-31-725 (Road)	180-31-725-32000	180 Expenses		Office Expense	\$ (2,083)	\$ (3,902)	\$ (8,300)	\$ (5,058)	\$ (6,000)	\$ -
PW 180-31-725 (Road)	180-31-725-32010	180 Expenses		TECHNOLOGY EXPENSES	\$ (20,888)	\$ (19,633)	\$ (30,606)	\$ (30,607)	\$ (36,900)	\$ -
PW 180-31-725 (Road)	180-31-725-32020	180 Expenses		Technology Expense-Software Licenses	\$ (5,549)	\$ (4,090)	\$ (6,000)	\$ (5,591)	\$ (9,000)	\$ -
PW 180-31-725 (Road)	180-31-725-32450	180 Expenses		Contract Services	\$ (9,516)	\$ (4,946)	\$ (15,000)	\$ (5,547)	\$ (15,000)	\$ -
PW 180-31-725 (Road)	180-31-725-32500	180 Expenses		Professional & Specialized Ser	\$ (2,029)	\$ (3,135)	\$ (3,000)	\$ (2,137)	\$ (4,000)	\$ -
PW 180-31-725 (Road)	180-31-725-32800	180 Expenses		Publications & Legal Notices	\$ (48)	\$ (1,703)	\$ -	\$ -	\$ (500)	\$ -
PW 180-31-725 (Road)	180-31-725-32860	180 Expenses		Rents & Leases - Other	\$ (13,430)	\$ (12,849)	\$ (17,400)	\$ (8,572)	\$ (17,400)	\$ -
PW 180-31-725 (Road)	180-31-725-32950	180 Expenses		Rents & Leases - Real Property	\$ (636)	\$ (648)	\$ (2,500)	\$ (661)	\$ (700)	\$ -
PW 180-31-725 (Road)	180-31-725-33010	180 Expenses		Small Tools & Instruments	\$ (8,619)	\$ (5,441)	\$ (7,000)	\$ (5,930)	\$ (25,000)	\$ -
PW 180-31-725 (Road)	180-31-725-33120	180 Expenses		Special Department Expense	\$ (51,583)	\$ (39,468)	\$ (82,000)	\$ (46,321)	\$ (150,000)	\$ -
PW 180-31-725 (Road)	180-31-725-33350	180 Expenses		Travel & Training Expense	\$ (3,261)	\$ (618)	\$ (29,000)	\$ (304)	\$ (9,000)	\$ -
PW 180-31-725 (Road)	180-31-725-33351	180 Expenses		Vehicle Fuel Costs	\$ (517,746)	\$ (509,772)	\$ (608,500)	\$ (549,613)	\$ (720,000)	\$ -
PW 180-31-725 (Road)	180-31-725-33355	180 Expenses		Meals - Mou	\$ (120)	\$ (280)	\$ -	\$ -	\$ (500)	\$ -
PW 180-31-725 (Road)	180-31-725-33360	180 Expenses		Motor Pool Expense	\$ (171,424)	\$ (179,269)	\$ (156,120)	\$ (75,029)	\$ (228,277)	\$ -
PW 180-31-725 (Road)	180-31-725-33600	180 Expenses		Utilities	\$ (97,872)	\$ (103,552)	\$ (95,000)	\$ (129,685)	\$ (150,000)	\$ -
PW 180-31-725 (Road)	180-31-725-33699	180 Expenses		Inventory Depleted/Added	\$ (122,922)	\$ (67,152)	\$ -	\$ -	\$ -	\$ -
PW 180-31-725 (Road)	180-31-725-53010	180 Expenses		Capital Equipment: Vehicles	\$ -	\$ -	\$ (37,000)	\$ -	\$ -	\$ -
PW 180-31-725 (Road)	180-31-725-53020	180 Expenses		Capital Equipment, Constructio	\$ -	\$ (17,214)	\$ -	\$ -	\$ (60,000)	\$ -
PW 180-31-725 (Road)	180-31-725-53030	180 Expenses		Capital Equipment, \$5,000+	\$ (98,352)	\$ (10,410)	\$ -	\$ -	\$ (80,000)	\$ -
PW 180-31-725 (Road)	180-31-725-72960	180 Expenses		A-87 Indirect Costs	\$ (306,155)	\$ (251,179)	\$ (263,738)	\$ (296,476)	\$ (263,738)	\$ -
Road Revenue Total					\$ 3,846,063	\$ 3,697,122	\$ 4,033,736	\$ 3,205,029	\$ 4,710,650	\$ -
Road Expenditure Total					\$ (3,913,825)	\$ (3,673,168)	\$ (4,326,507)	\$ (3,682,784)	\$ (4,738,806)	\$ -
Road Use of Fund Balance					\$ (67,763)	\$ 23,954	\$ (292,771)	\$ (477,755)	\$ (28,156)	\$ -

**Public Works
FY2022-23 Budget Workshop**

Proposal	Account String	Fund	Type	Account Name	FY 2019-20	FY 2020-21	FY 2021-22	FY 2021-22	FY 2022-23	FY 2022-23 CAO
					Actuals	Actuals	Amended Budget	Actuals YTD	Departmental Request	Recommended
PW 181-31-725 (State & Fed Construc Funds)	181-31-725-14010	181	Revenues	Interest Income	\$ 26,847	\$ 20,467	\$ -	\$ 5,556	\$ -	\$ -
PW 181-31-725 (State & Fed Construc Funds)	181-31-725-15043	181	Revenues	St: Road Maint & Rehab per SB1 SHC 2032(h)(2)	\$ 1,592,255	\$ 1,833,273	\$ 2,055,408	\$ 1,475,662	\$ 1,010,000	\$ -
PW 181-31-725 (State & Fed Construc Funds)	181-31-725-15101	181	Revenues	RSTP - Highway Safety Revenue	\$ -	\$ 43,352	\$ -	\$ -	\$ 1,424,000	\$ -
PW 181-31-725 (State & Fed Construc Funds)	181-31-725-15170	181	Revenues	St: Stip-Aid For Construction	\$ 1,329,921	\$ 67,166	\$ 4,260,999	\$ 1,215,882	\$ 2,457,000	\$ -
PW 181-31-725 (State & Fed Construc Funds)	181-31-725-15648	181	Revenues	Fed: Matching Funds	\$ -	\$ 70,468	\$ -	\$ -	\$ -	\$ -
PW 181-31-725 (State & Fed Construc Funds)	181-31-725-15900	181	Revenues	Oth: Other Govt Agencies	\$ 120,542	\$ -	\$ -	\$ -	\$ -	\$ -
PW 181-31-725 (State & Fed Construc Funds)	181-31-725-52010	181	Expenses	Land & Improvements	\$ (3,393,282)	\$ (2,306,461)	\$ (6,846,000)	\$ (65,073)	\$ (4,891,000)	\$ -
State & Fed Construc Funds Revenue Total					\$ 3,069,564	\$ 2,034,725	\$ 6,316,407	\$ 2,697,099	\$ 4,891,000	\$ -
State & Fed Construc Funds Expenditure Total					\$ (3,393,282)	\$ (2,306,461)	\$ (6,846,000)	\$ (65,073)	\$ (4,891,000)	\$ -
State & Fed Construc Funds Use of Fund Balance					\$ (323,718)	\$ (271,736)	\$ (529,593)	\$ 2,632,027	\$ -	\$ -
PW 183-31-725 (DIF Mitigate impact of Rd Creation)	183-31-725-14010	183	Revenues	Interest Income	\$ 2,810	\$ 1,624	\$ -	\$ 387	\$ -	\$ -
DIF Mitigate impact of Rd Creation Revenue Total					\$ 2,810	\$ 1,624	\$ -	\$ 387	\$ -	\$ -
DIF Mitigate impact of Rd Creation Expenditure Total					\$ -	\$ -	\$ -	\$ -	\$ -	\$ -
DIF Mitigate impact of Rd Creation Use of Fund Balance					\$ 2,810	\$ 1,624	\$ -	\$ 387	\$ -	\$ -
PW 183-31-725 (Mitigation Fees)	183-31-725-14010	183	Revenues	Interest Income	\$ 2,810	\$ 1,624	\$ -	\$ 387	\$ -	\$ -
Mitigation Fees Revenue Total					\$ 2,810	\$ 1,624	\$ -	\$ 387	\$ -	\$ -
Mitigation Fees Expenditure Total					\$ -	\$ -	\$ -	\$ -	\$ -	\$ -
Mitigation Fees Use of Fund Balance					\$ 2,810	\$ 1,624	\$ -	\$ 387	\$ -	\$ -
PW 600-32-760 (Airport Enterprise)	600-32-760-14010	600	Revenues	Interest Income	\$ 1,012	\$ 218	\$ -	\$ 95	\$ -	\$ -
PW 600-32-760 (Airport Enterprise)	600-32-760-14050	600	Revenues	Rental Income	\$ 1,200	\$ 1,200	\$ 1,200	\$ 2,969	\$ 1,200	\$ -
PW 600-32-760 (Airport Enterprise)	600-32-760-15010	600	Revenues	St: State Aid-Airports	\$ 20,000	\$ 20,000	\$ 20,000	\$ -	\$ 20,000	\$ -
PW 600-32-760 (Airport Enterprise)	600-32-760-16415	600	Revenues	Airport Fees	\$ 4,165	\$ 3,555	\$ 6,500	\$ 119	\$ 1,000	\$ -
PW 600-32-760 (Airport Enterprise)	600-32-760-18100	600	Revenues	Operating Transfers In	\$ -	\$ 37,000	\$ -	\$ -	\$ -	\$ -
PW 600-32-760 (Airport Enterprise)	600-32-760-30280	600	Expenses	Telephone/Communications	\$ (1,466)	\$ (1,495)	\$ (2,800)	\$ (882)	\$ (1,500)	\$ -
PW 600-32-760 (Airport Enterprise)	600-32-760-30510	600	Expenses	Liability Insurance Expense	\$ (2,987)	\$ (2,987)	\$ (3,435)	\$ (3,435)	\$ (3,607)	\$ -
PW 600-32-760 (Airport Enterprise)	600-32-760-31400	600	Expenses	Building/Land Maint & Repair	\$ (10,455)	\$ (52,358)	\$ (15,000)	\$ (5,600)	\$ (15,000)	\$ -
PW 600-32-760 (Airport Enterprise)	600-32-760-32002	600	Expenses	Aviation Fuel	\$ (4,523)	\$ (2,756)	\$ (10,000)	\$ -	\$ (10,000)	\$ -
PW 600-32-760 (Airport Enterprise)	600-32-760-32950	600	Expenses	Rents & Leases - Real Property	\$ (2,147)	\$ (2,264)	\$ (2,000)	\$ (2,330)	\$ (2,500)	\$ -
PW 600-32-760 (Airport Enterprise)	600-32-760-33120	600	Expenses	Special Department Expense	\$ (941)	\$ (844)	\$ (1,300)	\$ (250)	\$ (1,300)	\$ -
PW 600-32-760 (Airport Enterprise)	600-32-760-33600	600	Expenses	Utilities	\$ (3,342)	\$ (3,761)	\$ (3,500)	\$ (2,616)	\$ (3,500)	\$ -
PW 600-32-760 (Airport Enterprise)	600-32-760-72960	600	Expenses	A-87 Indirect Costs	\$ (8,000)	\$ (7,135)	\$ -	\$ (312)	\$ (7,492)	\$ -
Airport Enterprise Revenue Total					\$ 26,377	\$ 61,973	\$ 27,700	\$ 3,183	\$ 22,200	\$ -
Airport Enterprise Expenditure Total					\$ (33,861)	\$ (73,598)	\$ (38,035)	\$ (15,425)	\$ (44,899)	\$ -
Airport Enterprise Use of Fund Balance					\$ (7,484)	\$ (11,625)	\$ (10,335)	\$ (12,243)	\$ (22,699)	\$ -

**Public Works
FY2022-23 Budget Workshop**

Proposal	Account String	Fund	Type	Account Name	FY 2019-20 Actuals	FY 2020-21 Actuals	FY 2021-22 Amended Budget	FY 2021-22 Actuals YTD	FY 2022-23 Departmental Request	FY 2022-23 CAO Recommended
PW 605-71-740 (Campground Enterprise Fund)	605-71-740-14010	605 Revenues		Interest Income	\$ 2,212	\$ 1,575	\$ 1,000	\$ 432	\$ 1,000	\$ -
PW 605-71-740 (Campground Enterprise Fund)	605-71-740-16401	605 Revenues		Campground Fees	\$ 41,056	\$ 56,051	\$ 38,000	\$ 32,662	\$ 40,000	\$ -
PW 605-71-740 (Campground Enterprise Fund)	605-71-740-31400	605 Expenses		Building/Land Maint & Repair	\$ (116)	\$ (4,879)	\$ (17,000)	\$ 11	\$ (5,000)	\$ -
PW 605-71-740 (Campground Enterprise Fund)	605-71-740-32000	605 Expenses		Office Expense	\$ (662)	\$ (6)	\$ (700)	\$ (762)	\$ (1,000)	\$ -
PW 605-71-740 (Campground Enterprise Fund)	605-71-740-32450	605 Expenses		Contract Services	\$ (17,504)	\$ (16,279)	\$ (19,000)	\$ (14,221)	\$ (20,000)	\$ -
PW 605-71-740 (Campground Enterprise Fund)	605-71-740-32950	605 Expenses		Rents & Leases - Real Property	\$ -	\$ (1,508)	\$ (1,600)	\$ -	\$ (1,600)	\$ -
PW 605-71-740 (Campground Enterprise Fund)	605-71-740-33119	605 Expenses		Tot Expenses	\$ (4,610)	\$ (6,542)	\$ (8,000)	\$ (2,805)	\$ (8,000)	\$ -
PW 605-71-740 (Campground Enterprise Fund)	605-71-740-72960	605 Expenses		A-87 Indirect Costs	\$ (2,653)	\$ (4,350)	\$ (4,568)	\$ (3,923)	\$ (4,568)	\$ -
Campground Enterprise Fund Revenue Total					\$ 43,268	\$ 57,626	\$ 39,000	\$ 33,094	\$ 41,000	\$ -
Campground Enterprise Fund Expenditure Total					\$ (25,544)	\$ (33,563)	\$ (50,868)	\$ (21,700)	\$ (40,168)	\$ -
Campground Enterprise Fund Use of Fund Balance					\$ 17,724	\$ 24,063	\$ (11,868)	\$ 11,394	\$ 832	\$ -
PW 610-27-700 (Cemetery Enterprise Fund)	610-27-700-14010	610 Revenues		Interest Income	\$ 769	\$ 612	\$ 175	\$ 164	\$ 300	\$ -
PW 610-27-700 (Cemetery Enterprise Fund)	610-27-700-16400	610 Revenues		Cemetery Plot Fees	\$ 14,100	\$ 6,100	\$ 3,500	\$ 7,950	\$ 5,000	\$ -
PW 610-27-700 (Cemetery Enterprise Fund)	610-27-700-16404	610 Revenues		Cemetery headstones	\$ 1,800	\$ 300	\$ -	\$ -	\$ -	\$ -
PW 610-27-700 (Cemetery Enterprise Fund)	610-27-700-18100	610 Revenues		Operating Transfers In	\$ 27,488	\$ -	\$ -	\$ -	\$ -	\$ -
PW 610-27-700 (Cemetery Enterprise Fund)	610-27-700-30510	610 Expenses		Liability Insurance Expense	\$ (16,904)	\$ -	\$ (340)	\$ (340)	\$ -	\$ -
PW 610-27-700 (Cemetery Enterprise Fund)	610-27-700-31400	610 Expenses		Building/Land Maint & Repair	\$ (3,016)	\$ (3,015)	\$ (7,000)	\$ 801	\$ (7,000)	\$ -
PW 610-27-700 (Cemetery Enterprise Fund)	610-27-700-32450	610 Expenses		Contract Services	\$ -	\$ -	\$ (5,000)	\$ -	\$ (5,000)	\$ -
PW 610-27-700 (Cemetery Enterprise Fund)	610-27-700-33136	610 Expenses		Spec Dept - Burial Expenses	\$ (2,168)	\$ -	\$ -	\$ -	\$ -	\$ -
PW 610-27-700 (Cemetery Enterprise Fund)	610-27-700-33600	610 Expenses		Utilities	\$ (118)	\$ (122)	\$ (175)	\$ (127)	\$ (200)	\$ -
Cemetery Enterprise Fund Revenue Total					\$ 44,157	\$ 7,012	\$ 3,675	\$ 8,114	\$ 5,300	\$ -
Cemetery Enterprise Fund Expenditure Total					\$ (22,206)	\$ (3,138)	\$ (12,515)	\$ 335	\$ (12,200)	\$ -
Cemetery Enterprise Fund Use of Fund Balance					\$ 21,951	\$ 3,874	\$ (8,840)	\$ 8,449	\$ (6,900)	\$ -

**Public Works
FY2022-23 Budget Workshop**

Proposal	Account String	Fund	Type	Account Name	FY 2019-20	FY 2020-21	FY 2021-22	FY 2021-22	FY 2022-23	FY 2022-23 CAO
					Actuals	Actuals	Amended Budget	Actuals YTD	Departmental Request	Recommended
PW 615-44-755 (Solid Waste Enterprise)	615-44-755-12110	615 Revenues		Non-Resident Landfill Permits	\$ 622	\$ 780	\$ 1,000	\$ 720	\$ 1,000	\$ -
PW 615-44-755 (Solid Waste Enterprise)	615-44-755-12200	615 Revenues		Franchise Permits	\$ 118,616	\$ 145,892	\$ 110,000	\$ 121,762	\$ 121,000	\$ -
PW 615-44-755 (Solid Waste Enterprise)	615-44-755-14010	615 Revenues		Interest Income	\$ 36,347	\$ 12,751	\$ 30,000	\$ 985	\$ 2,000	\$ -
PW 615-44-755 (Solid Waste Enterprise)	615-44-755-15094	615 Revenues		St: Bottle Bill Grant	\$ 10,000	\$ 10,000	\$ 10,000	\$ 10,000	\$ 10,000	\$ -
PW 615-44-755 (Solid Waste Enterprise)	615-44-755-15380	615 Revenues		St: Oil Opportunity Grant	\$ 10,000	\$ 10,000	\$ 5,000	\$ 10,000	\$ 10,000	\$ -
PW 615-44-755 (Solid Waste Enterprise)	615-44-755-16020	615 Revenues		Solid Waste Parcel Fees	\$ 33,477	\$ 46,341	\$ 40,000	\$ 44,859	\$ 45,000	\$ -
PW 615-44-755 (Solid Waste Enterprise)	615-44-755-16023	615 Revenues		Solid Waste Tipping Fees	\$ 1,842,174	\$ 1,878,387	\$ 1,550,000	\$ 1,431,640	\$ 603,000	\$ -
PW 615-44-755 (Solid Waste Enterprise)	615-44-755-16025	615 Revenues		Sludge Maintenance Fee	\$ 194,305	\$ 131,154	\$ -	\$ 867	\$ -	\$ -
PW 615-44-755 (Solid Waste Enterprise)	615-44-755-16199	615 Revenues		Charges for Services - Interfund Transfers	\$ -	\$ 19,547	\$ 101,000	\$ 398	\$ -	\$ -
PW 615-44-755 (Solid Waste Enterprise)	615-44-755-17010	615 Revenues		Miscellaneous Revenue	\$ 5,556	\$ 10,172	\$ 105,000	\$ 6,004	\$ 55,538	\$ -
PW 615-44-755 (Solid Waste Enterprise)	615-44-755-18010	615 Revenues		Sale Of Surplus Assets	\$ 1,686	\$ -	\$ -	\$ -	\$ -	\$ -
PW 615-44-755 (Solid Waste Enterprise)	615-44-755-18100	615 Revenues		Operating Transfers In	\$ 180,000	\$ -	\$ 75,000	\$ -	\$ 350,000	\$ -
PW 615-44-755 (Solid Waste Enterprise)	615-44-755-21100	615 Expenses		Salary And Wages	\$ (510,873)	\$ (516,201)	\$ (511,429)	\$ (471,700)	\$ (555,916)	\$ -
PW 615-44-755 (Solid Waste Enterprise)	615-44-755-21120	615 Expenses		Overtime	\$ (8,396)	\$ (2,157)	\$ (4,000)	\$ (903)	\$ (4,512)	\$ -
PW 615-44-755 (Solid Waste Enterprise)	615-44-755-21410	615 Expenses		Holiday Pay	\$ (7,005)	\$ (8,334)	\$ (8,000)	\$ (6,514)	\$ (8,000)	\$ -
PW 615-44-755 (Solid Waste Enterprise)	615-44-755-22100	615 Expenses		Employee Benefits	\$ (57,380)	\$ (73,740)	\$ (62,908)	\$ (51,532)	\$ (17,716)	\$ -
PW 615-44-755 (Solid Waste Enterprise)	615-44-755-22110	615 Expenses		Employee Benefits - Health (Med/Dent/Vis)	\$ (149,027)	\$ (124,915)	\$ (122,348)	\$ (110,717)	\$ (127,201)	\$ -
PW 615-44-755 (Solid Waste Enterprise)	615-44-755-22120	615 Expenses		Employee Benefits - PERS (ER Portion)	\$ (406,355)	\$ (74,895)	\$ (148,070)	\$ (132,130)	\$ (159,734)	\$ -
PW 615-44-755 (Solid Waste Enterprise)	615-44-755-30122	615 Expenses		Uniform/Safety Gear	\$ (10,119)	\$ (7,624)	\$ (7,500)	\$ (5,920)	\$ (5,000)	\$ -
PW 615-44-755 (Solid Waste Enterprise)	615-44-755-30280	615 Expenses		Telephone/Communications	\$ (3,171)	\$ (2,780)	\$ (4,687)	\$ (2,296)	\$ (3,237)	\$ -
PW 615-44-755 (Solid Waste Enterprise)	615-44-755-30350	615 Expenses		Household Expenses	\$ (921)	\$ (709)	\$ (1,000)	\$ (1,325)	\$ (1,100)	\$ -
PW 615-44-755 (Solid Waste Enterprise)	615-44-755-30500	615 Expenses		Workers' Comp Ins Expense	\$ (64,857)	\$ (41,194)	\$ (41,487)	\$ (41,487)	\$ (67,131)	\$ -
PW 615-44-755 (Solid Waste Enterprise)	615-44-755-30510	615 Expenses		Liability Insurance Expense	\$ (91,382)	\$ (110,354)	\$ (197,324)	\$ (197,324)	\$ (58,501)	\$ -
PW 615-44-755 (Solid Waste Enterprise)	615-44-755-31200	615 Expenses		Equip Maintenance & Repair	\$ (65,122)	\$ (102,082)	\$ (70,000)	\$ (25,350)	\$ (70,000)	\$ -
PW 615-44-755 (Solid Waste Enterprise)	615-44-755-31400	615 Expenses		Building/Land Maint & Repair	\$ (15,360)	\$ (14,406)	\$ (10,000)	\$ (8,890)	\$ (7,000)	\$ -
PW 615-44-755 (Solid Waste Enterprise)	615-44-755-31700	615 Expenses		Membership Fees	\$ (7,025)	\$ (3,000)	\$ (6,000)	\$ (6,000)	\$ (8,000)	\$ -
PW 615-44-755 (Solid Waste Enterprise)	615-44-755-32000	615 Expenses		Office Expense	\$ (2,435)	\$ (10,269)	\$ (7,000)	\$ (8,355)	\$ (10,000)	\$ -
PW 615-44-755 (Solid Waste Enterprise)	615-44-755-32010	615 Expenses		TECHNOLOGY EXPENSES	\$ (3,982)	\$ (5,134)	\$ (8,119)	\$ (8,119)	\$ (12,659)	\$ -
PW 615-44-755 (Solid Waste Enterprise)	615-44-755-32020	615 Expenses		Technology Expense-Software Licenses	\$ (3,115)	\$ (3,892)	\$ (4,300)	\$ (3,195)	\$ (5,000)	\$ -
PW 615-44-755 (Solid Waste Enterprise)	615-44-755-32450	615 Expenses		Contract Services	\$ (389,871)	\$ (458,837)	\$ (515,000)	\$ (299,990)	\$ (354,000)	\$ -
PW 615-44-755 (Solid Waste Enterprise)	615-44-755-32500	615 Expenses		Professional & Specialized Ser	\$ (313,648)	\$ (248,199)	\$ (367,500)	\$ (123,687)	\$ (203,000)	\$ -
PW 615-44-755 (Solid Waste Enterprise)	615-44-755-32800	615 Expenses		Publications & Legal Notices	\$ 6,216	\$ -	\$ (500)	\$ -	\$ (500)	\$ -
PW 615-44-755 (Solid Waste Enterprise)	615-44-755-32860	615 Expenses		Rents & Leases - Other	\$ -	\$ -	\$ (150)	\$ -	\$ -	\$ -
PW 615-44-755 (Solid Waste Enterprise)	615-44-755-32950	615 Expenses		Rents & Leases - Real Property	\$ (7,889)	\$ (8,125)	\$ (25,000)	\$ (8,421)	\$ (8,500)	\$ -
PW 615-44-755 (Solid Waste Enterprise)	615-44-755-33010	615 Expenses		Small Tools & Instruments	\$ (1,081)	\$ (1,307)	\$ (1,500)	\$ (222)	\$ (1,500)	\$ -
PW 615-44-755 (Solid Waste Enterprise)	615-44-755-33120	615 Expenses		Special Department Expense	\$ (398,705)	\$ (426,936)	\$ (345,000)	\$ (227,740)	\$ (365,538)	\$ -
PW 615-44-755 (Solid Waste Enterprise)	615-44-755-33350	615 Expenses		Travel & Training Expense	\$ (4,736)	\$ (3,907)	\$ (8,300)	\$ (1,283)	\$ (8,300)	\$ -
PW 615-44-755 (Solid Waste Enterprise)	615-44-755-33351	615 Expenses		Vehicle Fuel Costs	\$ (57,943)	\$ (56,203)	\$ (55,000)	\$ (50,474)	\$ (65,000)	\$ -
PW 615-44-755 (Solid Waste Enterprise)	615-44-755-33360	615 Expenses		Motor Pool Expense	\$ (25,267)	\$ (30,308)	\$ (31,589)	\$ (12,478)	\$ (46,344)	\$ -
PW 615-44-755 (Solid Waste Enterprise)	615-44-755-33600	615 Expenses		Utilities	\$ (2,655)	\$ (2,608)	\$ (3,000)	\$ (3,022)	\$ (3,300)	\$ -
PW 615-44-755 (Solid Waste Enterprise)	615-44-755-33699	615 Expenses		Inventory Depleted/Added	\$ 27	\$ 1,217	\$ -	\$ -	\$ -	\$ -
PW 615-44-755 (Solid Waste Enterprise)	615-44-755-35210	615 Expenses		Bond/Loan Interest	\$ (71,148)	\$ (60,184)	\$ (50,662)	\$ (50,661)	\$ (50,662)	\$ -
PW 615-44-755 (Solid Waste Enterprise)	615-44-755-39000	615 Expenses		Depreciation Expense	\$ (36,351)	\$ (48,420)	\$ -	\$ -	\$ -	\$ -
PW 615-44-755 (Solid Waste Enterprise)	615-44-755-52010	615 Expenses		Land & Improvements	\$ (730)	\$ (5,987)	\$ -	\$ -	\$ (350,000)	\$ -
PW 615-44-755 (Solid Waste Enterprise)	615-44-755-53010	615 Expenses		Capital Equipment: Vehicles	\$ (88,056)	\$ -	\$ -	\$ (7,474)	\$ -	\$ -
PW 615-44-755 (Solid Waste Enterprise)	615-44-755-53030	615 Expenses		Capital Equipment, \$5,000+	\$ -	\$ (5,273)	\$ (7,500)	\$ -	\$ -	\$ -
PW 615-44-755 (Solid Waste Enterprise)	615-44-755-60045	615 Expenses		Bond/Loan Principle Repayment	\$ -	\$ -	\$ (279,100)	\$ (279,100)	\$ (279,100)	\$ -
PW 615-44-755 (Solid Waste Enterprise)	615-44-755-60100	615 Expenses		Operating Transfers Out	\$ (60,000)	\$ -	\$ -	\$ -	\$ -	\$ -
PW 615-44-755 (Solid Waste Enterprise)	615-44-755-72960	615 Expenses		A-87 Indirect Costs	\$ (127,189)	\$ (261,696)	\$ (274,781)	\$ (215,136)	\$ (274,781)	\$ -
Solid Waste Enterprise Revenue Total					\$ 2,432,785	\$ 2,265,024	\$ 2,027,000	\$ 1,627,234	\$ 1,197,538	\$ -
Solid Waste Enterprise Expenditure Total					\$ (2,985,553)	\$ (2,718,458)	\$ (3,178,754)	\$ (2,361,445)	\$ (3,131,231)	\$ -
Solid Waste Enterprise Use of Fund Balance					\$ (552,768)	\$ (453,434)	\$ (1,151,754)	\$ (734,211)	\$ (1,933,693)	\$ -

**Public Works
FY2022-23 Budget Workshop**

Proposal	Account String	Fund	Type	Account Name	FY 2019-20 Actuals	FY 2020-21 Actuals	FY 2021-22 Amended Budget	FY 2021-22 Actuals YTD	FY 2022-23 Departmental Request	FY 2022-23 CAO Recommended
PW 616-44-755 (Solid Waste Special Rev Fund)	616-44-755-14010	616 Revenues		Interest Income	\$ 83,874	\$ 48,974	\$ -	\$ 12,710	\$ -	\$ -
PW 616-44-755 (Solid Waste Special Rev Fund)	616-44-755-16020	616 Revenues		Solid Waste Parcel Fees	\$ 828,457	\$ 828,585	\$ 825,000	\$ 804,783	\$ 825,000	\$ -
PW 616-44-755 (Solid Waste Special Rev Fund)	616-44-755-33120	616 Expenses		Special Department Expense	\$ -	\$ -	\$ (343,626)	\$ -	\$ (325,000)	\$ -
PW 616-44-755 (Solid Waste Special Rev Fund)	616-44-755-60051	616 Expenses		Landfill Closure Costs	\$ (2,299,387)	\$ (1,576,072)	\$ -	\$ -	\$ -	\$ -
PW 616-44-755 (Solid Waste Special Rev Fund)	616-44-755-60100	616 Expenses		Operating Transfers Out	\$ (680,000)	\$ (500,000)	\$ (481,374)	\$ -	\$ (500,000)	\$ -
Solid Waste Special Rev Fund Revenue Total					\$ 912,331	\$ 877,558	\$ 825,000	\$ 817,493	\$ 825,000	\$ -
Solid Waste Special Rev Fund Expenditure Total					\$ (2,979,387)	\$ (2,076,072)	\$ (825,000)	\$ -	\$ (825,000)	\$ -
Solid Waste Special Rev Fund Use of Fund Balance					\$ (2,067,056)	\$ (1,198,514)	\$ -	\$ 817,493	\$ -	\$ -
PW 617-44-755 (Solid Waste Acc Landfill closure)	617-44-755-14010	617 Revenues		Interest Income	\$ 42,204	\$ 31,355	\$ -	\$ 8,051	\$ -	\$ -
PW 617-44-755 (Solid Waste Acc Landfill closure)	617-44-755-18109	617 Revenues		Accelerated Landfill Closure Tr	\$ 500,000	\$ 500,000	\$ 500,000	\$ -	\$ 150,000	\$ -
Solid Waste Acc Landfill closure Revenue Total					\$ 542,204	\$ 531,355	\$ 500,000	\$ 8,051	\$ 150,000	\$ -
Solid Waste Acc Landfill closure Expenditure Total					\$ -	\$ -	\$ -	\$ -	\$ -	\$ -
Solid Waste Acc Landfill closure Use of Fund Balance					\$ 542,204	\$ 531,355	\$ 500,000	\$ 8,051	\$ 150,000	\$ -

**Public Works
FY2022-23 Budget Workshop**

Proposal	Account String	Fund	Type	Account Name	FY 2019-20	FY 2020-21	FY 2021-22	FY 2021-22	FY 2022-23	FY 2022-23 CAO
					Actuals	Actuals	Amended Budget	Actuals YTD	Departmental Request	Recommended
PW 650-10-723 (Motor Pool)	650-10-723-14010	650 Revenues		Interest Income	\$ 40,154	\$ 19,006	\$ -	\$ 4,561	\$ 20,000	\$ -
PW 650-10-723 (Motor Pool)	650-10-723-15900	650 Revenues		Oth: Other Govt Agencies	\$ -	\$ -	\$ 236,000	\$ 181,497	\$ 50,000	\$ -
PW 650-10-723 (Motor Pool)	650-10-723-16950	650 Revenues		Inter-Fund Revenue	\$ 463,144	\$ 447,977	\$ 455,321	\$ 215,876	\$ 615,403	\$ -
PW 650-10-723 (Motor Pool)	650-10-723-16959	650 Revenues		Inter-Fund Replacement Revenue	\$ 688,517	\$ 664,333	\$ 607,982	\$ 322,007	\$ 923,104	\$ -
PW 650-10-723 (Motor Pool)	650-10-723-17250	650 Revenues		Judgments, Damages & Settlements	\$ 10,502	\$ 19,891	\$ -	\$ 3,631	\$ -	\$ -
PW 650-10-723 (Motor Pool)	650-10-723-18010	650 Revenues		Sale Of Surplus Assets	\$ 44,755	\$ 31,445	\$ 40,000	\$ 126,417	\$ 75,000	\$ -
PW 650-10-723 (Motor Pool)	650-10-723-18100	650 Revenues		Operating Transfers In	\$ 790,600	\$ 530,617	\$ 921,819	\$ 534,291	\$ 1,528,000	\$ -
PW 650-10-723 (Motor Pool)	650-10-723-21100	650 Expenses		Salary And Wages	\$ (207,980)	\$ (236,149)	\$ (278,312)	\$ (232,731)	\$ (296,815)	\$ -
PW 650-10-723 (Motor Pool)	650-10-723-21120	650 Expenses		Overtime	\$ (249)	\$ (658)	\$ (1,000)	\$ (338)	\$ (1,000)	\$ -
PW 650-10-723 (Motor Pool)	650-10-723-22100	650 Expenses		Employee Benefits	\$ (27,088)	\$ (31,129)	\$ (35,600)	\$ (25,313)	\$ (12,764)	\$ -
PW 650-10-723 (Motor Pool)	650-10-723-22110	650 Expenses		Employee Benefits - Health (Med/Dent/Vis)	\$ (61,198)	\$ (46,942)	\$ (50,915)	\$ (37,586)	\$ (58,805)	\$ -
PW 650-10-723 (Motor Pool)	650-10-723-22120	650 Expenses		Employee Benefits - PERS (ER Portion)	\$ (416,729)	\$ (113,995)	\$ (88,093)	\$ (44,351)	\$ (85,413)	\$ -
PW 650-10-723 (Motor Pool)	650-10-723-30120	650 Expenses		Uniform Allowance	\$ -	\$ (356)	\$ (1,500)	\$ (608)	\$ (2,500)	\$ -
PW 650-10-723 (Motor Pool)	650-10-723-30280	650 Expenses		Telephone/Communications	\$ (1,389)	\$ (1,405)	\$ (2,571)	\$ (1,073)	\$ (1,431)	\$ -
PW 650-10-723 (Motor Pool)	650-10-723-30500	650 Expenses		Workers' Comp Ins Expense	\$ (1,378)	\$ (1,385)	\$ (5,158)	\$ (5,158)	\$ (1,309)	\$ -
PW 650-10-723 (Motor Pool)	650-10-723-30510	650 Expenses		Liability Insurance Expense	\$ (13,346)	\$ (10,511)	\$ (11,643)	\$ (11,643)	\$ (15,386)	\$ -
PW 650-10-723 (Motor Pool)	650-10-723-31200	650 Expenses		Equip Maintenance & Repair	\$ (168,662)	\$ (203,605)	\$ (235,000)	\$ (187,133)	\$ (241,000)	\$ -
PW 650-10-723 (Motor Pool)	650-10-723-32000	650 Expenses		Office Expense	\$ (470)	\$ (813)	\$ (500)	\$ (3,513)	\$ (1,500)	\$ -
PW 650-10-723 (Motor Pool)	650-10-723-32010	650 Expenses		TECHNOLOGY EXPENSES	\$ -	\$ (2,086)	\$ (1,258)	\$ -	\$ (6,475)	\$ -
PW 650-10-723 (Motor Pool)	650-10-723-32020	650 Expenses		Technology Expense-Software Licenses	\$ -	\$ -	\$ (8,000)	\$ (900)	\$ (13,200)	\$ -
PW 650-10-723 (Motor Pool)	650-10-723-32450	650 Expenses		Contract Services	\$ (78)	\$ (3,892)	\$ -	\$ -	\$ -	\$ -
PW 650-10-723 (Motor Pool)	650-10-723-33010	650 Expenses		Small Tools & Instruments	\$ (1,699)	\$ (2,437)	\$ (6,000)	\$ (5,867)	\$ (8,500)	\$ -
PW 650-10-723 (Motor Pool)	650-10-723-33120	650 Expenses		Special Department Expense	\$ (18,208)	\$ (2,250)	\$ (9,500)	\$ (9,381)	\$ (6,500)	\$ -
PW 650-10-723 (Motor Pool)	650-10-723-33350	650 Expenses		Travel & Training Expense	\$ (1,704)	\$ (59)	\$ (2,500)	\$ (917)	\$ (6,500)	\$ -
PW 650-10-723 (Motor Pool)	650-10-723-33351	650 Expenses		Vehicle Fuel Costs	\$ (805)	\$ (2,798)	\$ (3,100)	\$ (1,844)	\$ (2,500)	\$ -
PW 650-10-723 (Motor Pool)	650-10-723-33600	650 Expenses		Utilities	\$ (8,641)	\$ (7,102)	\$ (10,500)	\$ (4,570)	\$ (10,000)	\$ -
PW 650-10-723 (Motor Pool)	650-10-723-53010	650 Expenses		Capital Equipment: Vehicles	\$ (910,126)	\$ (407,159)	\$ (1,718,544)	\$ (774,969)	\$ (541,000)	\$ -
PW 650-10-723 (Motor Pool)	650-10-723-53020	650 Expenses		Capital Equipment, Construction	\$ (634,558)	\$ (553,835)	\$ (786,222)	\$ (433,264)	\$ (2,030,000)	\$ -
PW 650-10-723 (Motor Pool)	650-10-723-53030	650 Expenses		Capital Equipment, \$5,000+	\$ (30,186)	\$ (65,302)	\$ (5,000)	\$ (3,534)	\$ (90,000)	\$ -
PW 650-10-723 (Motor Pool)	650-10-723-72960	650 Expenses		A-87 Indirect Costs	\$ (50,222)	\$ (63,250)	\$ (66,412)	\$ (49,558)	\$ (66,413)	\$ -
Motor Pool Revenue Total					\$ 2,037,672	\$ 1,713,269	\$ 2,261,122	\$ 1,388,281	\$ 3,211,507	\$ -
Motor Pool Expenditure Total					\$ (2,554,716)	\$ (1,757,117)	\$ (3,327,328)	\$ (1,834,251)	\$ (3,499,011)	\$ -
Motor Pool Use of Fund Balance					\$ (517,044)	\$ (43,848)	\$ (1,066,206)	\$ (445,970)	\$ (287,504)	\$ -
Total Department Expenditures					\$ (19,925,994)	\$ (16,653,790)	\$ (22,851,841)	\$ (11,451,746)	\$ (21,759,940)	\$ -
Total Grant / Earned / Govt Revenues					\$ 13,752,811	\$ 11,861,696	\$ 16,445,875	\$ 10,045,475	\$ 15,431,370	\$ -
Total Use of Fund Balance					\$ (2,691,578)	\$ (1,253,811)	\$ (2,710,767)	\$ 1,837,343	\$ (2,352,120)	\$ -
Total General Fund Contribution					\$ 4,952,377	\$ 4,559,998	\$ 4,751,819	\$ 3,243,614	\$ 6,017,357	\$ -

SHERIFF - CORONER

Ingrid Braun
County Sheriff

The Mono County Sheriff's Office is committed to providing the highest level of professional law enforcement services to enhance the quality of life for the citizens and visitors of Mono County

BUDGET AT A GLANCE	FY2022-23
Total Expenditures	(\$13,876,911)
Total Grant / Earned / Govt Revenues	\$3,885,447
Total Use of Fund Balance	\$194,668
<hr/>	
Total General Fund Contribution	\$9,796,796
Total Staff	57.98 FTE
% Funded by General Fund	70.6%

DEPARTMENT SERVICES OVERVIEW

Administration (Office of the County Administrative Officer). The Sheriff's Office provides law enforcement services for the County, including: Patrol; Jail; 9-1-1 Public Safety Answering Point; Civil Services; Coroner; Emergency Management; Investigative; Search and Rescue; Court Security; and Administrative. The Sheriff's Office is also the Dispatch for the Sheriff's Office, Mammoth Lakes Police Department, Emergency Medical Services, and all Fire Protection Districts. We strive to maintain a high quality of life and a true sense of safety for the people who live, work, and visit Mono County. We patrol over 3,300 square miles of terrain by car, snowmobile, sno-cat, ATV, boat, and foot. We answer all 9-1-1 and non-emergency calls 24-hours a day, dispatching all law enforcement, medical and fire first responders. We patrol our neighborhoods; investigate crimes; comfort victims; arrest violators of the law; enforce traffic laws; protect our courts; serve subpoenas; patrol schools; attend community events; and assist lost and weary travelers. We operate the County Jail, where we house inmates arrested for a variety of crimes, from the most minor offense to the most serious. As the Coroner, we investigate every death that occurs in Mono County.

CHALLENGES, ISSUES & OPPORTUNITIES

Key challenges for the Sheriff during FY2022-23 include:

- Recruitment and retention, especially at the Correctional positions, is difficult for all law enforcement
- Jail Construction is years behind projected schedule, with costs escalating as time passes
- POST Reimbursement for training continues to improve and increase, allowing for expanded training opportunities
- Current employees are enthusiastic about creating a Recruitment Program

For more information, call (760) 932-7549, or visit monosheriff.org

REQUESTED BUDGET CHANGES FOR FY2022-23

- Requesting that one "frozen" Deputy position be funded and upgraded to Sergeant
- Requesting funding for technology-based investigative tools
- Requesting funding for Recruitment Team to fill Correctional Deputy vacancies

ACCOMPLISHMENTS AND OBJECTIVES

FY2021-22 Accomplishments

- Obtained legislation converting Public Safety Officers to Correctional Deputies
- Ensured all staff are in compliance with State training mandates
- Trained three employees in background investigations, saving time and money from using outside firm
- Partnered with the Federal Bureau of Investigation to have representation on their Task Force
- Received grant funding to replace damaged patrol boat

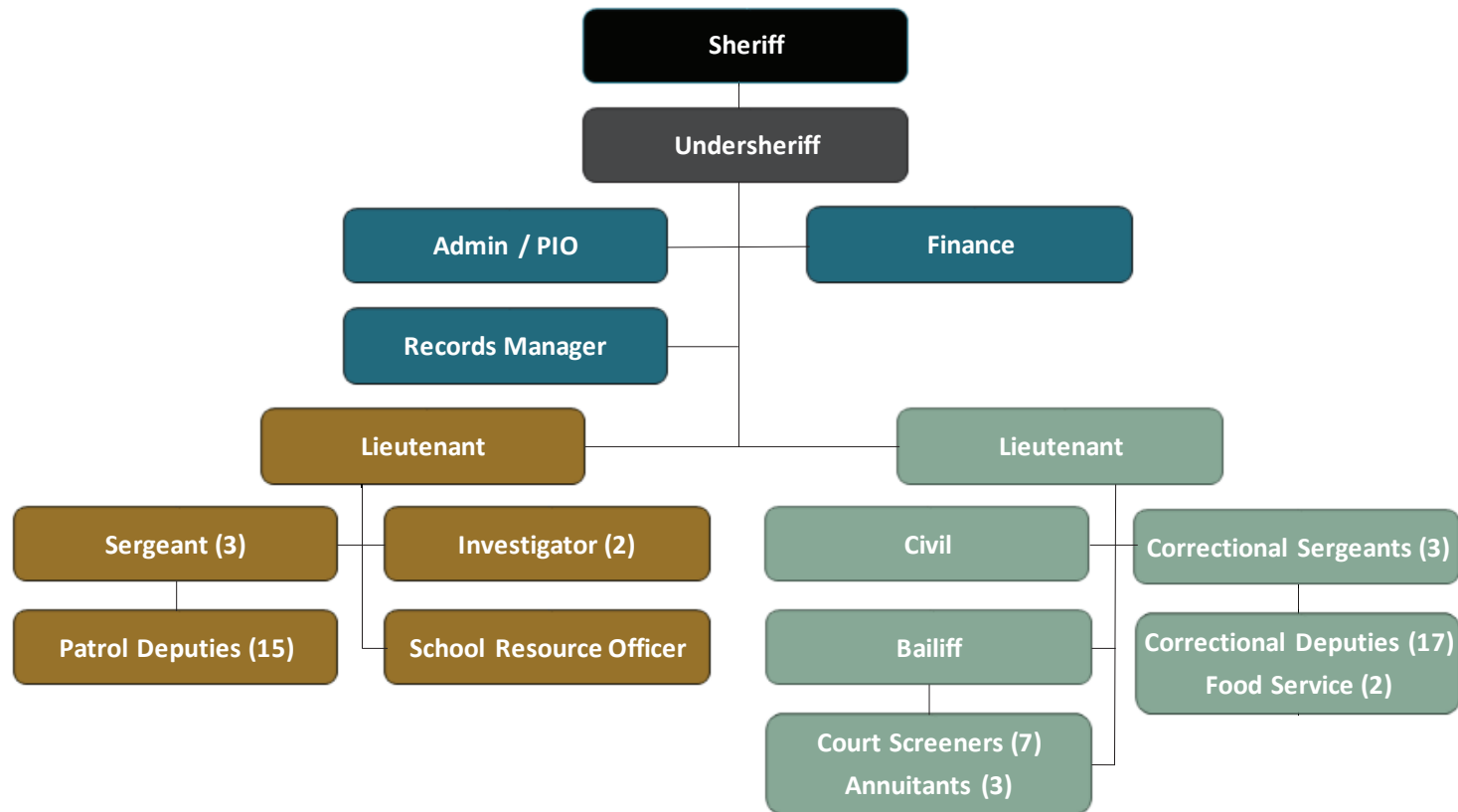
FY2022-23 Objectives

- Continue progress toward building the Jail
- Partner with Behavioral Health and Emergency Medical Services to implement the Crisis Response Team
- Hire qualified candidates to fill vacant Correctional Deputy positions
- Promote existing Correctional Deputies to Deputy Sheriff
- Seek training opportunities for all staff to meet mandates and to enhance career development



SHERIFF

Departmental Organizational Chart



DIVISIONS

Administration Patrol Jail / Dispatch

Sheriff
FY2022-23 Budget Workshop

Proposal	Account String	Fund	Type	Account Name	FY 2019-20	FY 2020-21	FY 2021-22	FY 2021-22	FY 2022-23	FY 2022-23 CAO
					Actuals	Actuals	Amended Budget	Actuals YTD	Departmental Request	Recommended
SH 100-22-440 (Sheriff)	100-22-440-15300	100	Revenues	St: Cops	\$ 155,984	\$ 156,699	\$ 125,000	\$ 145,370	\$ 150,000	\$ -
SH 100-22-440 (Sheriff)	100-22-440-15310	100	Revenues	St: Pub Safety-Prop 172 Sales	\$ 708,931	\$ 860,778	\$ 799,875	\$ 674,594	\$ 991,687	\$ -
SH 100-22-440 (Sheriff)	100-22-440-15330	100	Revenues	St: Restitution 10% Rebate/CARPOS Rebate	\$ -	\$ 243	\$ -	\$ 145	\$ 150	\$ -
SH 100-22-440 (Sheriff)	100-22-440-15350	100	Revenues	St: Rural Law Enforce Asst (Ab	\$ 500,000	\$ 500,000	\$ 500,000	\$ 491,460	\$ 500,000	\$ -
SH 100-22-440 (Sheriff)	100-22-440-15470	100	Revenues	St: Sheriff Post Reimbursement	\$ 55,052	\$ 44,164	\$ 22,000	\$ 32,457	\$ 30,000	\$ -
SH 100-22-440 (Sheriff)	100-22-440-15819	100	Revenues	Fed: Misc Fed Grants	\$ 4,407	\$ 7,016	\$ 9,000	\$ -	\$ 5,000	\$ -
SH 100-22-440 (Sheriff)	100-22-440-15900	100	Revenues	Oth: Other Govt Agencies	\$ 1,600	\$ -	\$ -	\$ -	\$ -	\$ -
SH 100-22-440 (Sheriff)	100-22-440-16120	100	Revenues	Civil Process Service	\$ 5,157	\$ 464	\$ 5,000	\$ 2,830	\$ 5,000	\$ -
SH 100-22-440 (Sheriff)	100-22-440-16140	100	Revenues	Concealed Weapons Permit Fees	\$ 1,623	\$ 2,781	\$ 2,000	\$ 1,625	\$ 2,000	\$ -
SH 100-22-440 (Sheriff)	100-22-440-16231	100	Revenues	Law Enforce Fed Land Services	\$ 21,800	\$ 22,000	\$ 21,800	\$ 21,438	\$ 21,800	\$ -
SH 100-22-440 (Sheriff)	100-22-440-17010	100	Revenues	Miscellaneous Revenue	\$ 2,653	\$ 6,080	\$ 1,600	\$ 2,794	\$ 3,000	\$ -
SH 100-22-440 (Sheriff)	100-22-440-17012	100	Revenues	Property-Evidence Auction Proceeds	\$ -	\$ 2,093	\$ 2,400	\$ 8,498	\$ 2,000	\$ -
SH 100-22-440 (Sheriff)	100-22-440-17020	100	Revenues	Prior Year Revenue	\$ -	\$ 14	\$ -	\$ -	\$ -	\$ -
SH 100-22-440 (Sheriff)	100-22-440-17032	100	Revenues	Misc Rev - Explorer's Program Reimb	\$ 16,773	\$ -	\$ -	\$ -	\$ -	\$ -
SH 100-22-440 (Sheriff)	100-22-440-17120	100	Revenues	Miscellaneous Reimbursements	\$ 168	\$ 25	\$ -	\$ -	\$ -	\$ -
SH 100-22-440 (Sheriff)	100-22-440-17300	100	Revenues	Restitution	\$ -	\$ -	\$ -	\$ 20	\$ -	\$ -
SH 100-22-440 (Sheriff)	100-22-440-21100	100	Expenses	Salary And Wages	\$ (2,395,701)	\$ (2,346,352)	\$ (2,570,840)	\$ (2,082,640)	\$ (2,762,068)	\$ -
SH 100-22-440 (Sheriff)	100-22-440-21120	100	Expenses	Overtime	\$ (393,140)	\$ (530,200)	\$ (400,000)	\$ (433,594)	\$ (400,000)	\$ -
SH 100-22-440 (Sheriff)	100-22-440-21410	100	Expenses	Holiday Pay	\$ (105,344)	\$ (104,094)	\$ (130,882)	\$ (94,759)	\$ (139,230)	\$ -
SH 100-22-440 (Sheriff)	100-22-440-22100	100	Expenses	Employee Benefits	\$ (348,013)	\$ (370,692)	\$ (330,192)	\$ (305,001)	\$ (145,053)	\$ -
SH 100-22-440 (Sheriff)	100-22-440-22110	100	Expenses	Employee Benefits - Health (Med/Dent/Vis)	\$ (434,027)	\$ (429,403)	\$ (488,354)	\$ (414,651)	\$ (592,759)	\$ -
SH 100-22-440 (Sheriff)	100-22-440-22120	100	Expenses	Employee Benefits - PERS (ER Portion)	\$ (913,679)	\$ (971,327)	\$ (1,074,078)	\$ (848,682)	\$ (1,559,210)	\$ -
SH 100-22-440 (Sheriff)	100-22-440-30120	100	Expenses	Uniform Allowance	\$ (4,093)	\$ (1,630)	\$ (3,600)	\$ (744)	\$ (3,600)	\$ -
SH 100-22-440 (Sheriff)	100-22-440-30121	100	Expenses	Special Uniform Supplies	\$ (40,587)	\$ (13,926)	\$ (30,783)	\$ (30,365)	\$ (46,800)	\$ -
SH 100-22-440 (Sheriff)	100-22-440-30280	100	Expenses	Telephone/Communications	\$ (84,759)	\$ (73,757)	\$ (69,222)	\$ (47,799)	\$ (69,519)	\$ -
SH 100-22-440 (Sheriff)	100-22-440-30500	100	Expenses	Workers' Comp Ins Expense	\$ (510,470)	\$ (562,490)	\$ (608,291)	\$ (608,291)	\$ (614,750)	\$ -
SH 100-22-440 (Sheriff)	100-22-440-30510	100	Expenses	Liability Insurance Expense	\$ (147,618)	\$ (188,379)	\$ (196,424)	\$ (196,424)	\$ (184,100)	\$ -
SH 100-22-440 (Sheriff)	100-22-440-31200	100	Expenses	Equip Maintenance & Repair	\$ (80,684)	\$ (15,340)	\$ (15,400)	\$ (13,682)	\$ (35,280)	\$ -
SH 100-22-440 (Sheriff)	100-22-440-31400	100	Expenses	Building/Land Maint & Repair	\$ (4,703)	\$ -	\$ (1,000)	\$ (85)	\$ (1,000)	\$ -
SH 100-22-440 (Sheriff)	100-22-440-31700	100	Expenses	Membership Fees	\$ (4,992)	\$ (4,681)	\$ (5,800)	\$ (4,344)	\$ (6,000)	\$ -
SH 100-22-440 (Sheriff)	100-22-440-32000	100	Expenses	Office Expense	\$ (25,121)	\$ (19,350)	\$ (16,000)	\$ (17,385)	\$ (23,150)	\$ -
SH 100-22-440 (Sheriff)	100-22-440-32010	100	Expenses	TECHNOLOGY EXPENSES	\$ (34,579)	\$ (25,282)	\$ (53,280)	\$ (51,025)	\$ (71,191)	\$ -
SH 100-22-440 (Sheriff)	100-22-440-32020	100	Expenses	Technology Expense-Software Licenses	\$ (70,520)	\$ (61,330)	\$ (68,394)	\$ (70,972)	\$ (78,895)	\$ -
SH 100-22-440 (Sheriff)	100-22-440-32030	100	Expenses	Copier Pool	\$ -	\$ -	\$ -	\$ -	\$ (3,734)	\$ -
SH 100-22-440 (Sheriff)	100-22-440-32500	100	Expenses	Professional & Specialized Ser	\$ (53,922)	\$ (66,133)	\$ (75,700)	\$ (67,235)	\$ (98,600)	\$ -
SH 100-22-440 (Sheriff)	100-22-440-32800	100	Expenses	Publications & Legal Notices	\$ (11,778)	\$ -	\$ (1,600)	\$ (1,295)	\$ (1,600)	\$ -
SH 100-22-440 (Sheriff)	100-22-440-32950	100	Expenses	Rents & Leases - Real Property	\$ 225	\$ -	\$ -	\$ -	\$ -	\$ -
SH 100-22-440 (Sheriff)	100-22-440-33010	100	Expenses	Small Tools & Instruments	\$ (32)	\$ -	\$ -	\$ -	\$ -	\$ -

**Sheriff
FY2022-23 Budget Workshop**

Proposal	Account String	Fund	Type	Account Name	FY 2019-20	FY 2020-21	FY 2021-22	FY 2021-22	FY 2022-23	FY 2022-23 CAO
					Actuals	Actuals	Amended Budget	Actuals YTD	Departmental Request	Recommended
SH 100-22-440 (Sheriff)	100-22-440-33120	100	Expenses	Special Department Expense	\$ (3,329)	\$ (9,967)	\$ (6,545)	\$ (3,932)	\$ (4,550)	\$ -
SH 100-22-440 (Sheriff)	100-22-440-33130	100	Expenses	Spec Dept Expense-Ammunition	\$ (15,000)	\$ (12,763)	\$ (24,530)	\$ (9,783)	\$ (24,530)	\$ -
SH 100-22-440 (Sheriff)	100-22-440-33132	100	Expenses	Spec Dept- Dare Program	\$ (17,747)	\$ (1,024)	\$ (1,000)	\$ (693)	\$ (1,000)	\$ -
SH 100-22-440 (Sheriff)	100-22-440-33138	100	Expenses	Spec. Dept. - Investigations	\$ -	\$ -	\$ -	\$ -	\$ (28,542)	\$ -
SH 100-22-440 (Sheriff)	100-22-440-33350	100	Expenses	Travel & Training Expense	\$ (99,298)	\$ (53,062)	\$ (86,553)	\$ (74,182)	\$ (115,800)	\$ -
SH 100-22-440 (Sheriff)	100-22-440-33351	100	Expenses	Vehicle Fuel Costs	\$ (158,855)	\$ (166,717)	\$ (158,000)	\$ (136,196)	\$ (175,000)	\$ -
SH 100-22-440 (Sheriff)	100-22-440-33360	100	Expenses	Motor Pool Expense	\$ (473,233)	\$ (504,209)	\$ (449,069)	\$ (224,797)	\$ (680,695)	\$ -
SH 100-22-440 (Sheriff)	100-22-440-33600	100	Expenses	Utilities	\$ (68,636)	\$ (72,648)	\$ (73,000)	\$ (75,633)	\$ (50,000)	\$ -
SH 100-22-440 (Sheriff)	100-22-440-53030	100	Expenses	Capital Equipment, \$5,000+	\$ -	\$ -	\$ (30,000)	\$ -	\$ -	\$ -
SH 100-22-440 (Sheriff)	100-22-440-70500	100	Expenses	Credit Card Clearing Account	\$ -	\$ 67	\$ -	\$ -	\$ -	\$ -
Sheriff Revenue Total					\$ 1,474,148	\$ 1,602,356	\$ 1,488,675	\$ 1,381,229	\$ 1,710,637	\$ -
Sheriff Expenditure Total					\$ (6,499,633)	\$ (6,604,687)	\$ (6,968,537)	\$ (5,814,189)	\$ (7,916,658)	\$ -
Sheriff General Fund Contribution					\$ 5,025,486	\$ 5,002,331	\$ 5,479,862	\$ 4,432,960	\$ 6,206,021	\$ -
SH 100-22-445 (Boating Law Enforcement)	100-22-445-15420	100	Revenues	St: Boat Safety	\$ 130,667	\$ 197,296	\$ 131,065	\$ 71,005	\$ 131,065	\$ -
SH 100-22-445 (Boating Law Enforcement)	100-22-445-15801	100	Revenues	Ca Dept Of Boating & Waterways	\$ -	\$ -	\$ 109,850	\$ -	\$ 109,850	\$ -
SH 100-22-445 (Boating Law Enforcement)	100-22-445-21100	100	Expenses	Salary And Wages	\$ (52,325)	\$ (51,979)	\$ (34,104)	\$ (31,925)	\$ (27,809)	\$ -
SH 100-22-445 (Boating Law Enforcement)	100-22-445-21120	100	Expenses	Overtime	\$ (45,216)	\$ (24,535)	\$ (56,065)	\$ (12,152)	\$ (60,350)	\$ -
SH 100-22-445 (Boating Law Enforcement)	100-22-445-21410	100	Expenses	Holiday Pay	\$ (3,052)	\$ (3,195)	\$ (2,387)	\$ (1,970)	\$ (1,724)	\$ -
SH 100-22-445 (Boating Law Enforcement)	100-22-445-22100	100	Expenses	Employee Benefits	\$ (5,856)	\$ (6,461)	\$ (3,964)	\$ (2,824)	\$ (2,824)	\$ -
SH 100-22-445 (Boating Law Enforcement)	100-22-445-22110	100	Expenses	Employee Benefits - Health (Med/Dent/Vis)	\$ (12,901)	\$ (15,536)	\$ -	\$ (6,712)	\$ (6,712)	\$ -
SH 100-22-445 (Boating Law Enforcement)	100-22-445-22120	100	Expenses	Employee Benefits - PERS (ER Portion)	\$ (9,342)	\$ (11,043)	\$ -	\$ (6,111)	\$ (6,111)	\$ -
SH 100-22-445 (Boating Law Enforcement)	100-22-445-30500	100	Expenses	Workers' Comp Ins Expense	\$ (1,030)	\$ (1,248)	\$ -	\$ -	\$ (1,309)	\$ -
SH 100-22-445 (Boating Law Enforcement)	100-22-445-30510	100	Expenses	Liability Insurance Expense	\$ (988)	\$ (1,215)	\$ (604)	\$ (604)	\$ (1,113)	\$ -
SH 100-22-445 (Boating Law Enforcement)	100-22-445-31200	100	Expenses	Equip Maintenance & Repair	\$ (627)	\$ -	\$ (8,941)	\$ -	\$ (1,000)	\$ -
SH 100-22-445 (Boating Law Enforcement)	100-22-445-32000	100	Expenses	Office Expense	\$ -	\$ -	\$ (100)	\$ -	\$ (214)	\$ -
SH 100-22-445 (Boating Law Enforcement)	100-22-445-32010	100	Expenses	TECHNOLOGY EXPENSES	\$ -	\$ -	\$ -	\$ -	\$ 0	\$ -
SH 100-22-445 (Boating Law Enforcement)	100-22-445-32860	100	Expenses	Rents & Leases - Other	\$ (5,400)	\$ (5,400)	\$ (5,400)	\$ (5,400)	\$ (5,400)	\$ -
SH 100-22-445 (Boating Law Enforcement)	100-22-445-33350	100	Expenses	Travel & Training Expense	\$ -	\$ -	\$ (8,000)	\$ -	\$ (8,000)	\$ -
SH 100-22-445 (Boating Law Enforcement)	100-22-445-33351	100	Expenses	Vehicle Fuel Costs	\$ (2,445)	\$ (3,056)	\$ (2,500)	\$ (1,719)	\$ (2,500)	\$ -
SH 100-22-445 (Boating Law Enforcement)	100-22-445-33352	100	Expenses	Boat Fuel Costs	\$ (472)	\$ (176)	\$ (1,500)	\$ -	\$ (1,500)	\$ -
SH 100-22-445 (Boating Law Enforcement)	100-22-445-33360	100	Expenses	Motor Pool Expense	\$ (4,162)	\$ (6,070)	\$ (7,000)	\$ (2,435)	\$ (4,000)	\$ -
SH 100-22-445 (Boating Law Enforcement)	100-22-445-33600	100	Expenses	Utilities	\$ (1,552)	\$ (203)	\$ (500)	\$ (173)	\$ (500)	\$ -
SH 100-22-445 (Boating Law Enforcement)	100-22-445-53030	100	Expenses	Capital Equipment, \$5,000+	\$ -	\$ -	\$ (109,850)	\$ -	\$ (109,850)	\$ -
Boating Law Enforcement Revenue Total					\$ 130,667	\$ 197,296	\$ 240,915	\$ 71,005	\$ 240,915	\$ -
Boating Law Enforcement Expenditure Total					\$ (145,368)	\$ (130,118)	\$ (240,915)	\$ (72,023)	\$ (240,915)	\$ -
Boating Law Enforcement General Fund Contribution					\$ 14,701	\$ (67,178)	\$ -	\$ 1,018	\$ (0)	\$ -

Sheriff
FY2022-23 Budget Workshop

Proposal	Account String	Fund	Type	Account Name	FY 2019-20	FY 2020-21	FY 2021-22	FY 2021-22	FY 2022-23	FY 2022-23 CAO
					Actuals	Actuals	Amended Budget	Actuals YTD	Departmental Request	Recommended
SH 100-22-455 (Court Security)	100-22-455-18100	100	Revenues	Operating Transfers In	\$ 441,927	\$ 548,181	\$ 692,023	\$ 417,535	\$ 784,996	\$ -
SH 100-22-455 (Court Security)	100-22-455-21100	100	Expenses	Salary And Wages	\$ (287,523)	\$ (320,995)	\$ (431,912)	\$ (292,606)	\$ (449,692)	\$ -
SH 100-22-455 (Court Security)	100-22-455-21120	100	Expenses	Overtime	\$ (5,685)	\$ (1,325)	\$ (42,000)	\$ (31,802)	\$ (42,000)	\$ -
SH 100-22-455 (Court Security)	100-22-455-21410	100	Expenses	Holiday Pay	\$ (7,124)	\$ (6,686)	\$ (7,274)	\$ (5,769)	\$ (7,638)	\$ -
SH 100-22-455 (Court Security)	100-22-455-22100	100	Expenses	Employee Benefits	\$ (27,461)	\$ (30,635)	\$ (44,279)	\$ (25,355)	\$ (17,726)	\$ -
SH 100-22-455 (Court Security)	100-22-455-22110	100	Expenses	Employee Benefits - Health (Med/Dent/Vis)	\$ (16,522)	\$ (20,471)	\$ (33,978)	\$ (35,163)	\$ (37,674)	\$ -
SH 100-22-455 (Court Security)	100-22-455-22120	100	Expenses	Employee Benefits - PERS (ER Portion)	\$ (50,888)	\$ (81,152)	\$ (84,980)	\$ (71,000)	\$ (145,688)	\$ -
SH 100-22-455 (Court Security)	100-22-455-30120	100	Expenses	Uniform Allowance	\$ (1,823)	\$ (1,137)	\$ (2,000)	\$ (1,029)	\$ (2,000)	\$ -
SH 100-22-455 (Court Security)	100-22-455-30500	100	Expenses	Workers' Comp Ins Expense	\$ (6,865)	\$ (6,240)	\$ (7,580)	\$ (7,580)	\$ (6,020)	\$ -
SH 100-22-455 (Court Security)	100-22-455-30510	100	Expenses	Liability Insurance Expense	\$ (3,368)	\$ (3,113)	\$ (3,379)	\$ (3,379)	\$ (2,438)	\$ -
SH 100-22-455 (Court Security)	100-22-455-31200	100	Expenses	Equip Maintenance & Repair	\$ (18,794)	\$ (4,198)	\$ (500)	\$ -	\$ (21,000)	\$ -
SH 100-22-455 (Court Security)	100-22-455-32010	100	Expenses	TECHNOLOGY EXPENSES	\$ (6,489)	\$ (46,213)	\$ (13,143)	\$ (11,043)	\$ (20,796)	\$ -
SH 100-22-455 (Court Security)	100-22-455-32500	100	Expenses	Professional & Specialized Ser	\$ (104)	\$ -	\$ (550)	\$ -	\$ (550)	\$ -
SH 100-22-455 (Court Security)	100-22-455-33120	100	Expenses	Special Department Expense	\$ -	\$ (154)	\$ (500)	\$ -	\$ (500)	\$ -
SH 100-22-455 (Court Security)	100-22-455-33350	100	Expenses	Travel & Training Expense	\$ (2,960)	\$ (11,777)	\$ (8,338)	\$ (6,219)	\$ (13,100)	\$ -
SH 100-22-455 (Court Security)	100-22-455-33351	100	Expenses	Vehicle Fuel Costs	\$ (1,690)	\$ (3,209)	\$ (2,910)	\$ (2,217)	\$ (4,000)	\$ -
SH 100-22-455 (Court Security)	100-22-455-33360	100	Expenses	Motor Pool Expense	\$ (6,073)	\$ (10,885)	\$ (8,700)	\$ (4,898)	\$ (12,000)	\$ -
Court Security Revenue Total					\$ 441,927	\$ 548,181	\$ 692,023	\$ 417,535	\$ 784,996	\$ -
Court Security Expenditure Total					\$ (443,369)	\$ (548,189)	\$ (692,023)	\$ (498,060)	\$ (782,821)	\$ -
Court Security General Fund Contribution					\$ 1,442	\$ 8	\$ -	\$ 80,525	\$ (2,175)	\$ -

Sheriff
FY2022-23 Budget Workshop

Proposal	Account String	Fund	Type	Account Name	FY 2019-20	FY 2020-21	FY 2021-22	FY 2021-22	FY 2022-23	FY 2022-23 CAO
					Actuals	Actuals	Amended Budget	Actuals YTD	Departmental Request	Recommended
SH 100-23-460 (Jail)	100-23-460-15300	100	Revenues	St: Cops	\$ 5,868	\$ 5,895	\$ 5,500	\$ 5,469	\$ 5,500	\$ -
SH 100-23-460 (Jail)	100-23-460-15471	100	Revenues	St: Stc Training Reimbursement	\$ 16,585	\$ 10,727	\$ 11,100	\$ 12,168	\$ 12,168	\$ -
SH 100-23-460 (Jail)	100-23-460-15498	100	Revenues	St: Misc State Revenue	\$ -	\$ 99,713	\$ -	\$ -	\$ -	\$ -
SH 100-23-460 (Jail)	100-23-460-16230	100	Revenues	Law Enforcement Services	\$ 389,289	\$ 405,510	\$ 400,040	\$ 400,040	\$ 438,088	\$ -
SH 100-23-460 (Jail)	100-23-460-18100	100	Revenues	Operating Transfers In	\$ -	\$ -	\$ -	\$ 4,173	\$ -	\$ -
SH 100-23-460 (Jail)	100-23-460-21100	100	Expenses	Salary And Wages	\$ (1,003,366)	\$ (1,031,360)	\$ (1,221,411)	\$ (965,724)	\$ (1,463,074)	\$ -
SH 100-23-460 (Jail)	100-23-460-21120	100	Expenses	Overtime	\$ (353,411)	\$ (297,854)	\$ (350,000)	\$ (262,307)	\$ (350,000)	\$ -
SH 100-23-460 (Jail)	100-23-460-21410	100	Expenses	Holiday Pay	\$ (72,597)	\$ (69,120)	\$ (81,957)	\$ (60,757)	\$ (93,291)	\$ -
SH 100-23-460 (Jail)	100-23-460-22100	100	Expenses	Employee Benefits	\$ (120,359)	\$ (119,069)	\$ (135,943)	\$ (110,222)	\$ (59,628)	\$ -
SH 100-23-460 (Jail)	100-23-460-22110	100	Expenses	Employee Benefits - Health (Med/Dent/Vis)	\$ (310,468)	\$ (326,052)	\$ (473,052)	\$ (308,719)	\$ (528,310)	\$ -
SH 100-23-460 (Jail)	100-23-460-22120	100	Expenses	Employee Benefits - PERS (ER Portion)	\$ (330,366)	\$ (395,513)	\$ (554,996)	\$ (415,879)	\$ (813,064)	\$ -
SH 100-23-460 (Jail)	100-23-460-30110	100	Expenses	Clothing/Personal Supplies	\$ (7,344)	\$ (2,694)	\$ (5,000)	\$ (1,077)	\$ (5,000)	\$ -
SH 100-23-460 (Jail)	100-23-460-30120	100	Expenses	Uniform Allowance	\$ (20,531)	\$ (11,796)	\$ (17,000)	\$ (9,600)	\$ (17,000)	\$ -
SH 100-23-460 (Jail)	100-23-460-30122	100	Expenses	Uniform/Safety Gear	\$ (2,049)	\$ (2,190)	\$ (8,000)	\$ (92)	\$ (9,000)	\$ -
SH 100-23-460 (Jail)	100-23-460-30280	100	Expenses	Telephone/Communications	\$ (300)	\$ (294)	\$ (300)	\$ (260)	\$ (300)	\$ -
SH 100-23-460 (Jail)	100-23-460-30300	100	Expenses	Food Expenses	\$ (180,594)	\$ (145,415)	\$ (194,200)	\$ (128,980)	\$ (194,200)	\$ -
SH 100-23-460 (Jail)	100-23-460-30350	100	Expenses	Household Expenses	\$ (1,952)	\$ (9,087)	\$ (6,000)	\$ (4,684)	\$ (6,000)	\$ -
SH 100-23-460 (Jail)	100-23-460-30500	100	Expenses	Workers' Comp Ins Expense	\$ (125,978)	\$ (82,790)	\$ (42,637)	\$ (42,637)	\$ (33,723)	\$ -
SH 100-23-460 (Jail)	100-23-460-30510	100	Expenses	Liability Insurance Expense	\$ (20,949)	\$ (21,094)	\$ (19,379)	\$ (19,379)	\$ (20,575)	\$ -
SH 100-23-460 (Jail)	100-23-460-31200	100	Expenses	Equip Maintenance & Repair	\$ (33,493)	\$ (21,947)	\$ (16,000)	\$ (3,629)	\$ (50,500)	\$ -
SH 100-23-460 (Jail)	100-23-460-31206	100	Expenses	Equip Maintenance & Repair-Inmate Welfare	\$ (11)	\$ -	\$ -	\$ -	\$ -	\$ -
SH 100-23-460 (Jail)	100-23-460-31400	100	Expenses	Building/Land Maint & Repair	\$ (1,515)	\$ (174)	\$ (1,000)	\$ (127)	\$ (1,000)	\$ -
SH 100-23-460 (Jail)	100-23-460-31530	100	Expenses	Medical/Dental & Lab Supplies	\$ (50,487)	\$ (73,511)	\$ (100,000)	\$ (35,052)	\$ (100,000)	\$ -
SH 100-23-460 (Jail)	100-23-460-31700	100	Expenses	Membership Fees	\$ -	\$ -	\$ (500)	\$ (479)	\$ (800)	\$ -
SH 100-23-460 (Jail)	100-23-460-32000	100	Expenses	Office Expense	\$ (9,694)	\$ (8,596)	\$ (10,000)	\$ (7,040)	\$ (20,000)	\$ -
SH 100-23-460 (Jail)	100-23-460-32010	100	Expenses	TECHNOLOGY EXPENSES	\$ (26,812)	\$ (28,253)	\$ (32,806)	\$ (36,238)	\$ (43,474)	\$ -
SH 100-23-460 (Jail)	100-23-460-32020	100	Expenses	Technology Expense-Software Licenses	\$ -	\$ (2,703)	\$ -	\$ -	\$ (3,700)	\$ -
SH 100-23-460 (Jail)	100-23-460-32030	100	Expenses	Copier Pool	\$ -	\$ -	\$ -	\$ -	\$ (2,900)	\$ -
SH 100-23-460 (Jail)	100-23-460-32500	100	Expenses	Professional & Specialized Ser	\$ (25,075)	\$ (26,514)	\$ (6,100)	\$ (1,145)	\$ (6,100)	\$ -
SH 100-23-460 (Jail)	100-23-460-33120	100	Expenses	Special Department Expense	\$ (1,000)	\$ (3,933)	\$ (1,400)	\$ (297)	\$ (2,600)	\$ -
SH 100-23-460 (Jail)	100-23-460-33130	100	Expenses	Spec Dept Expense-Ammunition	\$ -	\$ -	\$ (4,680)	\$ (106)	\$ (4,680)	\$ -
SH 100-23-460 (Jail)	100-23-460-33350	100	Expenses	Travel & Training Expense	\$ (56,390)	\$ (55,861)	\$ (68,700)	\$ (25,969)	\$ (81,100)	\$ -
SH 100-23-460 (Jail)	100-23-460-33351	100	Expenses	Vehicle Fuel Costs	\$ (100)	\$ (101)	\$ -	\$ -	\$ (25,000)	\$ -
SH 100-23-460 (Jail)	100-23-460-33360	100	Expenses	Motor Pool Expense	\$ -	\$ -	\$ -	\$ -	\$ (20,355)	\$ -
SH 100-23-460 (Jail)	100-23-460-33600	100	Expenses	Utilities	\$ (4,032)	\$ -	\$ -	\$ -	\$ (54,000)	\$ -
Jail Revenue Total					\$ 411,742	\$ 521,845	\$ 416,640	\$ 421,850	\$ 455,756	\$ -
Jail Expenditure Total					\$ (2,758,872)	\$ (2,735,921)	\$ (3,351,061)	\$ (2,440,400)	\$ (4,009,374)	\$ -
Jail General Fund Contribution					\$ 2,347,130	\$ 2,214,076	\$ 2,934,421	\$ 2,018,550	\$ 3,553,618	\$ -

**Sheriff
FY2022-23 Budget Workshop**

Proposal	Account String	Fund	Type	Account Name	FY 2019-20	FY 2020-21	FY 2021-22	FY 2021-22	FY 2022-23	FY 2022-23 CAO
					Actuals	Actuals	Amended Budget	Actuals YTD	Departmental Request	Recommended
SH 100-27-450 (Search and Rescue)	100-27-450-30280	100	Expenses	Telephone/Communications	\$ (3,577)	\$ (5,443)	\$ (6,000)	\$ (2,702)	\$ (6,000)	\$ -
SH 100-27-450 (Search and Rescue)	100-27-450-30300	100	Expenses	Food Expenses	\$ (2,733)	\$ (1,199)	\$ (3,475)	\$ (1,229)	\$ (3,475)	\$ -
SH 100-27-450 (Search and Rescue)	100-27-450-31200	100	Expenses	Equip Maintenance & Repair	\$ (7,843)	\$ (4,193)	\$ (4,000)	\$ (562)	\$ (4,000)	\$ -
SH 100-27-450 (Search and Rescue)	100-27-450-33120	100	Expenses	Special Department Expense	\$ (2,202)	\$ (1,975)	\$ (5,000)	\$ (1,070)	\$ (3,000)	\$ -
SH 100-27-450 (Search and Rescue)	100-27-450-33350	100	Expenses	Travel & Training Expense	\$ (4,734)	\$ (1,080)	\$ (4,700)	\$ (8,538)	\$ (10,000)	\$ -
SH 100-27-450 (Search and Rescue)	100-27-450-33351	100	Expenses	Vehicle Fuel Costs	\$ (5,123)	\$ (2,128)	\$ (5,157)	\$ (1,283)	\$ (5,157)	\$ -
SH 100-27-450 (Search and Rescue)	100-27-450-33360	100	Expenses	Motor Pool Expense	\$ (10,556)	\$ (3,889)	\$ (11,000)	\$ (948)	\$ (7,700)	\$ -
Search and Rescue Revenue Total					\$ -	\$ -	\$ -	\$ -	\$ -	\$ -
Search and Rescue Expenditure Total					\$ (36,768)	\$ (19,908)	\$ (39,332)	\$ (16,331)	\$ (39,332)	\$ -
Search and Rescue General Fund Contribution					\$ 36,768	\$ 19,908	\$ 39,332	\$ 16,331	\$ 39,332	\$ -
SH 140-22-440 (Narcotic Forfeiture)	140-22-440-14010	140	Revenues	Interest Income	\$ 2	\$ 1	\$ -	\$ 0	\$ -	\$ -
Narcotic Forfeiture Revenue Total					\$ 2	\$ 1	\$ -	\$ 0	\$ -	\$ -
Narcotic Forfeiture Expenditure Total					\$ -	\$ -	\$ -	\$ -	\$ -	\$ -
Narcotic Forfeiture Use of Fund Balance					\$ 2	\$ 1	\$ -	\$ 0	\$ -	\$ -
SH 141-22-440 (Fingerprint)	141-22-440-14010	141	Revenues	Interest Income	\$ 1,059	\$ 535	\$ -	\$ 154	\$ -	\$ -
SH 141-22-440 (Fingerprint)	141-22-440-17010	141	Revenues	Miscellaneous Revenue	\$ 15,205	\$ 16,090	\$ -	\$ 7,704	\$ -	\$ -
SH 141-22-440 (Fingerprint)	141-22-440-20010	141	Expenses	Expenditures	\$ (32,056)	\$ (2,362)	\$ -	\$ (2,683)	\$ -	\$ -
Fingerprint Revenue Total					\$ 16,265	\$ 16,625	\$ -	\$ 7,858	\$ -	\$ -
Fingerprint Expenditure Total					\$ (32,056)	\$ (2,362)	\$ -	\$ (2,683)	\$ -	\$ -
Fingerprint Use of Fund Balance					\$ (15,791)	\$ 14,263	\$ -	\$ 5,175	\$ -	\$ -
SH 143-22-440 (Sheriff Monet)	143-22-440-14010	143	Revenues	Interest Income	\$ 96	\$ 56	\$ -	\$ 13	\$ -	\$ -
Sheriff Monet Revenue Total					\$ 96	\$ 56	\$ -	\$ 13	\$ -	\$ -
Sheriff Monet Expenditure Total					\$ -	\$ -	\$ -	\$ -	\$ -	\$ -
Sheriff Monet Use of Fund Balance					\$ 96	\$ 56	\$ -	\$ 13	\$ -	\$ -
SH 144-22-440 (Mono ABX83 DNA ID)	144-22-440-14010	144	Revenues	Interest Income	\$ 7,556	\$ 4,453	\$ -	\$ 1,111	\$ -	\$ -
SH 144-22-440 (Mono ABX83 DNA ID)	144-22-440-17010	144	Revenues	Miscellaneous Revenue	\$ 29,848	\$ 30,283	\$ -	\$ 15,347	\$ -	\$ -
SH 144-22-440 (Mono ABX83 DNA ID)	144-22-440-20010	144	Expenses	Expenditures	\$ (33,657)	\$ (5,196)	\$ -	\$ -	\$ -	\$ -
Mono ABX83 DNA ID Revenue Total					\$ 37,404	\$ 34,736	\$ -	\$ 16,458	\$ -	\$ -
Mono ABX83 DNA ID Expenditure Total					\$ (33,657)	\$ (5,196)	\$ -	\$ -	\$ -	\$ -
Mono ABX83 DNA ID Use of Fund Balance					\$ 3,747	\$ 29,540	\$ -	\$ 16,458	\$ -	\$ -

Sheriff
FY2022-23 Budget Workshop

Proposal	Account String	Fund	Type	Account Name	FY 2019-20	FY 2020-21	FY 2021-22	FY 2021-22	FY 2022-23	FY 2022-23 CAO
					Actuals	Actuals	Amended Budget	Actuals YTD	Departmental Request	Recommended
SH 145-22-440 (Off Highway Vehicle Fund)	145-22-440-12030	145	Revenues	Off-Hwy Vehicle License Fees	\$ 16,341	\$ 17,766	\$ 16,340	\$ 6,325	\$ 16,340	\$ -
SH 145-22-440 (Off Highway Vehicle Fund)	145-22-440-14010	145	Revenues	Interest Income	\$ 521	\$ 490	\$ -	\$ 130	\$ -	\$ -
SH 145-22-440 (Off Highway Vehicle Fund)	145-22-440-15410	145	Revenues	St: Off-Hwy Vehicle Grant	\$ 46,319	\$ 26,416	\$ 33,175	\$ 34,710	\$ 33,175	\$ -
SH 145-22-440 (Off Highway Vehicle Fund)	145-22-440-21100	145	Expenses	Salary And Wages	\$ -	\$ -	\$ -	\$ (11,170)	\$ -	\$ -
SH 145-22-440 (Off Highway Vehicle Fund)	145-22-440-21120	145	Expenses	Overtime	\$ (31,090)	\$ (10,894)	\$ (34,005)	\$ (14,821)	\$ (37,626)	\$ -
SH 145-22-440 (Off Highway Vehicle Fund)	145-22-440-21410	145	Expenses	Holiday Pay	\$ -	\$ -	\$ -	\$ (680)	\$ -	\$ -
SH 145-22-440 (Off Highway Vehicle Fund)	145-22-440-22100	145	Expenses	Employee Benefits	\$ -	\$ -	\$ (511)	\$ (1,522)	\$ -	\$ -
SH 145-22-440 (Off Highway Vehicle Fund)	145-22-440-22110	145	Expenses	Employee Benefits - Health (Med/Dent/Vis)	\$ -	\$ -	\$ -	\$ (2,148)	\$ -	\$ -
SH 145-22-440 (Off Highway Vehicle Fund)	145-22-440-22120	145	Expenses	Employee Benefits - PERS (ER Portion)	\$ -	\$ -	\$ -	\$ (2,090)	\$ -	\$ -
SH 145-22-440 (Off Highway Vehicle Fund)	145-22-440-31200	145	Expenses	Equip Maintenance & Repair	\$ (577)	\$ (4,270)	\$ (700)	\$ (5,819)	\$ (5,000)	\$ -
SH 145-22-440 (Off Highway Vehicle Fund)	145-22-440-32950	145	Expenses	Rents & Leases - Real Property	\$ (5,400)	\$ (5,400)	\$ (5,400)	\$ (5,400)	\$ (5,400)	\$ -
SH 145-22-440 (Off Highway Vehicle Fund)	145-22-440-33351	145	Expenses	Vehicle Fuel Costs	\$ -	\$ (123)	\$ (745)	\$ (407)	\$ (745)	\$ -
SH 145-22-440 (Off Highway Vehicle Fund)	145-22-440-33360	145	Expenses	Motor Pool Expense	\$ (129)	\$ -	\$ (744)	\$ -	\$ (744)	\$ -
Off Highway Vehicle Fund Revenue Total					\$ 63,181	\$ 44,671	\$ 49,515	\$ 41,164	\$ 49,515	\$ -
Off Highway Vehicle Fund Expenditure Total					\$ (37,196)	\$ (20,687)	\$ (42,105)	\$ (44,057)	\$ (49,515)	\$ -
Off Highway Vehicle Fund Use of Fund Balance					\$ 25,985	\$ 23,985	\$ 7,410	\$ (2,893)	\$ -	\$ -
SH 146-22-455 (Court Security 2011 Realign)	146-22-455-14010	146	Revenues	Interest Income	\$ 17,992	\$ 10,604	\$ -	\$ 2,481	\$ -	\$ -
SH 146-22-455 (Court Security 2011 Realign)	146-22-455-15437	146	Revenues	Realignment Backfill Support	\$ -	\$ 33,748	\$ -	\$ -	\$ -	\$ -
SH 146-22-455 (Court Security 2011 Realign)	146-22-455-15443	146	Revenues	St: 2011 Realignment	\$ 516,820	\$ 583,372	\$ 539,425	\$ 475,132	\$ 606,128	\$ -
SH 146-22-455 (Court Security 2011 Realign)	146-22-455-60100	146	Expenses	Operating Transfers Out	\$ (441,927)	\$ (612,235)	\$ (743,620)	\$ (417,535)	\$ (784,996)	\$ -
Animal Services Revenue Total					\$ 534,812	\$ 627,724	\$ 539,425	\$ 477,613	\$ 606,128	\$ -
Animal Services Expenditure Total					\$ (441,927)	\$ (612,235)	\$ (743,620)	\$ (417,535)	\$ (784,996)	\$ -
Animal Services Use of Fund Balance					\$ 92,885	\$ 15,489	\$ (204,195)	\$ 60,078	\$ (178,868)	\$ -
SH 147-23-460 (Med Assisted Treatment)	147-23-460-14010	147	Revenues	Interest Income	\$ 1,179	\$ 389	\$ -	\$ 36	\$ -	\$ -
SH 147-23-460 (Med Assisted Treatment)	147-23-460-15807	147	Revenues	Medication-Assisted Treatment (MAT) Grant (SAMH)	\$ 91,925	\$ -	\$ 50,000	\$ 50,000	\$ -	\$ -
SH 147-23-460 (Med Assisted Treatment)	147-23-460-32500	147	Expenses	Professional & Specialized Ser	\$ (25,350)	\$ -	\$ -	\$ -	\$ -	\$ -
SH 147-23-460 (Med Assisted Treatment)	147-23-460-33350	147	Expenses	Travel & Training Expense	\$ (551)	\$ -	\$ -	\$ -	\$ -	\$ -
SH 147-23-460 (Med Assisted Treatment)	147-23-460-60100	147	Expenses	Operating Transfers Out	\$ (22,858)	\$ (44,725)	\$ (50,000)	\$ (17,940)	\$ (15,800)	\$ -
Med Assisted Treatment Revenue Total					\$ 93,104	\$ 389	\$ 50,000	\$ 50,036	\$ -	\$ -
Med Assisted Treatment Expenditure Total					\$ (48,759)	\$ (44,725)	\$ (50,000)	\$ (17,940)	\$ (15,800)	\$ -
Med Assisted Treatment Use of Fund Balance					\$ 44,345	\$ (44,336)	\$ -	\$ 32,096	\$ (15,800)	\$ -

Sheriff
FY2022-23 Budget Workshop

Proposal	Account String	Fund	Type	Account Name	FY 2019-20 Actuals	FY 2020-21 Actuals	FY 2021-22 Amended Budget	FY 2021-22 Actuals YTD	FY 2022-23 Departmental Request	FY 2022-23 CAO Recommended
SH 720-23-000 (Inmate Welfare Trust)	720-23-000-17010	720	Revenues	Miscellaneous Revenue	\$ 32,806	\$ 27,641	\$ 32,500	\$ 676	\$ 37,500	\$ -
SH 720-23-000 (Inmate Welfare Trust)	720-23-000-20010	720	Expenses	Expenditures	\$ (32,982)	\$ (31,815)	\$ -	\$ (45)	\$ -	\$ -
SH 720-23-000 (Inmate Welfare Trust)	720-23-000-60100	720	Expenses	Operating Transfers Out	\$ -	\$ (71,563)	\$ -	\$ -	\$ -	\$ -
SH 720-23-000 (Inmate Welfare Trust)	720-23-460-20010	720	Expenses	Expenditures	\$ -	\$ -	\$ (14,000)	\$ (14,498)	\$ (18,000)	\$ -
SH 720-23-000 (Inmate Welfare Trust)	720-23-460-30286	720	Expenses	Telephone/Communications-Inmate Welfare	\$ -	\$ -	\$ (3,000)	\$ (2,396)	\$ (3,000)	\$ -
SH 720-23-000 (Inmate Welfare Trust)	720-23-460-31206	720	Expenses	Equip Maintenance & Repair-Inmate Welfare	\$ -	\$ -	\$ -	\$ (358)	\$ (500)	\$ -
SH 720-23-000 (Inmate Welfare Trust)	720-23-460-31406	720	Expenses	Building/Land Maint & Repair-Inmate Welfare	\$ -	\$ -	\$ (200)	\$ -	\$ (200)	\$ -
SH 720-23-000 (Inmate Welfare Trust)	720-23-460-32506	720	Expenses	Professional & Specialized Ser-Inmate Welfare	\$ -	\$ -	\$ (500)	\$ (230)	\$ (500)	\$ -
SH 720-23-000 (Inmate Welfare Trust)	720-23-460-33016	720	Expenses	Small Tools & Instruments-Inmate Welfare	\$ -	\$ -	\$ (300)	\$ (95)	\$ (300)	\$ -
SH 720-23-000 (Inmate Welfare Trust)	720-23-460-33126	720	Expenses	Spec Dept-Inmate Welfare	\$ -	\$ -	\$ (15,000)	\$ (11,493)	\$ (15,000)	\$ -
SH 720-23-000 (Inmate Welfare Trust)	720-23-460-53030	720	Expenses	Capital Equipment, \$5,000+	\$ -	\$ -	\$ (20,000)	\$ (18,112)	\$ -	\$ -
<i>Inmate Welfare Trust Revenue Total</i>					\$ 32,806	\$ 27,641	\$ 32,500	\$ 676	\$ 37,500	\$ -
<i>Inmate Welfare Trust Expenditure Total</i>					\$ (32,982)	\$ (103,378)	\$ (53,000)	\$ (47,227)	\$ (37,500)	\$ -
<i>Inmate Welfare Trust Use of Fund Balance</i>					\$ (176)	\$ (75,737)	\$ (20,500)	\$ (46,551)	\$ -	\$ -
<i>Total Department Expenditures</i>					\$ (10,510,586)	\$ (10,827,406)	\$ (12,180,593)	\$ (9,370,446)	\$ (13,876,911)	\$ -
<i>Total Grant / Earned / Govt Revenues</i>					\$ 3,236,154	\$ 3,621,521	\$ 3,509,693	\$ 2,885,437	\$ 3,885,447	\$ -
<i>Total Use of Fund Balance</i>					\$ 151,094	\$ (36,740)	\$ (217,285)	\$ 64,376	\$ (194,668)	\$ -
<i>Total General Fund Contribution</i>					\$ 7,425,526	\$ 7,169,145	\$ 8,453,615	\$ 6,549,385	\$ 9,796,796	\$ -

SOCIAL SERVICES

Kathryn Peterson
Social Services Director

To deliver quality services that are accessible and responsive to the community, strengthen individuals, preserve families, and protect vulnerable adults and children.

BUDGET AT A GLANCE	FY2022-23
Total Expenditures	(\$14,066,610)
Total Grant / Earned / Govt Revenues	\$14,267,944
Total Use of Fund Balance	(\$198,334)
<hr/>	
Total General Fund Contribution	\$527,028
Total Staff	33.00 FTE
% Funded by General Fund	3.7%

DEPARTMENT SERVICES OVERVIEW

Social Services Department. Governed primarily by Federal and State mandates, the Department of Social Services provides services and programs critical to delivering a countywide system of health, security, and safety for vulnerable County residents. Operation of Social Services programs is funded by a combination of federal and state revenues, Social Services realignment funds, miscellaneous revenues, and a required County General Fund contribution. The Department provides services under three main service areas: Health (Health Coverage and Food Assistance); Security (Financial Assistance and Workforce Services); and Safety (Child Welfare Services, Adult Protective Services, In-Home Supportive Services). In addition, the department manages the Mono County Senior Services Program, serves as the Probate Conservator, and operates county-wide emergency shelters. Department offices are in Mammoth Lakes, Bridgeport, and Walker. The Department also operates the Antelope Valley Senior Center in Walker. Providing excellent customer service while ensuring compliance with State and Federal program mandates for providing social services is a primary focus of the Department. Regulations specify the types of services; amounts of assistance benefits; time frames for delivery of services and/or benefits; accuracy levels that must be maintained in administering programs; and Statewide statistical measurements for tracking performance. The mandates, laws, and regulations governing programs administered by the department are subject to frequent changes due to Federal and State legislative and government agency action; funding reductions and increases; and sometime court rulings. These changes present many challenges and often require major changes in the service environment. The Social Services Department is dedicated to meeting these challenges and responding proactively and positively to the ever-changing public service landscape. We are proud of our record this past year in providing safety net services that help our community be safe, supported, and self-sufficient while complying with required program mandates.

CHALLENGES, ISSUES & OPPORTUNITIES

Key challenges for the County Administration Department during FY2022-23 include:

- Supporting all levels, of the County workforce during a time of unprecedented uncertainty.
- Continuing the mitigation of, and response to, the COVID-19 pandemic.
- Stewardship of County resources during the continued economic downturn.
- Solving vacancies at the senior staff and other levels; and,
- Addressing the ongoing need for additional workforce housing throughout Mono County.

For more information, call (760) 924-1770, or visit <https://monocounty.ca.gov/social-services>

REQUESTED BUDGET CHANGES FOR FY2022-23

- The Department opted into the following funding opportunities to implement new programs:
- Three separate housing and homelessness prevention funding allocations, totaling \$750,000, made available through the California Department of Social Services Housing and Homelessness Branch. All three allocations are state-funded, locally administered programs in which participating counties and their partners provide housing-related supports to eligible individuals and families.

- \$375,000 Family First Prevention Services Act (FFPSA) Block Grant; and \$100,000 FFPSA Transition funds aimed at reducing the risk of children being placed into foster care.
- \$129,000 allocation to enhance existing child welfare social workers ability to provide Emergency Response services.
- The Department requests the following two workforce changes: 1) increase the number of Eligibility Specialist (ES) staff by one new ES Trainee/I/II. ES staff manage between 400-500 public benefit cases each. Increasing workforce capacity will allow the team to manage caseloads and continuity of business processes more efficiently and effectively. 2) create an At-Will Child and Adult Manager job classification and promote the current Program Manager (PM) to an At-Will Child and Adult Manager. The PM for Child and Adult Services position has grown in scope and complexity since inception in 2014, and now requires the incumbent to manage several complex program areas within the Department including a master's level Social Worker Supervisor II for Child Welfare, and master's level Social Worker Supervisor II for Adult Services for APS, IHSS, Conservatorship/Public Guardian Services, and Resource Family Approval.

ACCOMPLISHMENTS AND OBJECTIVES

FY2021-22 Accomplishments

- Approximately 1 out of every 4 Mono County residents received aid from one or more of DSS's public assistance programs at some point during the year. Assisted over 1,010 individuals in supplementing their diets through CalFresh benefits. Helped over 4,532 individuals receive healthcare through Medi-Cal benefits, 1,413 of whom were children under 18.
- Received and evaluated 144 allegations of child abuse and neglect through April 2022, of which approximately 50% were either investigated or responded to through outreach/referral. Responded timely 100% of the time (statewide goal is 90%) through March 2022 (April data still being entered). Complied 100% of the time with required face-to-face contacts with CPS clients.
- Fielded approximately 38 allegations of elder/dependent adult abuse and neglect through April 2022, of which approximately 85% were either investigated or responded to through outreach/referral. Responded timely for 100% of all reports. Complied 100% with required face-to-face contacts with APS clients.
- On track for achieving a 95% percent state compliance rate for conducting timely reassessment of In-Home Supportive Services (IHSS) clients this fiscal year. For the first 3 quarters of this fiscal year, Mono County had a 100% compliance rate for timeliness with a #1 ranking in the State.
- Implemented the Home Safe Program which supports the safety and housing stability of individuals involved in Adult Protective Services (APS) by providing direct housing-related assistance, and the Bringing Families Home Program which provides direct housing supports to families involved in the child welfare system.
- Provided over 12,000 meals to seniors throughout the county, mostly through home delivery.
- Completed migration to the California Statewide Automated Welfare System (CalSAWS), an integrated, user-friendly eligibility and case management system that supports key public assistance programs on a cloud-hosted architecture.
- Advocated for the interests of small population counties at the Chair and Executive Committee levels via California Welfare Director's Association (CWDA), NACo Human Services and Education Subcommittee, and National Association of County Human Services Administrators (NACHSA).

FY2022-23 Objectives

- The Department has implemented several new programs/funding opportunities intended to enhance the quality of life for Mono County's children and aging populations, specifically. Two new housing resources became available to the Department during the 2021-22 fiscal year and will continue into the 2022-23 fiscal year. First is the Home Safe Program which allocates \$250,00 to Mono County to provide direct housing supports to elders involved with Adult Protective Services. Second is the Bringing Families Home (BFH) program which allocates \$250,000 to the County to provide direct housing supports to families involved in the child welfare system. Also on the child welfare side, the Department, in partnership with Mono County Probation and with support from Mono County Behavioral Health, "opted-in" to a \$375,000 block grant which will support Mono County with implementation of Part I of the Family First Prevention Services Act (FFPSA). FFPSA is federal legislation that allows child welfare and probation to draw down Title IVE foster care dollars for prevention (rather than out-of-home placement) to reduce the risk of children being placed into foster care.
- Finally, with respect to internal workforce development, the Department accepted a \$129,000 allocation, Mono County | FY2022-23 Recommended Budget

appropriated by the State Budget Act of 2021 to enhance child welfare Emergency Response (ER) services. The Department chose to use those funds to create a “Rural County ER Stipend” for Social Workers and Supervisors responsible for investigating reports of suspected child abuse. The stipend is a strategy to recognize the unique demands of rural Social Worker staff who are expected to acquire a wider breadth of expertise, such as ER investigation, than their counterparts in more urban communities where staff specialize in specific areas of practice. The stipend is intended to promote job retention and incentivize future recruitment of rural social workers to Mono County. It will impact 6 positions in the Department and will augment those salaries by 5%.

Adult Services:

- The Home Safe Program will allow Adult Protective Services (APS) social workers to connect elderly clients in Mono County with concrete, tangible housing supports (including rental assistance) to decrease homelessness and housing insecurity for the elderly population. For adults that suffer from self-neglect, these types of supports will result in improved safety for approximately 10-20 eligible seniors and reduce the risk of harm occurring in the home.
- The Department is slated to assume a new function, Public Administrator, to provide an important service to the community by managing the disposition of deceased estates for persons without a will at the time of death and without an appropriate/willing person to act as an administrator. This role will serve the estates of the conservatees for whom the Department is already responsible for under its role as Public Guardian, along with others who require this service.
- Tri-Valley Senior Services: Enhance the quality of life for seniors in the Tri-Valley area by expanding and reclassifying the job of the Senior Site Coordinator (reclassified to a Social Services Aide, effective April 2022) from 16 hours per week to 34 hours per week. This increased capacity to provide supports to seniors includes the following objectives:
- Increase from 2 to 3 days of meal delivery for Meals on Wheels which will increase hot meal deliveries by one day and will increase the amount of contact time the Social Services Aide has with seniors.
- Social Support: Aide will have more time to identify and meet the social needs of seniors, which has a positive impact on mental health and prevention of isolation.
- Transportation: Aide will have more time to provide transportation to and from medical appointments or other activities of daily living
- Partnership with Public Health Nurse (PHN): Aide will join with Mono County PHN to screen seniors for health issues, offer vaccinations, and provide important health outreach
- Antelope Valley Senior Services:
- With Public Health, provide seniors with monthly screenings, information, and connections to services related to medical needs.
- Partner with Northern Mono County Hospice to identify, provide initial Hospice assessments, and visit families of seniors in need of this program.

Child Welfare:

- Enhance the quality of services for youth and families involved with the child welfare system through the Mono County Children’s System of Care (CSOC), which the Department created during the 2021-22 FY in partnership with other child-serving agencies, per AB 2083. The CSOC improves the lives of children and families by improving the coordination and communication between child-serving agencies, identifying community needs and gaps, developing strategies to fill those gaps, and integrating funding opportunities where possible to enhance the array of services to families.
- Complete a comprehensive Community Self-Assessment (CSA), required every 5 years under the California Child and Family Services Review (C-CFSR) process, which will assess the effectiveness of Mono County’s array of child welfare services by looking at data, getting input from stakeholders, and getting input from peer counties through case reviews. The CSA will inform the development of system improvement plan goals for the 2023-2028 C-CFSR cycle.
- “Children’s Summit” (July 2012): In partnership with County leadership and other child-serving agencies, the Department is involved in the planning for this event which will bring together community leaders and stakeholders to look at child well-being indicators for youth in Mono County and develop a “data dashboard” that will be updated into the future to track various measures of child welfare in Mono County.
- Housing: The Bringing Families Home (BFH) program begun to provide direct housing supports to families involved in the child welfare system during the 2021-22 Fiscal Year and will continue into the 2022-23 FY. Housing stability is often one of the most challenging issues that parents face in Mono County when trying to provide safety and security for children. BFH will reduce the negative impact of housing insecurity for the highest risk youth in Mono County. The Department anticipates serving anywhere from 5-15 eligible families in 2022-23.

Public Benefits/Eligibility:

- When the federal government lifts the public health emergency designation and the county resumes routine operations, ensure that renewals of eligibility and transitions between coverage programs occur in a manner that minimizes beneficiary burden and promotes continuity of coverage. The continuous coverage requirement has ensured that individuals enrolled in MediCal throughout the pandemic are not at risk of losing coverage. However, unwinding this provision will require individuals to complete renewals necessary to redetermine their eligibility to remain in the program. The Department remains focused on ensuring that eligible individuals do not lose coverage when it is time for their renewal.
- Implement the California CalWORKs Outcomes and Accountability Review (Cal-OAR) data-driven program management system. The purpose of Cal-OAR is to facilitate continuous improvement of county CalWORKs programs by collecting, analyzing, and disseminating outcomes and best practices. Components include conducting Cal-OAR Customer Satisfaction Surveys for CW and WTW; preparing a County Self-Assessment and developing a System Improvement Plan, all of which should result in better outcomes for CalWORKs consumers.

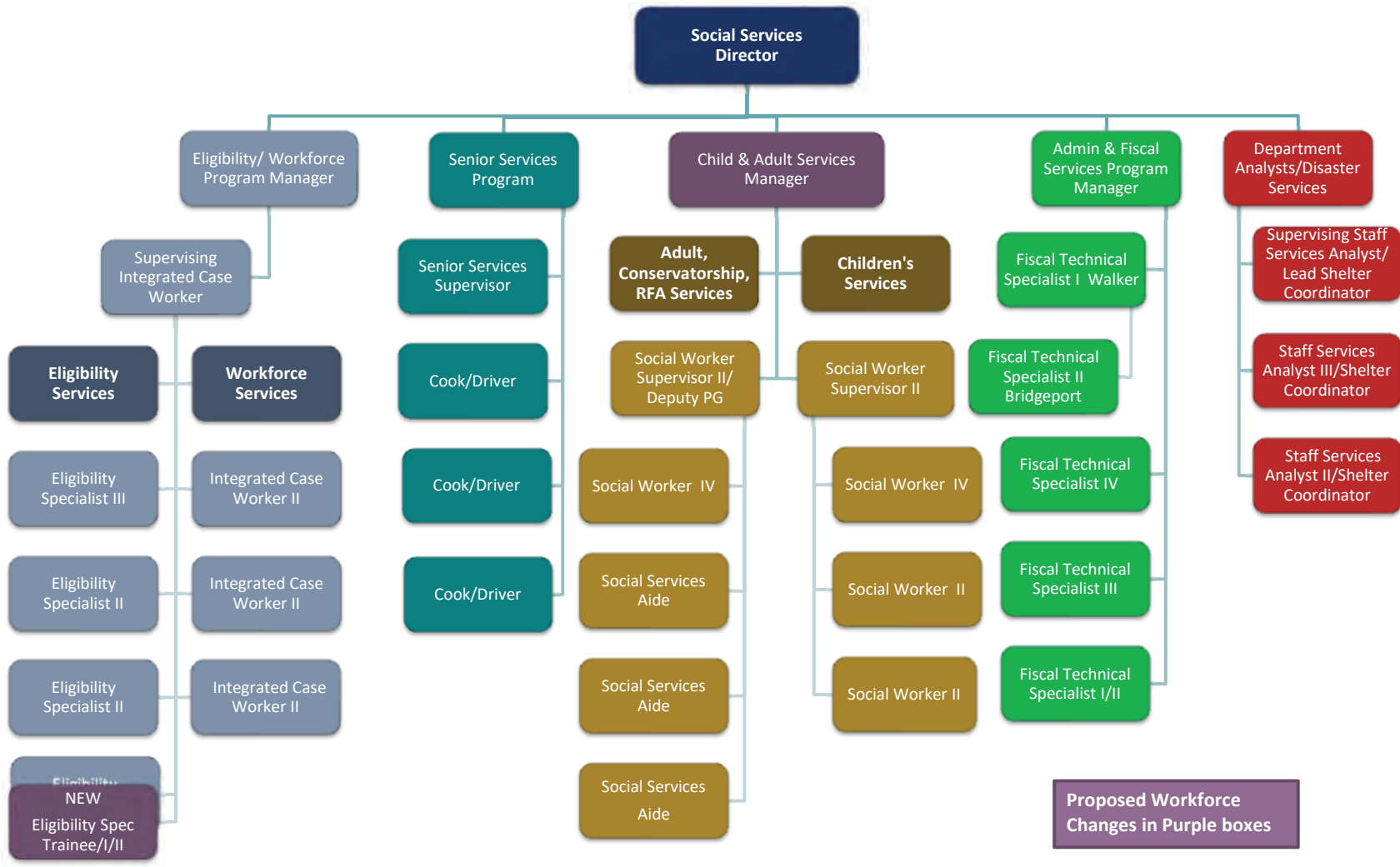
Disaster Services:

- Implement a Tri-County VOAD coalition for Mono, Inyo, and Alpine Counties by the end of FY 2022-23. VOAD is a partnership with local and statewide non-profit agencies and organizations that share knowledge and resources throughout a disaster cycle (preparation, response, and recovery) to support government and emergency operations in the event of a disaster.



SOCIAL SERVICES

Departmental Organizational Chart



Proposed Workforce Changes in Purple boxes

DIVISIONS	Eligibility	Senior Services	Child & Adult Services	Administrative Services	Disaster Services
------------------	-------------	-----------------	------------------------	-------------------------	-------------------

Social Services
FY2022-23 Budget Workshop

Proposal	Account String	Fund	Type	Account Name	FY 2019-20	FY 2020-21	FY 2021-22	FY 2021-22	FY 2022-23	FY 2022-23 CAO
					Actuals	Actuals	Amended Budget	Actuals YTD	Departmental Request	Recommended
SS 110-51-868 (Social Services)	110-51-868-14010	110	Revenues	Interest Income	\$ 18,533	\$ 1,115	\$ 5,000	\$ (257)	\$ -	\$ -
SS 110-51-868 (Social Services)	110-51-868-14050	110	Revenues	Rental Income	\$ 720	\$ -	\$ -	\$ -	\$ -	\$ -
SS 110-51-868 (Social Services)	110-51-868-15072	110	Revenues	St: HDAP Housing & Disability Advocacy Prog	\$ -	\$ 25,331	\$ 150,000	\$ -	\$ 125,000	\$ -
SS 110-51-868 (Social Services)	110-51-868-15110	110	Revenues	St: Public Assist-Admin	\$ 773,078	\$ -	\$ -	\$ -	\$ -	\$ -
SS 110-51-868 (Social Services)	110-51-868-15120	110	Revenues	St: Public Assist-Programs	\$ 131,329	\$ -	\$ -	\$ -	\$ -	\$ -
SS 110-51-868 (Social Services)	110-51-868-15602	110	Revenues	Fed: Public Assist-Admin	\$ 1,909,168	\$ -	\$ -	\$ -	\$ -	\$ -
SS 110-51-868 (Social Services)	110-51-868-15610	110	Revenues	Fed: Public Assist-Programs	\$ 125,412	\$ -	\$ -	\$ -	\$ -	\$ -
SS 110-51-868 (Social Services)	110-51-868-15611	110	Revenues	Fed: Aid Recoupment	\$ 4,369	\$ 548	\$ 3,000	\$ 812	\$ 1,000	\$ -
SS 110-51-868 (Social Services)	110-51-868-17010	110	Revenues	Miscellaneous Revenue	\$ 1,046	\$ 7,696	\$ -	\$ 542	\$ -	\$ -
SS 110-51-868 (Social Services)	110-51-868-18100	110	Revenues	Operating Transfers In	\$ 1,679,909	\$ 4,753,380	\$ 6,448,508	\$ 2,825,444	\$ 6,809,781	\$ -
SS 110-51-868 (Social Services)	110-51-868-21100	110	Expenses	Salary And Wages	\$ (1,753,753)	\$ (1,822,161)	\$ (2,113,303)	\$ (1,725,767)	\$ (2,334,676)	\$ -
SS 110-51-868 (Social Services)	110-51-868-21120	110	Expenses	Overtime	\$ (26,674)	\$ (41,513)	\$ (50,000)	\$ (37,273)	\$ (50,000)	\$ -
SS 110-51-868 (Social Services)	110-51-868-22100	110	Expenses	Employee Benefits	\$ (233,035)	\$ (229,269)	\$ (247,532)	\$ (197,206)	\$ (107,820)	\$ -
SS 110-51-868 (Social Services)	110-51-868-22110	110	Expenses	Employee Benefits - Health (Med/Dent/Vis)	\$ (379,596)	\$ (330,431)	\$ (343,320)	\$ (258,128)	\$ (369,346)	\$ -
SS 110-51-868 (Social Services)	110-51-868-22120	110	Expenses	Employee Benefits - PERS (ER Portion)	\$ (490,135)	\$ (523,443)	\$ (583,238)	\$ (478,388)	\$ (619,986)	\$ -
SS 110-51-868 (Social Services)	110-51-868-30280	110	Expenses	Telephone/Communications	\$ (22,168)	\$ (30,329)	\$ (32,289)	\$ (26,012)	\$ (31,028)	\$ -
SS 110-51-868 (Social Services)	110-51-868-30500	110	Expenses	Workers' Comp Ins Expense	\$ (36,244)	\$ (37,543)	\$ (37,918)	\$ (37,918)	\$ (36,724)	\$ -
SS 110-51-868 (Social Services)	110-51-868-30510	110	Expenses	Liability Insurance Expense	\$ (23,315)	\$ (24,814)	\$ (30,233)	\$ (30,232)	\$ (22,049)	\$ -
SS 110-51-868 (Social Services)	110-51-868-31700	110	Expenses	Membership Fees	\$ (20,906)	\$ (20,764)	\$ (21,796)	\$ (21,796)	\$ (22,885)	\$ -
SS 110-51-868 (Social Services)	110-51-868-32000	110	Expenses	Office Expense	\$ (61,103)	\$ (41,998)	\$ (54,500)	\$ (30,147)	\$ (39,140)	\$ -
SS 110-51-868 (Social Services)	110-51-868-32010	110	Expenses	TECHNOLOGY EXPENSES	\$ (27,189)	\$ (31,925)	\$ (51,012)	\$ (51,507)	\$ (60,481)	\$ -
SS 110-51-868 (Social Services)	110-51-868-32030	110	Expenses	Copier Pool	\$ -	\$ -	\$ -	\$ -	\$ (11,600)	\$ -
SS 110-51-868 (Social Services)	110-51-868-32450	110	Expenses	Contract Services	\$ (97,105)	\$ (96,998)	\$ (223,079)	\$ (89,265)	\$ (320,088)	\$ -
SS 110-51-868 (Social Services)	110-51-868-32461	110	Expenses	Ihss - Css	\$ (116,724)	\$ (116,724)	\$ (145,976)	\$ (133,506)	\$ (145,976)	\$ -
SS 110-51-868 (Social Services)	110-51-868-32462	110	Expenses	Ihss - Advisory Board	\$ (5,916)	\$ (5,916)	\$ (36,000)	\$ (18,141)	\$ (36,000)	\$ -
SS 110-51-868 (Social Services)	110-51-868-32500	110	Expenses	Professional & Specialized Ser	\$ (75,861)	\$ (132,640)	\$ (227,812)	\$ (85,979)	\$ (271,428)	\$ -
SS 110-51-868 (Social Services)	110-51-868-32600	110	Expenses	Information Technology Service	\$ (11,158)	\$ (6,434)	\$ (12,000)	\$ (1,497)	\$ (12,000)	\$ -
SS 110-51-868 (Social Services)	110-51-868-32950	110	Expenses	Rents & Leases - Real Property	\$ (267,440)	\$ (13,970)	\$ (13,971)	\$ (13,562)	\$ (17,216)	\$ -
SS 110-51-868 (Social Services)	110-51-868-33100	110	Expenses	Education & Training	\$ (9,000)	\$ (1,146)	\$ (7,500)	\$ (2,730)	\$ (7,500)	\$ -
SS 110-51-868 (Social Services)	110-51-868-33120	110	Expenses	Special Department Expense	\$ (22,825)	\$ (47,288)	\$ (228,000)	\$ (10,739)	\$ (198,000)	\$ -
SS 110-51-868 (Social Services)	110-51-868-33349	110	Expenses	Specialized Training	\$ (46,750)	\$ (52,747)	\$ (65,620)	\$ (32,792)	\$ (69,120)	\$ -
SS 110-51-868 (Social Services)	110-51-868-33350	110	Expenses	Travel & Training Expense	\$ (36,667)	\$ (5,928)	\$ (60,500)	\$ (13,761)	\$ (60,500)	\$ -
SS 110-51-868 (Social Services)	110-51-868-33351	110	Expenses	Vehicle Fuel Costs	\$ (10,335)	\$ (3,818)	\$ (15,320)	\$ (4,379)	\$ (15,320)	\$ -
SS 110-51-868 (Social Services)	110-51-868-33360	110	Expenses	Motor Pool Expense	\$ (25,037)	\$ (11,333)	\$ (15,064)	\$ (7,442)	\$ (24,859)	\$ -
SS 110-51-868 (Social Services)	110-51-868-33600	110	Expenses	Utilities	\$ (1,305)	\$ (1,307)	\$ (1,500)	\$ (1,249)	\$ (1,875)	\$ -
SS 110-51-868 (Social Services)	110-51-868-33602	110	Expenses	Civic Center Utilities	\$ -	\$ (13,597)	\$ (29,206)	\$ (9,986)	\$ (29,206)	\$ -

Social Services
FY2022-23 Budget Workshop

Proposal	Account String	Fund	Type	Account Name	FY 2019-20	FY 2020-21	FY 2021-22	FY 2021-22	FY 2022-23	FY 2022-23 CAO
					Actuals	Actuals	Amended Budget	Actuals YTD	Departmental Request	Recommended
SS 110-51-868 (Social Services)	110-51-868-41104	110	Expenses	Cws Iip Incentive	\$ (1,361)	\$ (600)	\$ (5,000)	\$ (2,750)	\$ (5,000)	\$ -
SS 110-51-868 (Social Services)	110-51-868-41105	110	Expenses	Cws Iip-Tip	\$ -	\$ -	\$ (1,900)	\$ -	\$ (1,900)	\$ -
SS 110-51-868 (Social Services)	110-51-868-41106	110	Expenses	Cws Iip Work Program	\$ 33	\$ -	\$ (1,300)	\$ -	\$ (1,300)	\$ -
SS 110-51-868 (Social Services)	110-51-868-41107	110	Expenses	Cws Direct Medical Payments	\$ (4,059)	\$ (3,410)	\$ (15,000)	\$ (4,720)	\$ (15,000)	\$ -
SS 110-51-868 (Social Services)	110-51-868-41108	110	Expenses	Wtw Child Care	\$ -	\$ -	\$ (20,000)	\$ (1,672)	\$ (20,000)	\$ -
SS 110-51-868 (Social Services)	110-51-868-41109	110	Expenses	Wtw Client Mileage	\$ -	\$ -	\$ (10,000)	\$ -	\$ (10,000)	\$ -
SS 110-51-868 (Social Services)	110-51-868-41110	110	Expenses	FPPRS (Foster Parent Recruit, Ret & Supp Prgm	\$ (27,842)	\$ -	\$ -	\$ -	\$ -	\$ -
SS 110-51-868 (Social Services)	110-51-868-41112	110	Expenses	PSSF Services	\$ (12,333)	\$ (10,026)	\$ (10,000)	\$ (4,570)	\$ (10,000)	\$ -
SS 110-51-868 (Social Services)	110-51-868-41130	110	Expenses	Adult Protective Services	\$ (367)	\$ -	\$ (104,000)	\$ (16,755)	\$ (71,768)	\$ -
SS 110-51-868 (Social Services)	110-51-868-53030	110	Expenses	Capital Equipment, \$5,000+	\$ (217,621)	\$ -	\$ -	\$ -	\$ -	\$ -
SS 110-51-868 (Social Services)	110-51-868-60100	110	Expenses	Operating Transfers Out	\$ (37,023)	\$ (271,263)	\$ (281,477)	\$ (210,133)	\$ (50,000)	\$ -
SS 110-51-868 (Social Services)	110-51-868-60110	110	Expenses	Civic Center Rent	\$ -	\$ -	\$ -	\$ -	\$ (242,918)	\$ -
SS 110-51-868 (Social Services)	110-51-868-70500	110	Expenses	Credit Card Clearing Account	\$ -	\$ -	\$ -	\$ (693)	\$ -	\$ -
SS 110-51-868 (Social Services)	110-51-868-72960	110	Expenses	A-87 Indirect Costs	\$ (419,595)	\$ (650,342)	\$ (682,859)	\$ (811,407)	\$ (682,859)	\$ -
Social Services Revenue Total					\$ 4,643,565	\$ 4,788,070	\$ 6,606,508	\$ 2,826,542	\$ 6,935,781	\$ -
Social Services Expenditure Total					\$ (4,520,410)	\$ (4,579,679)	\$ (5,778,225)	\$ (4,372,101)	\$ (6,025,569)	\$ -
Social Services Use of Fund Balance					\$ 123,154	\$ 208,391	\$ 828,283	\$ (1,545,560)	\$ 910,212	\$ -
SS 110-52-870 (Aid Program)	110-52-870-16014	110	Revenues	Aid Repayments	\$ 7,625	\$ 1,818	\$ -	\$ 1,477	\$ -	\$ -
SS 110-52-870 (Aid Program)	110-52-870-41100	110	Expenses	Support & Care Of Persons	\$ (460,435)	\$ (375,510)	\$ (585,000)	\$ (346,997)	\$ (585,000)	\$ -
SS 110-52-870 (Aid Program)	110-52-870-41102	110	Expenses	In Home Support Servs-Ihss	\$ (121,660)	\$ (134,696)	\$ (132,148)	\$ (124,135)	\$ (137,434)	\$ -
Aid Program Revenue Total					\$ 7,625	\$ 1,818	\$ -	\$ 1,477	\$ -	\$ -
Aid Program Expenditure Total					\$ (582,095)	\$ (510,205)	\$ (717,148)	\$ (471,132)	\$ (722,434)	\$ -
Aid Program Use of Fund Balance					\$ (574,470)	\$ (508,387)	\$ (717,148)	\$ (469,655)	\$ (722,434)	\$ -
SS 110-53-874 (General Relief)	110-53-874-16015	110	Revenues	General Assistance Repayments	\$ 1,550	\$ 310	\$ -	\$ 25	\$ -	\$ -
SS 110-53-874 (General Relief)	110-53-874-17050	110	Revenues	Donations & Contributions	\$ -	\$ 6,000	\$ -	\$ -	\$ -	\$ -
SS 110-53-874 (General Relief)	110-53-874-18100	110	Revenues	Operating Transfers In	\$ 6,039	\$ 8,260	\$ 15,000	\$ 4,818	\$ 15,000	\$ -
SS 110-53-874 (General Relief)	110-53-874-33350	110	Expenses	Travel & Training Expense	\$ -	\$ (32)	\$ -	\$ -	\$ -	\$ -
SS 110-53-874 (General Relief)	110-53-874-41100	110	Expenses	Support & Care Of Persons	\$ (6,893)	\$ (8,129)	\$ (13,000)	\$ (6,034)	\$ (13,000)	\$ -
SS 110-53-874 (General Relief)	110-53-874-41120	110	Expenses	Shelter Supplies	\$ (924)	\$ (700)	\$ (2,000)	\$ (238)	\$ (2,000)	\$ -
General Relief Revenue Total					\$ 7,589	\$ 14,570	\$ 15,000	\$ 4,843	\$ 15,000	\$ -
General Relief Expenditure Total					\$ (7,817)	\$ (8,860)	\$ (15,000)	\$ (6,272)	\$ (15,000)	\$ -
General Relief Use of Fund Balance					\$ (228)	\$ 5,710	\$ -	\$ (1,429)	\$ -	\$ -

**Social Services
FY2022-23 Budget Workshop**

Proposal	Account String	Fund	Type	Account Name	FY 2019-20	FY 2020-21	FY 2021-22	FY 2021-22	FY 2022-23	FY 2022-23 CAO
					Actuals	Actuals	Amended Budget	Actuals YTD	Departmental Request	Recommended
SS 110-56-875 (Senior Program)	110-56-875-15261	110	Revenues	St: Medical Transports (Ltc)	\$ 30,000	\$ 22,500	\$ 30,000	\$ 15,000	\$ 30,000	\$ -
SS 110-56-875 (Senior Program)	110-56-875-16301	110	Revenues	Mental Health Service Fees	\$ 50,000	\$ 120,000	\$ 50,000	\$ -	\$ 50,000	\$ -
SS 110-56-875 (Senior Program)	110-56-875-16502	110	Revenues	Imaaa Contract Revenue	\$ 98,582	\$ 184,834	\$ 123,449	\$ 123,147	\$ 148,918	\$ -
SS 110-56-875 (Senior Program)	110-56-875-16600	110	Revenues	Customer Service Fees	\$ 10,256	\$ 8,576	\$ 6,500	\$ 10,233	\$ 7,500	\$ -
SS 110-56-875 (Senior Program)	110-56-875-17010	110	Revenues	Miscellaneous Revenue	\$ 506	\$ -	\$ -	\$ -	\$ -	\$ -
SS 110-56-875 (Senior Program)	110-56-875-18100	110	Revenues	Operating Transfers In	\$ 174,024	\$ 89,444	\$ 194,703	\$ 110,000	\$ 173,935	\$ -
SS 110-56-875 (Senior Program)	110-56-875-21100	110	Expenses	Salary And Wages	\$ (130,124)	\$ (142,997)	\$ (160,428)	\$ (124,726)	\$ (150,303)	\$ -
SS 110-56-875 (Senior Program)	110-56-875-21120	110	Expenses	Overtime	\$ (57)	\$ (178)	\$ (1,000)	\$ (135)	\$ (135)	\$ -
SS 110-56-875 (Senior Program)	110-56-875-22100	110	Expenses	Employee Benefits	\$ (14,649)	\$ (18,306)	\$ (22,355)	\$ (15,638)	\$ (7,491)	\$ -
SS 110-56-875 (Senior Program)	110-56-875-22110	110	Expenses	Employee Benefits - Health (Med/Dent/Vis)	\$ (45,036)	\$ (33,951)	\$ (44,276)	\$ (30,306)	\$ (58,348)	\$ -
SS 110-56-875 (Senior Program)	110-56-875-22120	110	Expenses	Employee Benefits - PERS (ER Portion)	\$ (32,103)	\$ (36,215)	\$ (44,104)	\$ (33,519)	\$ (43,098)	\$ -
SS 110-56-875 (Senior Program)	110-56-875-30280	110	Expenses	Telephone/Communications	\$ (1,316)	\$ (1,316)	\$ (1,800)	\$ (916)	\$ (998)	\$ -
SS 110-56-875 (Senior Program)	110-56-875-30300	110	Expenses	Food Expenses	\$ (95,398)	\$ (86,807)	\$ (95,000)	\$ (31,521)	\$ (95,000)	\$ -
SS 110-56-875 (Senior Program)	110-56-875-30350	110	Expenses	Household Expenses	\$ (196)	\$ (834)	\$ (1,000)	\$ (462)	\$ (500)	\$ -
SS 110-56-875 (Senior Program)	110-56-875-30500	110	Expenses	Workers' Comp Ins Expense	\$ (5,512)	\$ (4,305)	\$ (5,199)	\$ (5,199)	\$ (4,253)	\$ -
SS 110-56-875 (Senior Program)	110-56-875-30510	110	Expenses	Liability Insurance Expense	\$ (2,546)	\$ (2,148)	\$ (2,318)	\$ (2,318)	\$ (3,498)	\$ -
SS 110-56-875 (Senior Program)	110-56-875-32000	110	Expenses	Office Expense	\$ (1,602)	\$ (1,336)	\$ (1,200)	\$ (865)	\$ (1,200)	\$ -
SS 110-56-875 (Senior Program)	110-56-875-32010	110	Expenses	TECHNOLOGY EXPENSES	\$ -	\$ -	\$ -	\$ -	\$ (7,609)	\$ -
SS 110-56-875 (Senior Program)	110-56-875-32450	110	Expenses	Contract Services	\$ -	\$ -	\$ (4,000)	\$ -	\$ (4,000)	\$ -
SS 110-56-875 (Senior Program)	110-56-875-33120	110	Expenses	Special Department Expense	\$ (12,860)	\$ (3,693)	\$ (3,980)	\$ (2,024)	\$ (3,980)	\$ -
SS 110-56-875 (Senior Program)	110-56-875-33350	110	Expenses	Travel & Training Expense	\$ (113)	\$ -	\$ (500)	\$ (111)	\$ (500)	\$ -
SS 110-56-875 (Senior Program)	110-56-875-33351	110	Expenses	Vehicle Fuel Costs	\$ (4,106)	\$ (3,429)	\$ (6,984)	\$ (3,095)	\$ (5,081)	\$ -
SS 110-56-875 (Senior Program)	110-56-875-33360	110	Expenses	Motor Pool Expense	\$ (12,937)	\$ (9,392)	\$ (10,509)	\$ (6,419)	\$ (13,802)	\$ -
Senior Program Revenue Total					\$ 363,368	\$ 425,354	\$ 404,652	\$ 258,380	\$ 410,353	\$ -
Senior Program Expenditure Total					\$ (358,556)	\$ (344,907)	\$ (404,653)	\$ (257,253)	\$ (399,796)	\$ -
Senior Program Use of Fund Balance					\$ 4,812	\$ 80,447	\$ (1)	\$ 1,127	\$ 10,557	\$ -
SS 110-56-880 (Public Guardian)	110-56-880-18100	110	Revenues	Operating Transfers In	\$ -	\$ 87,022	\$ 84,246	\$ 40,000	\$ 87,746	\$ -
SS 110-56-880 (Public Guardian)	110-56-880-21100	110	Expenses	Salary And Wages	\$ -	\$ (51,472)	\$ (45,000)	\$ (24,272)	\$ (45,000)	\$ -
SS 110-56-880 (Public Guardian)	110-56-880-22100	110	Expenses	Employee Benefits	\$ -	\$ (20,925)	\$ (18,000)	\$ (8,909)	\$ (18,000)	\$ -
SS 110-56-880 (Public Guardian)	110-56-880-22120	110	Expenses	Employee Benefits - PERS (ER Portion)	\$ -	\$ (6,056)	\$ (7,000)	\$ -	\$ (3,500)	\$ -
SS 110-56-880 (Public Guardian)	110-56-880-30280	110	Expenses	Telephone/Communications	\$ -	\$ (651)	\$ (511)	\$ (237)	\$ (611)	\$ -
SS 110-56-880 (Public Guardian)	110-56-880-31700	110	Expenses	Membership Fees	\$ -	\$ (1,135)	\$ (1,235)	\$ (1,235)	\$ (1,425)	\$ -
SS 110-56-880 (Public Guardian)	110-56-880-32000	110	Expenses	Office Expense	\$ -	\$ (6)	\$ -	\$ -	\$ -	\$ -
SS 110-56-880 (Public Guardian)	110-56-880-32390	110	Expenses	Legal Services	\$ -	\$ (6,544)	\$ (10,000)	\$ -	\$ (10,000)	\$ -
SS 110-56-880 (Public Guardian)	110-56-880-32450	110	Expenses	Contract Services	\$ -	\$ -	\$ -	\$ -	\$ (3,500)	\$ -
SS 110-56-880 (Public Guardian)	110-56-880-33100	110	Expenses	Education & Training	\$ -	\$ (60)	\$ (500)	\$ -	\$ (500)	\$ -
SS 110-56-880 (Public Guardian)	110-56-880-33350	110	Expenses	Travel & Training Expense	\$ -	\$ (725)	\$ (1,500)	\$ (2,627)	\$ (4,710)	\$ -
SS 110-56-880 (Public Guardian)	110-56-880-33351	110	Expenses	Vehicle Fuel Costs	\$ -	\$ (120)	\$ (500)	\$ (60)	\$ (500)	\$ -
Public Guardian Revenue Total					\$ -	\$ 87,022	\$ 84,246	\$ 40,000	\$ 87,746	\$ -
Public Guardian Expenditure Total					\$ -	\$ (87,694)	\$ (84,246)	\$ (37,339)	\$ (87,746)	\$ -
Public Guardian Use of Fund Balance					\$ -	\$ (672)	\$ -	\$ 2,661	\$ -	\$ -

Social Services
FY2022-23 Budget Workshop

Proposal	Account String	Fund	Type	Account Name	FY 2019-20	FY 2020-21	FY 2021-22	FY 2021-22	FY 2022-23	FY 2022-23 CAO
					Actuals	Actuals	Amended Budget	Actuals YTD	Departmental Request	Recommended
SS 111-56-869 (Workforce Investment Act)	111-56-869-15900	111	Revenues	Oth: Other Govt Agencies	\$ 36,959	\$ 57,712	\$ 114,966	\$ 24,074	\$ 120,000	\$ -
SS 111-56-869 (Workforce Investment Act)	111-56-869-21100	111	Expenses	Salary And Wages	\$ (3,917)	\$ (25,368)	\$ (20,000)	\$ (12,403)	\$ (20,000)	\$ -
SS 111-56-869 (Workforce Investment Act)	111-56-869-22100	111	Expenses	Employee Benefits	\$ (2,576)	\$ (13,533)	\$ (10,000)	\$ (5,644)	\$ (10,000)	\$ -
SS 111-56-869 (Workforce Investment Act)	111-56-869-30280	111	Expenses	Telephone/Communications	\$ (1,283)	\$ (1,327)	\$ (1,400)	\$ (683)	\$ (1,400)	\$ -
SS 111-56-869 (Workforce Investment Act)	111-56-869-32000	111	Expenses	Office Expense	\$ (891)	\$ (1,916)	\$ (3,000)	\$ (335)	\$ (2,000)	\$ -
SS 111-56-869 (Workforce Investment Act)	111-56-869-32450	111	Expenses	Contract Services	\$ -	\$ -	\$ -	\$ -	\$ (5,000)	\$ -
SS 111-56-869 (Workforce Investment Act)	111-56-869-32500	111	Expenses	Professional & Specialized Ser	\$ -	\$ (2,271)	\$ (5,000)	\$ (5,021)	\$ (20,000)	\$ -
SS 111-56-869 (Workforce Investment Act)	111-56-869-32950	111	Expenses	Rents & Leases - Real Property	\$ (4,680)	\$ (4,770)	\$ (4,770)	\$ (4,971)	\$ (5,846)	\$ -
SS 111-56-869 (Workforce Investment Act)	111-56-869-33100	111	Expenses	Education & Training	\$ -	\$ -	\$ (2,000)	\$ -	\$ (2,000)	\$ -
SS 111-56-869 (Workforce Investment Act)	111-56-869-33120	111	Expenses	Special Department Expense	\$ -	\$ (3,840)	\$ (53,965)	\$ (11,393)	\$ (39,623)	\$ -
SS 111-56-869 (Workforce Investment Act)	111-56-869-33350	111	Expenses	Travel & Training Expense	\$ -	\$ -	\$ (2,000)	\$ -	\$ (2,000)	\$ -
SS 111-56-869 (Workforce Investment Act)	111-56-869-33351	111	Expenses	Vehicle Fuel Costs	\$ (65)	\$ (158)	\$ (1,000)	\$ -	\$ (1,000)	\$ -
SS 111-56-869 (Workforce Investment Act)	111-56-869-33360	111	Expenses	Motor Pool Expense	\$ (165)	\$ (415)	\$ (1,000)	\$ -	\$ -	\$ -
SS 111-56-869 (Workforce Investment Act)	111-56-869-33600	111	Expenses	Utilities	\$ (1,305)	\$ (1,306)	\$ (1,300)	\$ (1,249)	\$ (1,600)	\$ -
SS 111-56-869 (Workforce Investment Act)	111-56-869-72960	111	Expenses	A-87 Indirect Costs	\$ (13,996)	\$ (9,077)	\$ (9,531)	\$ 3,084	\$ (9,531)	\$ -
Workforce Investment Act Revenue Total					\$ 36,959	\$ 57,712	\$ 114,966	\$ 24,074	\$ 120,000	\$ -
Workforce Investment Act Expenditure Total					\$ (28,878)	\$ (63,981)	\$ (114,966)	\$ (38,615)	\$ (120,000)	\$ -
Workforce Investment Act Use of Fund Balance					\$ 8,081	\$ (6,269)	\$ -	\$ (14,542)	\$ -	\$ -
SS 112-54-868 (WRAP)	112-54-868-18100	112	Revenues	Operating Transfers In	\$ 46,473	\$ 33,807	\$ 50,000	\$ -	\$ -	\$ -
SS 112-54-868 (WRAP)	112-54-868-60100	112	Expenses	Operating Transfers Out	\$ (46,473)	\$ (33,807)	\$ (50,000)	\$ -	\$ -	\$ -
WRAP Revenue Total					\$ 46,473	\$ 33,807	\$ 50,000	\$ -	\$ -	\$ -
WRAP Expenditure Total					\$ (46,473)	\$ (33,807)	\$ (50,000)	\$ -	\$ -	\$ -
WRAP Use of Fund Balance					\$ -	\$ -	\$ -	\$ -	\$ -	\$ -
SS 114-56-868 (County Childrens Trust Fund)	114-56-868-14010	114	Revenues	Interest Income	\$ 65	\$ 99	\$ 35	\$ 19	\$ 35	\$ -
SS 114-56-868 (County Childrens Trust Fund)	114-56-868-15462	114	Revenues	St: Cbcap Comm Based Child Abu	\$ 29,147	\$ 26,092	\$ 26,092	\$ 79,814	\$ 26,242	\$ -
SS 114-56-868 (County Childrens Trust Fund)	114-56-868-16160	114	Revenues	Birth Certificate Fees (Cctf)	\$ 677	\$ 605	\$ 551	\$ 533	\$ 551	\$ -
SS 114-56-868 (County Childrens Trust Fund)	114-56-868-16162	114	Revenues	Ca Kid'S Plate Fees	\$ -	\$ 478	\$ 247	\$ 209	\$ 209	\$ -
SS 114-56-868 (County Childrens Trust Fund)	114-56-868-32450	114	Expenses	Contract Services	\$ (31,000)	\$ (28,047)	\$ (26,925)	\$ (7,965)	\$ (27,037)	\$ -
County Childrens Trust Fund Revenue Total					\$ 29,889	\$ 27,273	\$ 26,925	\$ 80,575	\$ 27,037	\$ -
County Childrens Trust Fund Expenditure Total					\$ (31,000)	\$ (28,047)	\$ (26,925)	\$ (7,965)	\$ (27,037)	\$ -
County Childrens Trust Fund Use of Fund Balance					\$ (1,111)	\$ (774)	\$ -	\$ 72,610	\$ -	\$ -
SS 115-51-868 (State Fed Public Admin Adv)	115-51-868-14010	115	Revenues	Interest Income	\$ -	\$ 8,174	\$ 5,244	\$ 3,621	\$ 5,244	\$ -
SS 115-51-868 (State Fed Public Admin Adv)	115-51-868-15110	115	Revenues	St: Public Assist-Admin	\$ -	\$ 1,051,407	\$ 1,413,303	\$ 858,220	\$ 1,538,303	\$ -
SS 115-51-868 (State Fed Public Admin Adv)	115-51-868-15602	115	Revenues	Fed: Public Assist-Admin	\$ -	\$ 2,851,040	\$ 2,614,440	\$ 2,141,304	\$ 2,614,440	\$ -
SS 115-51-868 (State Fed Public Admin Adv)	115-51-868-60100	115	Expenses	Operating Transfers Out	\$ -	\$ (3,020,290)	\$ (4,032,987)	\$ (1,687,078)	\$ (4,157,987)	\$ -
State Fed Public Admin Adv Revenue Total					\$ -	\$ 3,910,621	\$ 4,032,987	\$ 3,003,145	\$ 4,157,987	\$ -
State Fed Public Admin Adv Expenditure Total					\$ -	\$ (3,020,290)	\$ (4,032,987)	\$ (1,687,078)	\$ (4,157,987)	\$ -
State Fed Public Admin Adv Use of Fund Balance					\$ -	\$ 890,331	\$ -	\$ 1,316,067	\$ -	\$ -

**Social Services
FY2022-23 Budget Workshop**

Proposal	Account String	Fund	Type	Account Name	FY 2019-20	FY 2020-21	FY 2021-22	FY 2021-22	FY 2022-23	FY 2022-23 CAO
					Actuals	Actuals	Amended Budget	Actuals YTD	Departmental Request	Recommended
SS 116-51-868 (State Fed Public Program Adv)	116-51-868-14010	116	Revenues	Interest Income	\$ -	\$ 325	\$ 235	\$ 60	\$ 235	\$ -
SS 116-51-868 (State Fed Public Program Adv)	116-51-868-15110	116	Revenues	St: Public Assist-Admin	\$ -	\$ 44,178	\$ 30,000	\$ 105,370	\$ 120,342	\$ -
SS 116-51-868 (State Fed Public Program Adv)	116-51-868-15602	116	Revenues	Fed: Public Assist-Admin	\$ -	\$ 175,472	\$ 155,000	\$ 128,850	\$ 155,000	\$ -
SS 116-51-868 (State Fed Public Program Adv)	116-51-868-60100	116	Expenses	Operating Transfers Out	\$ -	\$ (239,630)	\$ (185,235)	\$ (112,231)	\$ (275,577)	\$ -
State Fed Public Program Adv Revenue Total					\$ -	\$ 219,975	\$ 185,235	\$ 234,280	\$ 275,577	\$ -
State Fed Public Program Adv Expenditure Total					\$ -	\$ (239,630)	\$ (185,235)	\$ (112,231)	\$ (275,577)	\$ -
State Fed Public Program Adv Use of Fund Balance					\$ -	\$ (19,655)	\$ -	\$ 122,049	\$ -	\$ -
SS 117-51-868 (DSS 1991 Realignment)	117-51-868-14010	117	Revenues	Interest Income	\$ 32,265	\$ 24,934	\$ 26,210	\$ 7,036	\$ 26,210	\$ -
SS 117-51-868 (DSS 1991 Realignment)	117-51-868-15437	117	Revenues	Realignment Backfill Support	\$ -	\$ 145,055	\$ -	\$ -	\$ -	\$ -
SS 117-51-868 (DSS 1991 Realignment)	117-51-868-15438	117	Revenues	St: Realignment-Welfare Trust-Family Support	\$ 76,920	\$ 36,432	\$ 38,477	\$ 5,752	\$ 5,000	\$ -
SS 117-51-868 (DSS 1991 Realignment)	117-51-868-15439	117	Revenues	St: Realignment-Welfare Trust-Child Poverty	\$ 9,141	\$ 5,515	\$ 5,515	\$ 27,724	\$ 33,269	\$ -
SS 117-51-868 (DSS 1991 Realignment)	117-51-868-15440	117	Revenues	St: Realignment-Welfare Trust	\$ 820,247	\$ 809,793	\$ 704,982	\$ 697,745	\$ 800,000	\$ -
SS 117-51-868 (DSS 1991 Realignment)	117-51-868-60100	117	Expenses	Operating Transfers Out	\$ (493,775)	\$ (329,296)	\$ (775,184)	\$ (197,926)	\$ (864,479)	\$ -
DSS 1991 Realignment Revenue Total					\$ 938,573	\$ 1,021,730	\$ 775,184	\$ 738,258	\$ 864,479	\$ -
DSS 1991 Realignment Expenditure Total					\$ (493,775)	\$ (329,296)	\$ (775,184)	\$ (197,926)	\$ (864,479)	\$ -
DSS 1991 Realignment Use of Fund Balance					\$ 444,799	\$ 692,434	\$ -	\$ 540,332	\$ -	\$ -
SS 118-51-868 (DSS 2021 Realignment)	118-51-868-14010	118	Revenues	Interest Income	\$ 45,919	\$ 31,686	\$ 34,090	\$ 8,254	\$ 33,016	\$ -
SS 118-51-868 (DSS 2021 Realignment)	118-51-868-15443	118	Revenues	St: 2011 Realignment	\$ 1,233,608	\$ 1,384,592	\$ 1,191,974	\$ 1,217,763	\$ 1,324,968	\$ -
SS 118-51-868 (DSS 2021 Realignment)	118-51-868-15456	118	Revenues	St: 2011 Realignment-CALWORKS MOE	\$ 89,418	\$ 63,224	\$ 63,284	\$ 10,947	\$ 13,000	\$ -
SS 118-51-868 (DSS 2021 Realignment)	118-51-868-60100	118	Expenses	Operating Transfers Out	\$ (896,551)	\$ (966,414)	\$ (1,289,348)	\$ (562,455)	\$ (1,370,984)	\$ -
DSS 2021 Realignment Revenue Total					\$ 1,368,945	\$ 1,479,502	\$ 1,289,348	\$ 1,236,964	\$ 1,370,984	\$ -
DSS 2021 Realignment Expenditure Total					\$ (896,551)	\$ (966,414)	\$ (1,289,348)	\$ (562,455)	\$ (1,370,984)	\$ -
DSS 2021 Realignment Use of Fund Balance					\$ 472,394	\$ 513,088	\$ -	\$ 674,509	\$ -	\$ -
Total Department Expenditures					\$ (6,965,555)	\$ (10,212,810)	\$ (13,473,917)	\$ (7,750,369)	\$ (14,066,610)	\$ -
Total Grant / Earned / Govt Revenues					\$ 7,442,987	\$ 12,067,454	\$ 13,585,051	\$ 8,448,536	\$ 14,264,944	\$ -
Total Use of Fund Balance					\$ 477,432	\$ 1,854,644	\$ 111,134	\$ 698,168	\$ 198,334	\$ -
Total General Fund Contribution					\$ 527,024	\$ 527,025	\$ 527,026	\$ 527,027	\$ 527,028	\$ -

All times are estimates and not a fixed time to appear

Budget Workshop - FY2022-23

Monday, May 23, 2022

(Mono Lake Room, 1290 Tavern Road, Mammoth Lakes, CA 93546)

Time: 10:00 a.m. to 3:30 p.m.

TIME SLOT	DEPARTMENT	BUDGET UNIT(S)
10:00– 10:10	CAO	Kick-off
10:10 – 10:40	Sheriff	Sheriff Jail Court Security Boating Safety Search and Rescue Off-Highway Vehicle Fund Court Security 2011 Realignment Inmate Welfare Trust Medication-Assisted Treatment (MAT) Narcotic Forfeiture Fingerprint Sheriff Monet Mono ABX83 DNA ID
10:40 – 11:00	Assessor	Assessor
11:00 – 11:30	Clerk-Recorder	Clerk-Recorder Board of Supervisors Elections Clerk Micrographics – Social Security Truncation Clerk Modernization
11:30 – 12:00	Community Development	Transportation and Planning Planning Commission Building Inspector Code Enforcement Geothermal Monitoring Housing Development CDBG/Home Grants Community Development Grants CASP Beautification Fund - Code
12:00 – 12:20	Animal Services	Animal Services Animal Welfare
12:20 – 1:00	LUNCH	
1:00-1:30	Public Health	Public Health Public Health Education (Tobacco) Bioterrorism Environmental Health Prop 99 & 56
1:30-2:00	Probation	Adult Probation Juvenile Probation Probation CCP 2011 YOBG 2011 Realignment SB 678 2011 Realignment JJCPA 2011 Realignment PRCD 2011 Realignment BSCC 2011 Realignment Probation Juvenile Activities Drug Court Grant

TIME SLOT	DEPARTMENT	BUDGET UNIT(S)
2:00-2:30	Information Technology	Information Technology Radio Communications Tech Refresh Emergency Services Homeland Security Grant Program Crowley Area Public Information
2:30-3:00	Behavioral Health Services	Behavioral Services Alcohol and Drug Mental Health Services Act 2011 Realignment
3:00-3:30	CAO	End of the Day Wrap-Up

Budget Workshop - FY2022-23

Tuesday, May 24, 2022

(Mono Lake Room, 1290 Tavern Road, Mammoth Lakes, CA 93546)

Time: 9:00 a.m. to 3:00 p.m.

TIME SLOT	DEPARTMENT	BUDGET UNIT(S)
9:00-9:30	Social Services	Social Services Aid Programs General Relief County Children's Trust Fund WRAP – Foster Care Workforce Investment Act 1991 Realignment 2011 Realignment Senior Program Public Guardian
9:30-10:00	District Attorney	District Attorney Victim Witness Public Administrator DA Grant Programs (CalMMet) DA Diversion Program Unfair Competition Fund
10:00-12:00	Public Works	Road Jobs PW/Engineering State and Federal Airport Facilities Cemeteries Campgrounds PSPS SW SW Accelerated SW SRF Conway Geothermal Motor Pool DIF Mitigate Impact of Private Road Creation
12:00-1:00	LUNCH	
1:00-1:30	County Counsel	County Counsel Law Library Insurance
1:30-2:00	County Administration Public Works Finance	Capital Improvement Projects Jail Facility Construction Project Civic Center Project CSA 1 CSA 2 CSA 5 GF Transfers & Contributions

2:00-2:30	Economic Development	Economic Development Tourism Community Support Grants Fish Enhancement Fish & Game Propagation
2:30-3:00	EMS	Paramedics

Budget Workshop- FY 2022-23

Wednesday, May 25, 2022

Bridgeport Board Chambers, 278 Main St., Bridgeport, CA 93517

Time: 9:00 AM to 12:00 PM

TIME SLOT	DEPARTMENT	BUDGET UNIT(S)
9:00-9:30	CAO	Administration Workforce Development Affordable Housing Public Defender Grand Jury Veterans Services Farm Advisor Ag commissioner Sustainable Recreation
9:30-10:30	Finance Department	Finance Department Copier Pool Debt Service Fund General Revenues Cannabis tax Fund Economic Stabilization General Reserve Contingency Disaster Assistance EMS Fund
10:30-12:00	CAO	Workshop Wrap-Up